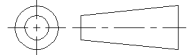


DO NOT SCALE

DIMENSIONS IN mm

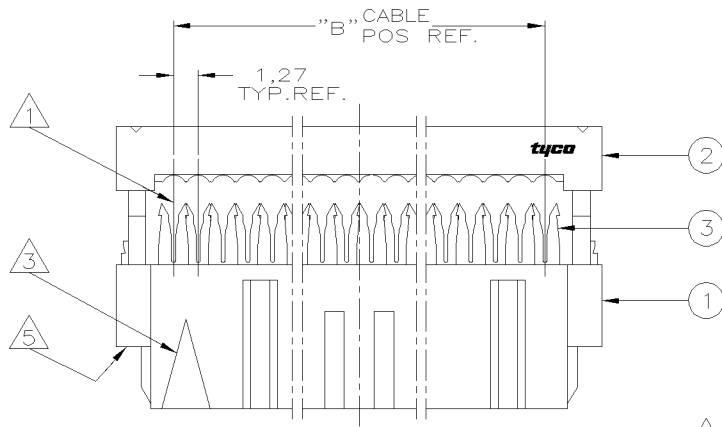
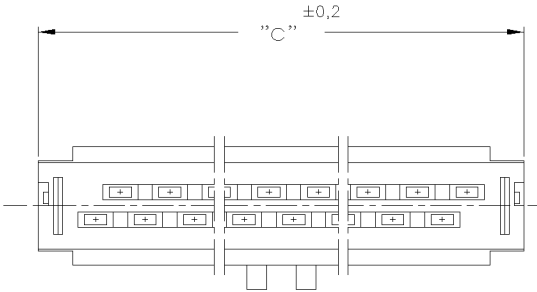
METRIC

THIRD ANGLE
PROJECTION

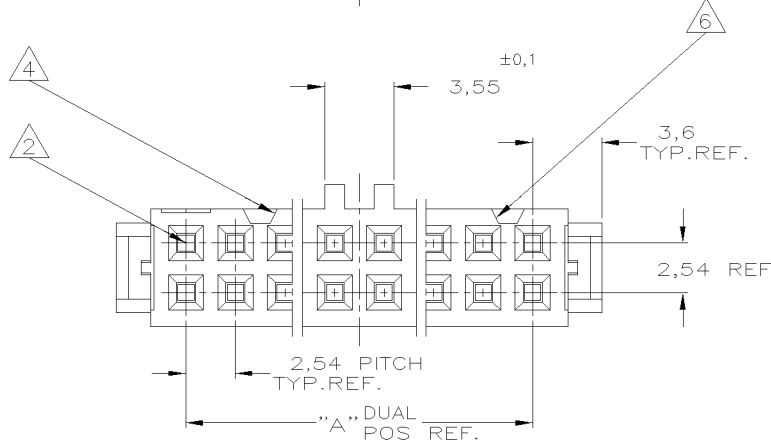
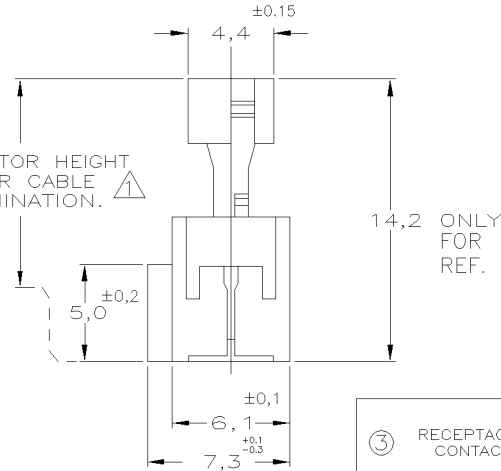


NOTES:

- ① CONNECTOR IS DESIGNED FOR FLAT RIBBON CABLE ON 1,27 CENTERS .
FOR CABLE REQUIREMENTS SEE AMP APPLICATION SPECIFICATION 114-19022.
- ② THESE RECEPTACLE CONNECTORS MATE WITH 0,64 ^{10,05} mm SQUARE OR ROUND POSTS
ON 2,54mm GRID.
- ③ MARK INDICATING FIRST CABLE POSITION REFERRING TO CONTACT POSITION.
- ④ THERE IS NO POLARIZATION-SLOT AT THIS END IN 6, 10 AND 14 POS CONNECTORS.
- ⑤ THESE CONNECTORS CAN BE USED IN CONJUNCTION WITH STRAIN-RELIEF COVERS
OF PARTNR: 100103.
- ⑥ THERE IS NO POLARIZATION-SLOT AT THIS END IN 6 POS CONNECTORS.
- ⑦ PRODUCT SPECIFICATION 108-19033.



CONNECTOR HEIGHT
AFTER CABLE
TERMINATION. ①



	85,9	64	32	6-215882-4	E
	80,8	60	30	6-215882-0	E
	68,1	50	25	6-215882-0	E
	60,5	44	22	4-215882-4	E
	55,4	40	20	4-215882-0	E
	47,8	34	17	3-215882-4	E
	42,7	30	15	3-215882-0	E
	37,6	26	13	2-215882-6	E
	30,0	20	10	2-215882-0	E
	24,9	16	8	1-215882-6	E
	22,4	14	7	1-215882-4	E
	17,3	10	5	1-215882-0	E
OBSOLETE	14,8	8	4	0-215882-8	C
	12,2	6	3	0-215882-6	E
OBSOLETE	9,7	4	2	0-215882-4	C
DIM. "C"		"B" CABLE POS.	"A" DUAL POS.	PARTNUMBER	PART REV.

③ RECEPTACLE CONTACT	PHOSPHORBRONZE Cu Sn6	AT CONTACT-PLACE: 0,8µm GOLD AT WIRING END: 2,5µm TIN ENTIRE UNDERCOATING: 1,27µm NICKEL
② COVER	THERMOPLASTIC POLYESTER GF UL 94 -V0	GREY RAL 7032 (ONLY FOR REF.)
① HOUSING		
COMPONENT NAME	MATERIAL	PLATING / COLOUR

CUSTOMER DRAWING				FOR REFERENCE ONLY WILL NOT BE UPDATED	
© COPYRIGHT 19 - BY AMP HOLLAND B.V.				ALL INTERNATIONAL RIGHTS RESERVED. AMP PRODUCTS MAY BE COVERED BY U.S. AND FOREIGN AND/OR PATENTS PENDING.	
THIS DRAWING IS UNPUBLISHED				RELEASED FOR PUBLICATION - 19 -	
tyco Electronics		AMP ITALIA S.p.A Corso F.LLI Cervi, 15 COLLEGNO (TORINO)			
NAME		AMP-LATCH_MIL-TYPE RECEPTACLE_CONNECTOR ASSEMBLY_(SYMMETRIC_COVER)			
LTR:	REVISION RECORD	DR:	CHK:	DATE	
DR.:	W.R.VERBEE	CHK.:	R.VERSTUJEN	APP.:	LV.SOEST
DATE:	02-02-88	DATE:	03-02-88	DATE:	03-02-88
DWG.No.	C-215882	SIZE	A3	SHEET	1 OF 1
REV.LTR.	E5				

8 | 7 | 6 | 5 | 4 | 3 | 2 | 1