

Spezifikation für Freigabe / specification for release

Kunde / customer :

Artikelnummer / part number :

744053221

LF

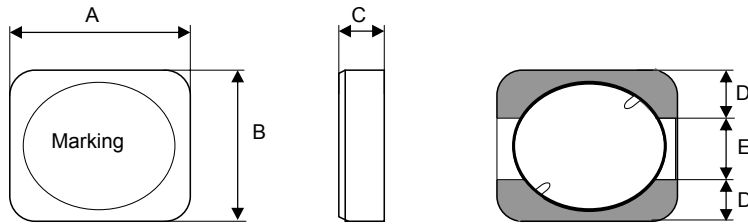


Bezeichnung : **SPEICHERDROSSEL WE-TPC**

description : **POWER-CHOKES WE-TPC**

DATUM / DATE : 2004-10-11

A Mechanische Abmessungen / dimensions:



	Typ LH	
A	5,8 ± 0,3	mm
B	5,8 ± 0,3	mm
C	2,8 ± 0,2	mm
D	1,90typ.	mm
E	2,0 typ.	mm
F		
G		
H		

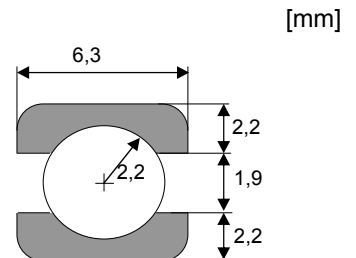
● = Start of winding

Marking = Inductance code

B Elektrische Eigenschaften / electrical properties:

Eigenschaften / properties	Testbedingungen / test conditions		Wert / value	Einheit / unit	tol.
Induktivität / inductance	100 kHz / 0,1V	L	220,00	μH	± 30%
DC-Widerstand / DC-resistance	@ 20°C	R _{DC typ}	1,170	Ω	typ.
DC-Widerstand / DC-resistance	@ 20°C	R _{DC max}	1,250	Ω	max.
Nennstrom / rated current	ΔT=30 K	I _{DC}	300	mA	max.
Sättigungsstrom / saturation current	 ΔL/L <35%	I _{sat}	290	mA	typ.
Eigenres.-Frequenz / self-res.-frequency		SRF	20,00	MHz	typ.

C Lötpad / soldering spec.:



D Prüfgeräte / test equipment:

HP 4274 A für/for L und/and Q
HP 34401 A für/for R_{DC} und I_{DC}

E Testbedingungen / test conditions:

Luftfeuchtigkeit / humidity: 33%
 Umgebungstemperatur / temperature: +20°C

F Werkstoffe & Zulassungen / material & approvals:

Basismaterial / base material: Ferrit
 Draht / wire: Class F
 Endoberfläche / finishing electrode: Sn/Ag/Cu - 96.5/3.0/0.5%

G Eigenschaften / general specifications:

Betriebstemp. / operating temperature: -40°C - + 115°C
 Umgebungstemp. / ambient temperature: -40°C - + 85°C
 It is recommended that the temperature of the part does not exceed 115°C under worst case operating conditions.

Freigabe erteilt / general release:		Kunde / customer	
.....		
Datum / date		Unterschrift / signature	
.....		
		Würth Elektronik	
.....		
Geprüft / checked		Kontrolliert / approved	
.....		
		MST	Version 2
		SST	Version 1
		Name	Änderung / modification
		Datum / date	

Würth Elektronik eiSos GmbH & Co.KG

D-74638 Waldenburg · Max-Eyth-Strasse 1 - 3 · Germany · Telefon (+49) (0) 7942 - 945 - 0 · Telefax (+49) (0) 7942 - 945 - 400
<http://www.we-online.com>

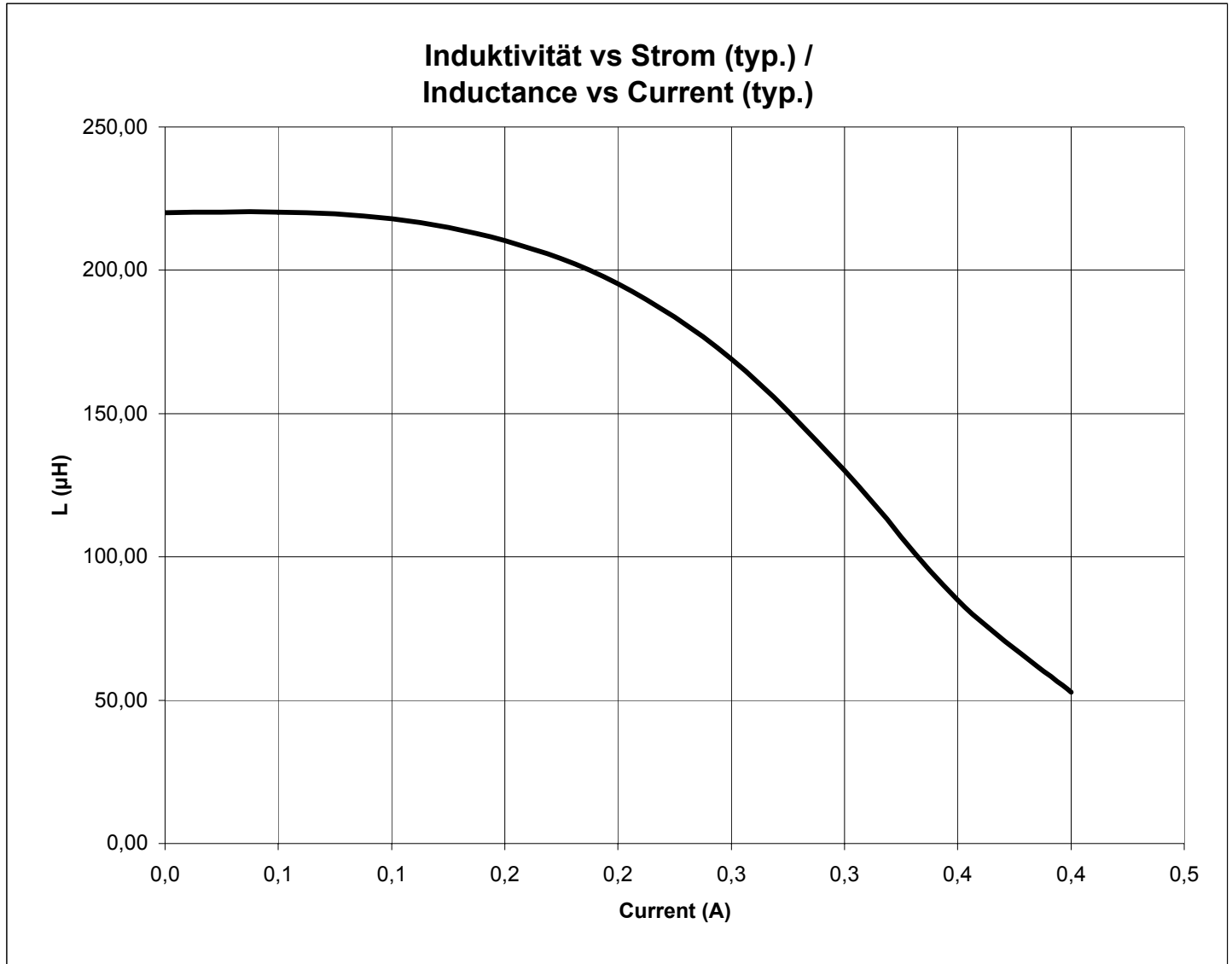
Spezifikation für Freigabe / specification for release

Kunde / customer :
 Artikelnummer / part number : **744053221**
 Bezeichnung : **SPEICHERDROSSEL WE-TPC**
 description : **POWER-CHOKE WE-TPC**

LF



H Induktivitätskurve / Inductance curve :



Freigabe erteilt / general release:	Kunde / customer			
Datum / date	Unterschrift / signature			
	Würth Elektronik			
Geprüft / checked	Kontrolliert / approved	MST	Version 2	04-10-11
		SST	Version 1	04-03-11
		Name	Änderung / modification	Datum / date

Würth Elektronik eiSos GmbH & Co.KG

D-74638 Waldenburg · Max-Eyth-Strasse 1 - 3 · Germany · Telefon (+49) (0) 7942 - 945 - 0 · Telefax (+49) (0) 7942 - 945 - 400
<http://www.we-online.com>

Spezifikation für Freigabe / specification for release

Kunde / customer :
 Artikelnummer / part number : **744053221**
 Bezeichnung : **SPEICHERDROSSEL WE-TPC**
 description : **POWER-CHOKE WE-TPC**

LF

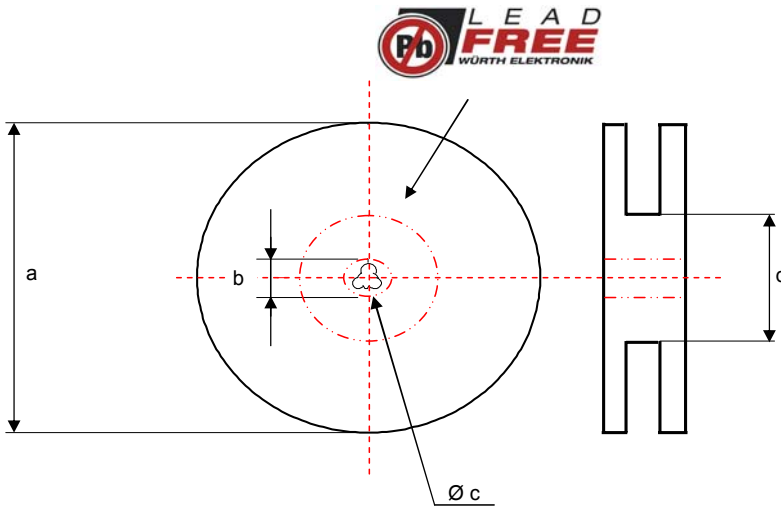
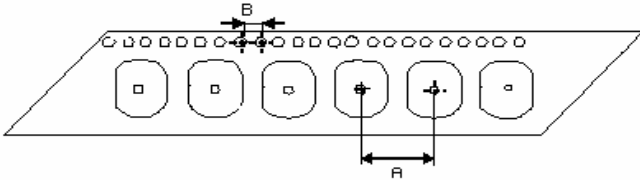


DATUM / DATE : 2004-10-11

I Rollenspezifikation / tape and reel specification:

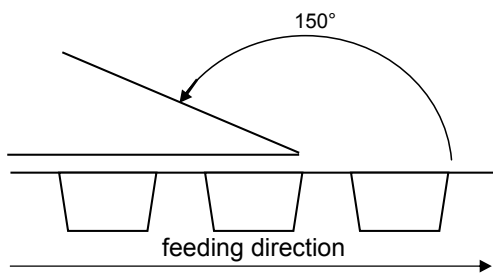
Gurtspezifikation / Tape specification:

A	12,0 ± 1,0	mm
B	4,00 ± 0,1	mm



Rollenspezifikation / Reel specification:

a	178 ± 0,5	mm
b	20,20 ± 0,1	mm
c	13,00 ^{+0,5} - 1,0	mm
d	50,0 ± 1,0	mm



The force for tearing off cover tape is 20 to 70 grams in arrow direction

Freigabe erteilt / general release:	Kunde / customer		
Datum / date	Unterschrift / signature		
	Würth Elektronik		
		MST	Version 2 04-10-11
		SST	Version 1 04-03-11
Geprüft / checked	Kontrolliert / approved	Name	Änderung / modification Datum / date

This electronic component is designed and developed with the intention for use in general electronics equipments. Before incorporating the components into any equipments in the field such as aerospace, aviation, nuclear control, submarine, transportation, (automotive control, train control, ship control), transportation signal, disaster prevention, medical, public information network etc. where higher safety and reliability are especially required or if there is possibility of direct damage or injury to human body. In addition, even electronic component in general electronic equipments, when used in electrical circuits that require high safety, reliability functions or performance, the sufficient reliability evaluation-check for the safety must be performed before use. It is essential to give consideration when to install a protective circuit at the design stage.

Würth Elektronik eiSos GmbH & Co.KG

D-74638 Waldenburg · Max-Eyth-Strasse 1 - 3 · Germany · Telefon (+49) (0) 7942 - 945 - 0 · Telefax (+49) (0) 7942 - 945 - 400
<http://www.we-online.com>