

CASE: NYLON 6/6, BLACK
 FRAME/BACKET: STEEL, TIN OVER NICKEL
 ACTUATOR BUTTON: PBT OR NYLON 6/6 (SEE TABLE), UL94HB, COLOR SEE TABLE
 MOVING CONTACT: COPPER ALLOY, SILVER PLATE
 FIXED CONTACT/TERMINALS: COPPER ALLOY, SILVER OVER NICKEL PLATE

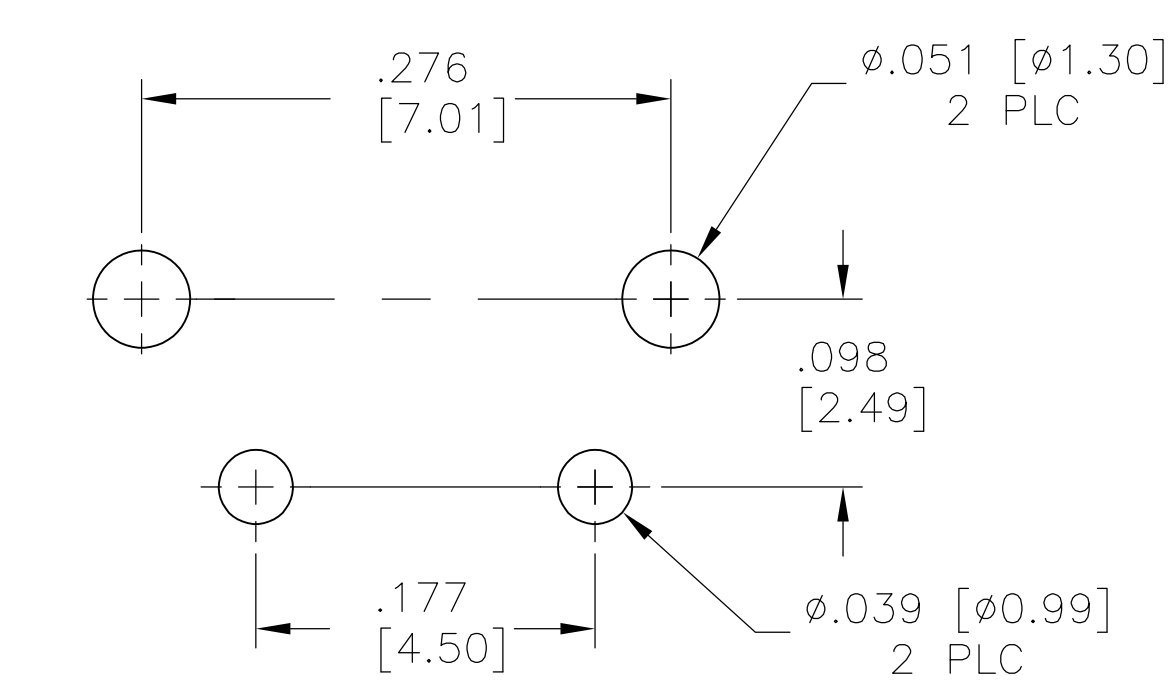
ELECTRICAL:
 MAX CONTACT RATING: 50MILLIAMPS@24V DC
 MIN CONTACT RATING: 10MICROAMPS@1V DC
 INITIAL CONTACT RESISTANCE: 100 MILLIOHMS MAX
 INSULATION RESISTANCE: 100 MEGOHMS @ 100 VDC MIN.
 DIELECTRIC STRENGTH: 500 VAC 50/60 Hz FOR 1 MINUTE
 LIFE EXPECTANCY: 100,000 CYCLES

MECHANICAL:
 ACTUATION FORCE: SEE TABLE
 ACTUATION TRAVEL: 0.25±0.10[.010±.004]

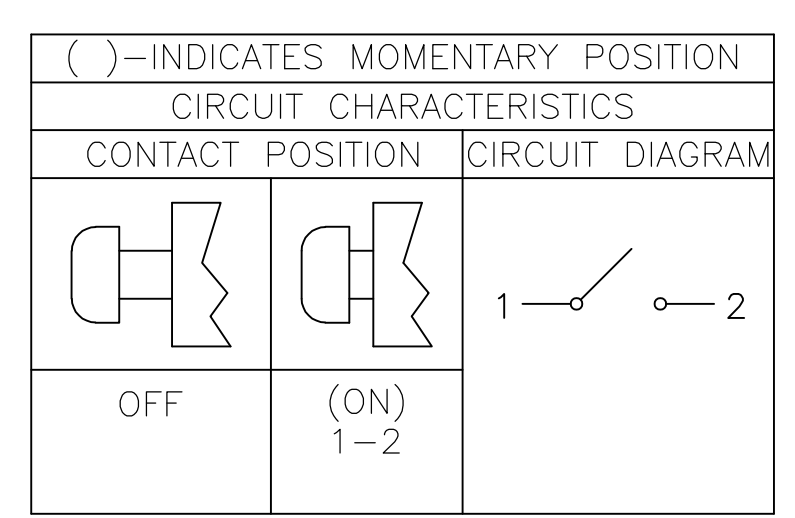
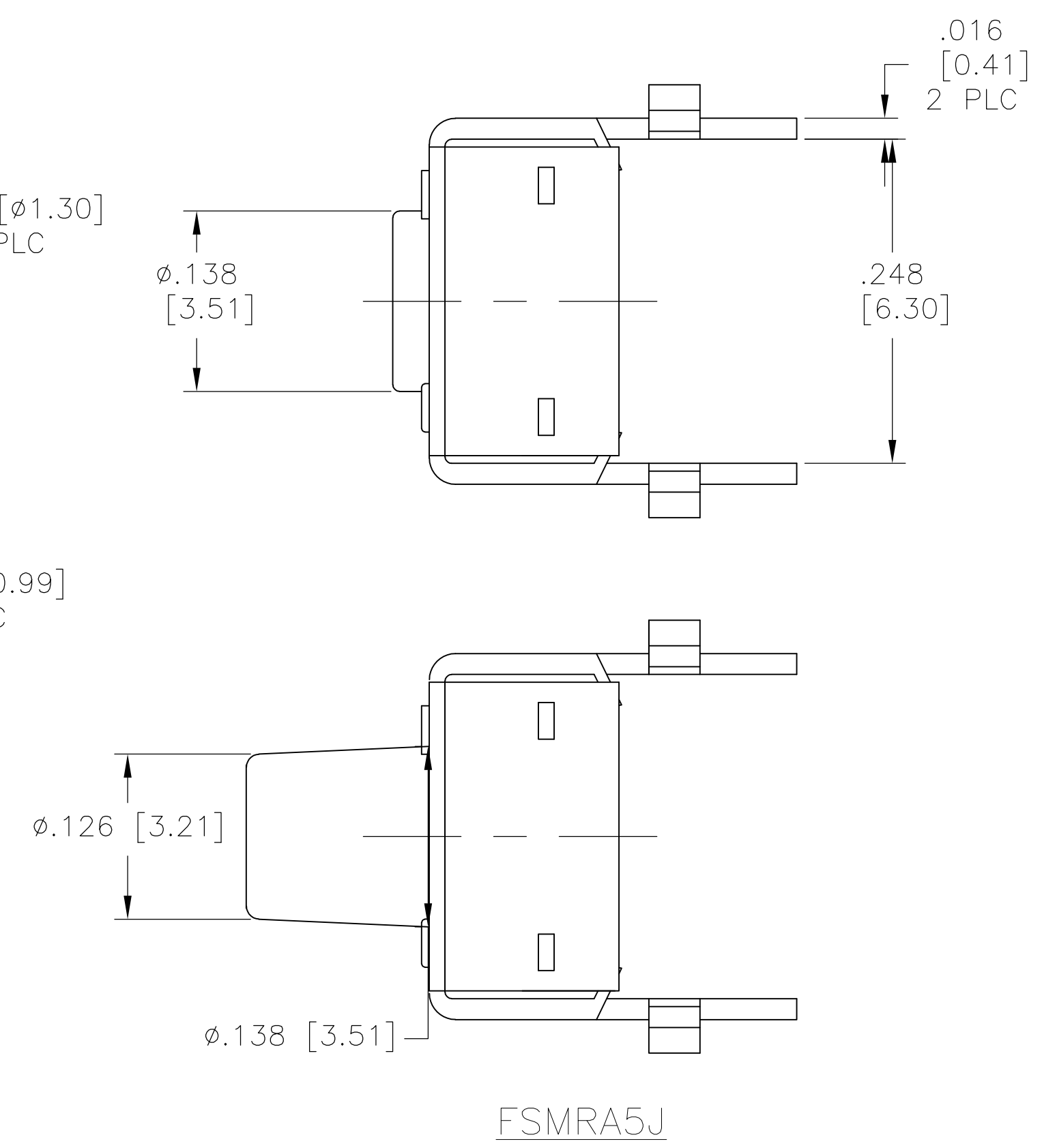
ENVIRONMENTAL:
 OPERATING TEMPERATURE: -35°C TO +85°C
 STORAGE TEMPERATURE: -35°C TO +85°C
 SOLDER HEAT RESISTANCE PER 109-201 COND B
 SOLDERABILITY PER EIA-364-52 CLASS 1, CATEGORY 2

△ ALL MATERIALS AND FINISHES SHALL COMPLY WITH EH DIRECTIVE 2002/95/EC OF 27 JAN 2003 (ROHS)

MATERIAL	COLOR	ACTUATION FORCE	DIM L	DIM A	ALCO PIN	TE PIN
NYLON 6/6	RED	260 +/-50 GF	.624 (15.85)	.522 (13.25)	FSMRA8JHA	2-1825027-4
NYLON 6/6	BLACK	160 +/-50 GF	.624 (15.85)	.522 (13.25)	FSMRA8JH	2-1825027-3
NYLON 6/6	BROWN	100 +/-30 GF	.624 (15.85)	.522 (13.25)	FSMRA8JHL	2-1825027-2
NYLON 6/6	RED	260 +/-50 GF	.467 (11.85)	.364 (9.24)	FSMRA7JHA	2-1825027-1
NYLON 6/6	BLACK	160 +/-50 GF	.467 (11.85)	.364 (9.24)	FSMRA7JH	2-1825027-0
NYLON 6/6	BROWN	100 +/-30 GF	.467 (11.85)	.364 (9.24)	FSMRA7JHL	1-1825027-9
NYLON 6/6	RED	260 +/-50 GF	.270 (6.85)	.167 (4.24)	FSMRA6JHA	1-1825027-8
NYLON 6/6	WHITE	160 +/-50 GF	.270 (6.85)	.167 (4.24)	FSMRA6JH	1-1825027-7
NYLON 6/6	BROWN	100 +/-30 GF	.270 (6.85)	.167 (4.24)	FSMRA6JHL	1-1825027-6
NYLON 6/6	RED	260 +/-50 GF	.242 (6.15)	.140 (3.55)	FSMRA5JHA	1-1825027-5
NYLON 6/6	IVORY	160 +/-50 GF	.242 (6.15)	.140 (3.55)	FSMRA5JH	1-1825027-4
NYLON 6/6	BROWN	100 +/-30 GF	.242 (6.15)	.140 (3.55)	FSMRA5JHL	1-1825027-3
PBT	RED	260 +/-50 GF	.329 (8.35)	.226 (5.74)	FSMRA4JHA	1-1825027-2
PBT	BLACK	160 +/-50 GF	.329 (8.35)	.226 (5.74)	FSMRA4JH	1-1825027-1
PBT	BROWN	100 +/-30 GF	.329 (8.35)	.226 (5.74)	FSMRA4JHL	1-1825027-0
NYLON 6/6	RED	260 +/-50 GF	.230 (5.85)	.128 (3.25)	FSMRA3JHA	1825027-9
NYLON 6/6	BLUE	160 +/-50 GF	.230 (5.85)	.128 (3.25)	FSMRA3JH	1825027-8
NYLON 6/6	BROWN	100 +/-30 GF	.230 (5.85)	.128 (3.25)	FSMRA3JHL	1825027-7
PBT	RED	260 +/-50 GF	.152 (3.86)	.049 (1.24)	FSMRA2JHA	1825027-6
PBT	BLACK	160 +/-50 GF	.152 (3.86)	.049 (1.24)	FSMRA2JH	1825027-5
PBT	BROWN	100 +/-30 GF	.152 (3.86)	.049 (1.24)	FSMRA2JHL	1825027-4
PBT	RED	260 +/-50 GF	.124 (3.15)	.022 (0.56)	FSMRA1JHA	1825027-3
PBT	BLACK	160 +/-50 GF	.124 (3.15)	.022 (0.56)	FSMRA1JH	1825027-2
PBT	BROWN	100 +/-30 GF	.124 (3.15)	.022 (0.56)	FSMRA1JHL	1825027-1



RECOMMENDED HOLE LAYOUT
 TOLERANCE ±.002 UNLESS OTHERWISE NOTED



THIS DRAWING IS A CONTROLLED DOCUMENT. DIM M BINNER 260CT04
 CHK M SARVER 260CT04
 APP M SARVER 260CT04

TOLERANCES UNLESS OTHERWISE SPECIFIED:
 0 PLC ± -
 1 PLC ± -
 2 PLC ± -
 3 PLC ± .012[0.30]
 4 PLC ± -
 ANGLES ± -

MATERIAL: FINISH: -

PRODUCT SPEC: MICRO-MINIATURE PUSHBUTTON SWITCH
 APPLICATION SPEC: -
 SIZE: A1 CAGE CODE: 00779 DRAWING NO: 1825027
 WEIGHT: -
 CUSTOMER DRAWING: - SCALE: 10:1 SHEET 1 OF 1 REV F