


Roller Chains with Straight Attachments Similar to DIN ISO 606 (formerly DIN 8187-2), M2, 2 x p, Stainless

Material: Stainless steel 1.4301 (AISI 304).

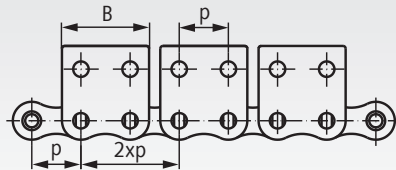
Attachment distance 2 x p
(attachment at every outer link,
either one-sided or two-sided).

Other attachment distances can be supplied at short notice.
Different attachment sizes and special chains on request.
Connecting links M2 have to be ordered separately (see below).

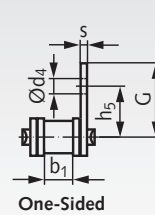
Ordering Details, e.g., Product No. 101 990 51, Wide Straight Attachments-Roller Chain
06 B-1-M2, One-Sided on the Outer Link, Distance 2 x p, stainless



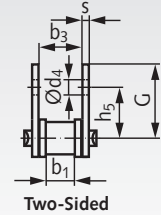
M2 = Wide Version, 2 Mounting Holes



Straight Attachments, M2, 2 Mounting Holes



One-Sided



Two-Sided

DIN ISO No.	Product No. One-Sided 2 x p	Product No. Two-Sided 2 x p	Pitch x Inner Width p x b ₁ inch	Pitch p mm	Inner Width b ₁ min. mm	h ₅ mm	G* mm	d ₄ mm	B* mm	s min* mm	b ₃ min. mm	Weight*	
												1-Sided kg/m	2-Sided kg/m
06 B-1**	101 990 51	101 990 52	3/8 x 7/32"	9,525	5,72	9,5	13,5	3,5	17,7	1,2	8,66	0,51	0,61
08 B-1	105 990 51	105 990 52	1/2 x 5/16"	12,7	7,75	13,0	17,9	4,5	23,2	1,6	11,43	0,84	0,99
10 B-1	106 990 51	106 990 52	5/8 x 3/8"	15,875	9,65	16,5	21,9	5,5	29,5	1,7	13,41	1,13	1,32

* The marked dimensions are not listed in the DIN and may vary a little.
Attachments with dimensions according to company standard are still available on request.
** This size is not listed in the DIN.

Attention please: Packing Unit 5m
If special lengths are needed, please tell us the
length and the number of links (uneven number!).
Connecting links have to be ordered separately.

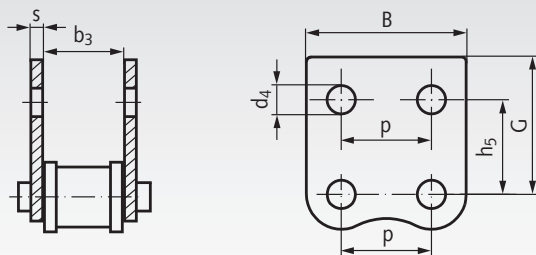
Connecting Links M2 with Spring Clip, with Wide Straight Attachments Similar to DIN ISO 606, Stainless

Material: Stainless steel 1.4301 (AISI 304).

Ordering Details, e.g., Product No. 101 993 51, Connecting Link M2, one-sided, stainless



M2 = Wide Version, 2 Mounting Holes



One-Sided



Two-Sided

DIN ISO	Product No. One-Sided	Product No. Two-Sided	p mm	h ₅ mm	G* mm	d ₄ mm	B* mm	s min.* mm	b ₃ min. mm	Weight*	
										1-Sided g	2-Sided g
06 B-1**	101 993 51	101 993 52	9,525	9,5	13,5	3,5	17,7	1,2	8,66	5,6	6,9
08 B-1	105 993 51	105 993 52	12,7	13,0	17,9	4,5	23,2	1,6	11,43	11	18
10 B-1	106 993 51	106 993 52	15,875	16,5	21,9	5,5	29,5	1,7	13,41	21	30
12 B-1	107 993 51	107 993 52	19,05	21,0	26,6	6,6	33,8	1,8	15,75	30	40
16 B-1	108 993 51	108 993 52	25,4	23,0	31,8	6,6	46,2	2,8	25,58	89	117

* The marked dimensions are not listed in the DIN and may vary a little.
** This size is not listed in the DIN.