

Silencers

FESTO




Festo core product range
Covers 80% of your automation tasks

Worldwide:
Superb:
Easy:

Always in stock
Festo quality at an attractive price
Reduces procurement and storing complexity

★ Ready for dispatch from the Festo factory in 24 hours
Held in stock in 13 service centres worldwide
More than 2200 products


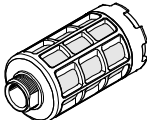





★ Ready for dispatch in 5 days maximum from stock
Assembled for you in 4 service centres worldwide
Up to 6×10^{12} variants per product series




Silencers

Product range overview




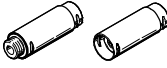
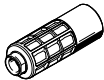

FESTO

Version	Type	Connection D1			Push-in connector	For tubing I.D.	Push-in sleeve diameter	Noise level [dB (A)]	→ Page/ Internet
		M thread	G thread	NPT thread					
Sintered metal									
	U-PK-3	-	-	-	-	3	-	< 70	4
	U-PK-4	-	-	-	-	4	-	< 74	
Polymer, male thread									
	U-1/8	-	G1/8	-	-	-	-	< 77	5
	U-1/4	-	G1/4	-	-	-	-	< 77	
	U-3/8	-	G3/8	-	-	-	-	< 82	
	U-1/2	-	G1/2	-	-	-	-	< 80	
	U-3/4	-	G3/4	-	-	-	-	< 83	
	U-1	-	G1	-	-	-	-	< 84	
Polymer, female thread									
	U-1/8-I	-	G1/8	-	-	-	-	< 77	7
Die-cast metal									
	U-1/8-B	-	G1/8	-	-	-	-	< 74	8
	U-1/4-B	-	G1/4	-	-	-	-	< 80	
	U-3/8-B	-	G3/8	-	-	-	-	< 80	
	U-1/2-B	-	G1/2	-	-	-	-	< 80	
	U-3/4-B	-	G3/4	-	-	-	-	< 81	
	U-1-B	-	G1	-	-	-	-	< 80	
	U-3/4-B-NPT	-	-	NPT3/4-14	-	-	-	< 81	10
	U-1-B-NPT	-	-	NPT1-11 1/2	-	-	-	< 80	
With push-in sleeve for push-in fitting QS, Quick Star									
	UC-QS-3H	-	-	-	-	-	3	< 60	11
	UC-QS-4H	-	-	-	-	-	4	< 60	
	UC-QS-6H	-	-	-	-	-	6	< 60	
	UC-QS-8H	-	-	-	-	-	8	< 60	
	UC-QS-10H	-	-	-	-	-	10	< 68	
Threaded connection, for solenoid valves CPE, Compact Performance									
	UC-M5	M5	-	-	-	-	-	< 60	12
	UC-M7	M7	-	-	-	-	-	< 58	
	UC-1/8	-	G1/8	-	-	-	-	< 59	
	UC-1/4	-	G1/4	-	-	-	-	< 60	
	UC-3/8	-	G3/8	-	-	-	-	< 60	
Push-in connector, for solenoid valves VUVB-ST12/valve terminals type 23 VTUB-12									
	AMTC-P-PC10	-	-	-	Cartridge 10 mm	-	-	< 58	13

 Note
Clean silencers with kerosene or benzene (not with trichloroethylene).

Silencers

Product range overview

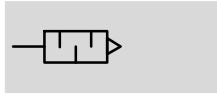
Version	Type	Connection D1			Push-in connector	For tubing I.D.	Push-in sleeve diameter	Noise level [dB (A)]	→ Page/ Internet	
		M thread	G thread	NPT thread						
Metal										
	AMTE-M-H-M5	M5	–	–	–	–	–	< 71	14	
	AMTE-M-H-G18	–	G1/8	–	–	–	–	< 92		
	AMTE-M-H-G14	–	G1/4	–	–	–	–	< 95		
	AMTE-M-H-G38	–	G3/8	–	–	–	–	< 92		
	AMTE-M-H-G12	–	G1/2	–	–	–	–	< 92		
	AMTE-M-LH-M3	M3	–	–	–	–	–	< 55	16	
	AMTE-M-LH-M5	M5	–	–	–	–	–	< 72		
	AMTE-M-LH-G18	–	G1/8	–	–	–	–	< 76		
	AMTE-M-LH-G14	–	G1/4	–	–	–	–	< 83		
	AMTE-M-LH-G38	–	G3/8	–	–	–	–	< 82		
	AMTE-M-LH-G12	–	G1/2	–	–	–	–	< 88		
	AMTE-M-LH-G34	–	G3/4	–	–	–	–	< 85		
	AMTE-M-LH-G1	–	G1	–	–	–	–	< 88		
	AMTE-M-LH-U10	–	–	UNF10-32	–	–	–	< 71		18
	AMTE-M-LH-N18	–	–	NPT1/8-27	–	–	–	< 77		
AMTE-M-LH-N14	–	–	NPT1/4-18	–	–	–	< 82			
AMTE-M-LH-N38	–	–	NPT3/8-18	–	–	–	< 83			
AMTE-M-LH-N12	–	–	NPT1/2-14	–	–	–	< 85			
For vacuum generators VN-T2/T3										
	UO-M7	M7	–	–	–	–	–	–	20	
	UO-1/8	–	G1/8	–	–	–	–	–		
	UO-1/4	–	G1/4	–	–	–	–	–		
For vacuum generators VN-T4/T6										
	UOM-1/4	–	G1/4	–	–	–	–	–	21	
	UOM-3/8	–	G3/8	–	–	–	–	–		
	UOMS-1/4	–	–	–	–	–	–	–		
	UOMS-3/8	–	–	–	–	–	–	–		
For soft-start and exhaust valve MS6-SV										
	UOS-1	–	G1	–	–	–	–	< 75	ms6-sv	
Filter silencer										
	LFU-1/4	–	G1/4	–	–	–	–	< 40	lfu	
	LFU-3/8	–	G3/8	–	–	–	–	–		
	LFU-1/2	–	G1/2	–	–	–	–	–		
	LFU-1	–	G1	–	–	–	–	–		

Silencers U

Technical data – Sintered metal design

FESTO

Function



- For noise reduction and avoiding contamination at the exhaust ports of pneumatic components
- Compact design



General technical data			
Pneumatic connection		PK-3	PK-4
Mounting position		Any	
Noise level ¹⁾	[dB (A)]	< 70	< 74
Flow rate with respect to atmosphere ²⁾	[l/min]	80	150
Product weight	[g]	5	5

1) Measured at 6 bar with respect to atmosphere at a distance of 1 m

2) Measured at p1 = 6 bar

Operating and environmental conditions	
Operating pressure	[bar] 0 ... 10
Operating medium	Compressed air in accordance with ISO 8573-1:2010 [7:--]
Note on operating/pilot medium	Operation with lubricated medium possible (in which case lubricated operation will always be required)
Ambient temperature	[°C] -10 ... +70

Materials	
Threaded plug	Brass
Silencer insert	Bronze
Note on materials	RoHS-compliant

Dimensions Download CAD data → www.festo.com

U-PK-3	U-PK-4
<p>1) Barbed fitting for tubing I.D. 3 mm</p>	<p>2) Barbed fitting for tubing I.D. 4 mm</p>

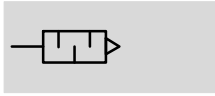
Ordering data			
Pneumatic connection	Part No.	Type	PU ¹⁾
PK-3	4646	U-PK-3	10
PK-4	4932	U-PK-4	10

1) Packaging unit

Silencers U

Technical data – Polymer design, male thread

Function



- For noise reduction at the exhaust ports of pneumatic components



General technical data							
Pneumatic connection	G1/8	G1/4	G3/8	G1/2	G3/4	G1	
Mounting position	Any						
Noise level ¹⁾	[dB (A)]	< 77	< 77	< 82	< 80	< 83	< 84
Flow rate with respect to atmosphere ²⁾	[l/min]	2,050	3,400	5,900	10,600	15,000	19,900
Product weight	[g]	2	8	30	58	83	140

1) Measured at 6 bar with respect to atmosphere at a distance of 1 m

2) Measured at p1 = 6 bar

Operating and environmental conditions	
Operating pressure	[bar] 0 ... 10
Operating medium	Compressed air in accordance with ISO 8573-1:2010 [7:--:-]
Note on operating/pilot medium	Operation with lubricated medium possible (in which case lubricated operation will always be required)
Ambient temperature	[°C] -10 ... +70

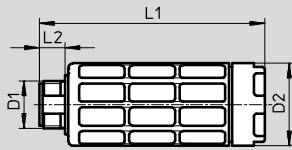
Materials	
Housing	Polyacetal
Silencer insert	Polyethylene
Note on materials	Free of copper and PTFE RoHS-compliant

Silencers U

Technical data – Polymer design, male thread

Dimensions

Download CAD data → www.festo.com



Ordering data

Pneumatic connection D1	D2 Ø	L1	L2	Part No.	Type	PU ¹⁾
G ¹ / ₈	15.2	35.9	5.5	★ 2307	U- ¹ / ₈	1
				534222	U- ¹ / ₈ -50	50
G ¹ / ₄	19	57	6.5	★ 2316	U- ¹ / ₄	1
				534223	U- ¹ / ₄ -20	20
G ³ / ₈	33.5	78.8	7.5	★ 2309	U- ³ / ₈	1
				534224	U- ³ / ₈ -20	20
G ¹ / ₂	43	88.1	9	★ 2310	U- ¹ / ₂	1
				534225	U- ¹ / ₂ -20	20
G ³ / ₄	45	120.7	10.5	2311	U- ³ / ₄	1
G1	55	126.5	11.5	2312	U-1	1

1) Packaging unit

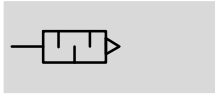
Festo core product range

- ★ Ready for dispatch from the Festo factory in 24 hours
- ☆ Ready for dispatch in 5 days maximum from stock

Silencers U

Technical data – Polymer design, female thread

Function



- For noise reduction at the exhaust ports of pneumatic components



General technical data		
Pneumatic connection		G $\frac{1}{8}$
Mounting position		Any
Noise level ¹⁾	[dB (A)]	< 77
Flow rate with respect to atmosphere ²⁾	[l/min]	2,050
Product weight	[g]	4

1) Measured at 6 bar with respect to atmosphere at a distance of 1 m

2) Measured at p₁ = 6 bar

Operating and environmental conditions		
Operating pressure	[bar]	0 ... 10
Operating medium		Compressed air in accordance with ISO 8573-1:2010 [7:-:-]
Note on operating/pilot medium		Operation with lubricated medium possible (in which case lubricated operation will always be required)
Ambient temperature	[°C]	-10 ... +70

Materials	
Housing	Polyacetal
Silencer insert	Polyethylene
Note on materials	Free of copper and PTFE RoHS-compliant

Dimensions Download CAD data → www.festo.com

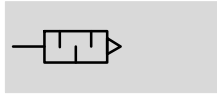
Ordering data		
Pneumatic connection	Part No.	Type
G $\frac{1}{8}$	3670	U- $\frac{1}{8}$ -I

Silencers U

Technical data – Die-cast design

FESTO

Function



- For noise reduction at the exhaust ports of pneumatic components



General technical data							
Pneumatic connection		G $\frac{1}{8}$	G $\frac{1}{4}$	G $\frac{3}{8}$	G $\frac{1}{2}$	G $\frac{3}{4}$	G1
Mounting position		Any					
Noise level ¹⁾	[dB (A)]	< 74	< 80	< 80	< 80	< 81	< 80
Flow rate with respect to atmosphere ²⁾	[l/min]	1,340	2,440	5,800	7,500	10,000	17,500
Product weight	[g]	8	17	37	75	120	233

1) Measured at 6 bar with respect to atmosphere at a distance of 1 m

2) Measured at p₁ = 6 bar

Operating and environmental conditions	
Operating pressure [bar]	0 ... 10
complete temperature range	
Operating medium	Compressed air in accordance with ISO 8573-1:2010 [7:--]
Note on operating/pilot medium	Operation with lubricated medium possible
Ambient temperature [°C]	-10 ... +70
Corrosion resistance class CRC ¹⁾	1

1) Corrosion resistance class CRC 1 to Festo standard FN 940070

Low corrosion stress. For dry indoor applications or transport and storage protection. Also applies to parts behind covers, in the non-visible interior area, and parts which are covered in the application (e.g. drive trunnions).

Materials	
Housing	Aluminium
Threaded plug	Aluminium
Silencer insert	PE
Note on materials	Free of copper and PTFE
	RoHS-compliant

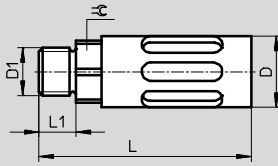
Silencers U

Technical data – Die-cast design

FESTO

Dimensions

Download CAD data → www.festo.com



Ordering data

Pneumatic connection D1	D Ø	L	L1	☉	Part No.	Type
G1/8	16	39.2	5.5	14	★ 6841	U-1/8-B
G1/4	19.5	55.6	6.5	17	★ 6842	U-1/4-B
G3/8	25	86.6	7.5	19	★ 6843	U-3/8-B
G1/2	28	116.5	9	24	★ 6844	U-1/2-B
G3/4	38	138	10.5	32	6845	U-3/4-B
G1	47.8	177	11.5	36	151990	U-1-B

Festo core product range

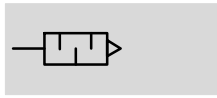
- ★ Ready for dispatch from the Festo factory in 24 hours
- ☆ Ready for dispatch in 5 days maximum from stock

Silencers U, NPT

Technical data – Die-cast design

FESTO

Function



- For noise reduction at the exhaust ports of pneumatic components



General technical data		
Pneumatic connection	NPT $\frac{3}{4}$ -14	NPT1-11 $\frac{1}{2}$
Mounting position	Any	
Noise level ¹⁾	[dB (A)]	< 81
Flow rate with respect to atmosphere ²⁾	[l/min]	11,834
Product weight	[g]	128
		233

1) Measured at 6 bar with respect to atmosphere at a distance of 1 m

2) Measured at p₁ = 6 bar

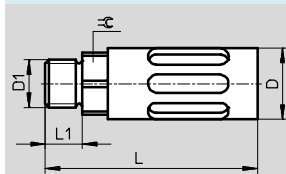
Operating and environmental conditions	
Operating pressure	[bar] 0 ... 10
complete temperature range	
Operating medium	Compressed air in accordance with ISO 8573-1:2010 [7:--]
Note on operating/pilot medium	Operation with lubricated medium possible
Ambient temperature	[°C] -10 ... +70
Corrosion resistance class CRC ¹⁾	1

1) Corrosion resistance class CRC 1 to Festo standard FN 940070

Low corrosion stress. For dry indoor applications or transport and storage protection. Also applies to parts behind covers, in the non-visible interior area, and parts which are covered in the application (e.g. drive trunnions).

Materials	
Housing	Aluminium
Threaded plug	Aluminium
Silencer insert	PE
Note on materials	Free of copper and PTFE
	RoHS-compliant

Dimensions Download CAD data → www.festo.com

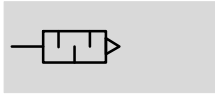


Ordering data						
Pneumatic connection	D	L	L1	⌀	Part No.	Type
D1	∅					
NPT $\frac{3}{4}$ -14	38	151	18	30	566823	U-$\frac{3}{4}$-B-NPT
NPT1-11 $\frac{1}{2}$	47.8	193.3	22.5	41	571280	U-1-B-NPT

Silencers UC

Technical data – Design with push-in sleeve

Function



- For noise reduction at the exhaust ports of pneumatic components
- For QS push-in connectors 3 ... 10 mm



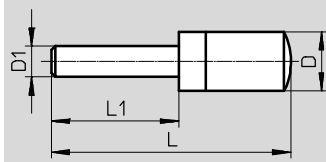
General technical data					
Push-in sleeve diameter	3	4	6	8	10
Mounting position	Any				
Noise level ¹⁾ [dB (A)]	< 60	< 60	< 60	< 60	< 68
Flow rate with respect to atmosphere ²⁾ [l/min]	170	350	800	1,500	3,100
Product weight [g]	0.4	0.5	1.1	2.3	5.5

1) Measured at 6 bar with respect to atmosphere at a distance of 1 m
 2) Measured at p1 = 6 bar

Operating and environmental conditions	
Operating pressure [bar]	0 ... 10
Operating medium	Compressed air in accordance with ISO 8573-1:2010 [7:--:-]
Note on operating/pilot medium	Operation with lubricated medium possible
Ambient temperature [°C]	-10 ... +70

Materials	
Threaded plug	PE
Silencer insert	PE
Note on materials	RoHS-compliant

Dimensions Download CAD data → www.festo.com



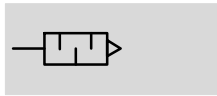
Ordering data					
Push-in sleeve diameter D1	D	L	L1	Part No.	Type
3	7.8 +0.1/-0.3	29.1 ±0.6	14.4 ±0.2	165005	UC-QS-3H
4	7.8 +0.1/-0.3	31.0 ±0.6	16.3 ±0.2	165006	UC-QS-4H
6	9.8 -0.4	41.3 +1.4	17.2	165007	UC-QS-6H
8	13.8 +0.2/-0.3	54.4 +0.5/-1.0	23.4	175611	UC-QS-8H
10	17.8 -0.3	68.7 +0.2/-0.8	26.7	526475	UC-QS-10H

Silencers UC

Technical data – Design with threaded connection



Function



- For noise reduction at the exhaust ports of pneumatic components
- For solenoid valves CPE, Compact Performance



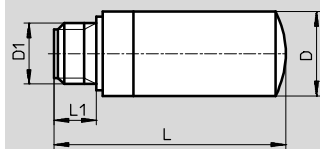
General technical data						
Pneumatic connection	M5	M7	G1/8	G1/4	G3/8	
Mounting position	Any					
Noise level ¹⁾	[dB (A)]	< 60	< 58	< 59	< 60	< 60
Flow rate with respect to atmosphere ²⁾	[l/min]	350	800	1,700	3,200	5,000
Product weight	[g]	0.4	1.2	2.6	5.2	10.5

- 1) Measured at 6 bar with respect to atmosphere at a distance of 1 m
 2) Measured at p1 = 6 bar

Operating and environmental conditions	
Operating pressure	[bar] 0 ... 10
Operating medium	Compressed air in accordance with ISO 8573-1:2010 [7:--:-]
Note on operating/pilot medium	Operation with lubricated medium possible
Ambient temperature	[°C] -10 ... +70

Materials	
Threaded plug	PE
Silencer insert	PE
Note on materials	RoHS-compliant

Dimensions Download CAD data → www.festo.com



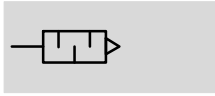
Ordering data						
Pneumatic connection	D	L	L1	Part No.	Type	PU ¹⁾
D1	∅					
M5	7.8 +0.1/-0.3	19.4 +0.6/-0.8	4.5 ±0.2	165003	UC-M5	1
				534217	UC-M5-50	50
M7	9.8 -0.4	30.7 +0.6/-0.8	5.5 -0.5	161418	UC-M7	1
				534218	UC-M7-50	50
G1/8	13.8 +0.2/-0.3	38.0 +0.8/-1.0	6.5 ±0.1	161419	UC-1/8	1
				534219	UC-1/8-50	50
G1/4	17.8 -0.3	50.8 +0.8/-1.0	8.5 ±0.15	165004	UC-1/4	1
				534220	UC-1/4-20	20
G3/8	22.1 -0.4	69.5 +0.6/-0.8	9.5 ±0.1	1707427	UC-3/8	1
				576759	UC-3/8-20	20

1) Packaging unit

Silencers AMTC

Technical data

Function



- For solenoid valves VUVB-ST12/ valve terminals type 23 VTUB-12
- Attached via PIN (spring clip), included in the scope of delivery of the valve



General technical data		
Pneumatic connection		Cartridge 10 mm
Mounting position		Any
Noise level ¹⁾	[dB (A)]	≤ 58
Flow rate with respect to atmosphere ²⁾	[l/min]	800
Product weight	[g]	2.0

1) Measured at 6 bar with respect to atmosphere at a distance of 1 m

2) Measured at p1 = 6 bar

Operating and environmental conditions		
Operating pressure	[bar]	0 ... 10
Operating medium		Compressed air in accordance with ISO 8573-1:2010 [7:--:-]
Note on operating/pilot medium		Operation with lubricated medium possible
Ambient temperature	[°C]	-5 ... +60

Materials	
Threaded plug	PE
Silencer insert	PE
Note on materials	RoHS-compliant

Dimensions	Download CAD data → www.festo.com

Ordering data							
Pneumatic connection	D	D1	L	L1	Part No.	Type	PU ¹⁾
Cartridge 10 mm	9.8	8.9	31.4	6.8	1224460	AMTC-P-PC10	1

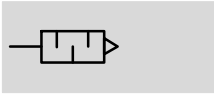
1) Packaging unit

Silencers AMTE

Technical data – Short design

FESTO

Function



- Suitable for reducing noise at the exhaust ports of pneumatic systems



General technical data						
Pneumatic connection	M5	G1/8	G1/4	G3/8	G1/2	
Mounting position	Any					
Noise level ¹⁾	[db (A)]	< 71	< 92	< 95	< 92	< 92
Flow rate with respect to atmosphere ²⁾	[l/min]	91	615	1,000	1,545	2,745
Product weight	[g]	1.1	5	9.5	17	30

1) Measured at 6 bar with respect to atmosphere at a distance of 1 m

2) Measured at p1 = 6 bar

Operating and environmental conditions	
Operating pressure	[bar] 0 ... 10
Operating medium	Compressed air to ISO 8573-1:2010 [7:-:-]
Note on operating/pilot medium	Lubricated operation possible
Ambient temperature	[°C] -40 ... +80
Corrosion resistance class CRC ¹⁾	1

1) CRC1: Corrosion resistance class to Festo standard 940 070

Components with light corrosion exposure. Protection for transport and storage. Components without significant decorative function or surface, e.g. installed out of sight internally or behind covers.

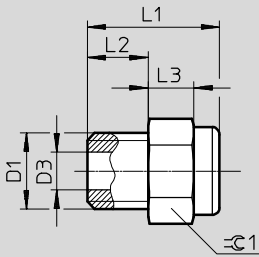
Materials	
Threaded plug	Brass
Silencer insert	Bronze
Note on materials	RoHS-compliant

Silencers AMTE

Technical data – Short design

Dimensions

Download CAD data → www.festo.com



Ordering data

Pneumatic connection	D3	L1	L2	L3	≡C 1	Part No.	Type	PU ¹⁾
D1	∅	±0.5	±0.1		-0.2			
M5	2.5	8.7	4	3	6	1206621	AMTE-M-H-M5	20
G ¹ / ₈	6.5	11.8	5.5	3.5	12	1206622	AMTE-M-H-G18	20
G ¹ / ₄	9	13.8	6.5	4	15	1206623	AMTE-M-H-G14	20
G ³ / ₈	12	16.5	7.5	6	19	1206624	AMTE-M-H-G38	10
G ¹ / ₂	15	19	10	6	24	1206625	AMTE-M-H-G12	10

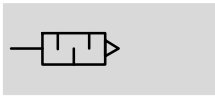
1) Packaging unit

Silencers AMTE

Technical data – Long design

FESTO

Function



- Suitable for reducing noise at the exhaust ports of pneumatic systems



General technical data									
Pneumatic connection	M3	M5	G1/8	G1/4	G3/8	G1/2	G3/4	G1	
Mounting position	Any								
Noise level ¹⁾	[db (A)]	< 55	< 72	< 76	< 83	< 82	< 88	< 85	< 88
Flow rate with respect to atmosphere ²⁾	[l/min]	95	255	1,735	3,140	5,430	10,500	12,400	17,235
Product weight	[g]	0.4	1.5	7.5	13	26	43	80	115

1) Measured at 6 bar with respect to atmosphere at a distance of 1 m

2) Measured at p1 = 6 bar

Operating and environmental conditions	
Operating pressure	[bar] 0 ... 10
Operating medium	Compressed air to ISO 8573-1:2010 [7:-:-]
Note on operating/pilot medium	Lubricated operation possible
Ambient temperature	[°C] -40 ... +80
Corrosion resistance class CRC ¹⁾	1

1) CRC1: Corrosion resistance class to Festo standard 940 070

Components with light corrosion exposure. Protection for transport and storage. Components without significant decorative function or surface, e.g. installed out of sight internally or behind covers.

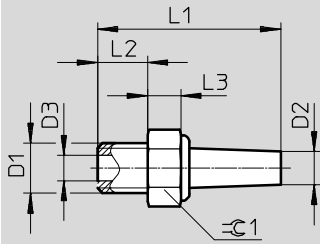
Materials	
Threaded plug	Brass
Silencer insert	Bronze
Note on materials	RoHS-compliant

Silencers AMTE

Technical data – Long design

Dimensions

Download CAD data → www.festo.com



Ordering data

Pneumatic connection D1	D2 ∅ ±0.5	D3 ∅	L1 ±1	L2 ±0.1	L3	≡ 1 -0.2	Part No.	Type	PU ¹⁾
M3	2	1.5	14	3	2	4	1231120	AMTE-M-LH-M3	20
M5	3	2.5	19.8	4	3	6	★ 1205858	AMTE-M-LH-M5	20
G ¹ / ₈	8	6.5	23.7	5.5	3.5	12	★ 1205860	AMTE-M-LH-G18	20
G ¹ / ₄	10	9	29	6.5	4	15	★ 1205861	AMTE-M-LH-G14	20
G ³ / ₈	12	12	41	7.5	6	19	★ 1205862	AMTE-M-LH-G38	10
G ¹ / ₂	16	15	46.5	10	6	24	★ 1205863	AMTE-M-LH-G12	10
G ³ / ₄	20.5	20	50	10	6	30	1205864	AMTE-M-LH-G34	10
G1	20.5	26	59	10	6	36	1205865	AMTE-M-LH-G1	10

1) Packaging unit

Festo core product range

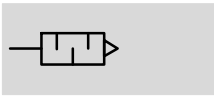
- ★ Ready for dispatch from the Festo factory in 24 hours
- ☆ Ready for dispatch in 5 days maximum from stock

Silencers AMTE, NPT

Technical data – Long design

FESTO

Function



- Suitable for reducing noise at the exhaust ports of pneumatic systems



General technical data						
Pneumatic connection		UNF10-32	NPT1/8-27	NPT1/4-18	NPT3/8-18	NPT1/2-14
Assembly position		Any				
Noise level ¹⁾	[db (A)]	< 71	< 77	< 82	< 83	< 85
Flow rate with respect to atmosphere ²⁾	[l/min]	260	1,615	3,080	5,365	9,240
Product weight	[g]	1.7	9	17	29	46

1) Measured at 6 bar with respect to atmosphere at a distance of 1 m

2) Measured at p1 = 6 bar

Operating and environmental conditions	
Operating pressure	[bar] 0 ... 10
Operating medium	Compressed air to ISO 8573-1:2010 [7:-:-]
Note on operating/pilot medium	Lubricated operation possible
Ambient temperature	[°C] -40 ... +80
Corrosion resistance class CRC ¹⁾	1

1) CRC1: Corrosion resistance class to Festo standard 940 070

Components with light corrosion exposure. Protection for transport and storage. Components without significant decorative function or surface, e.g. installed out of sight internally or behind covers.

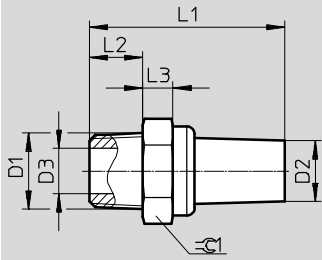
Materials	
Threaded plug	Brass
Silencer insert	Bronze
Note on materials	RoHS-compliant

Silencers AMTE, NPT

Technical data – Long design

Dimensions

Download CAD data → www.festo.com



Ordering data

Pneumatic connection	D2	D3	L1	L2	L3	⌀ 1	Part No.	Type	PU ¹⁾
D1	∅ ±0.5	∅	±1	±0.1		-0.2			
UNF10-32	3	2.5	20.3	4	3.5	6	1206994	AMTE-M-LH-U10	20
NPT1/8-27	8	6	25.7	7	4	12	1206989	AMTE-M-LH-N18	20
NPT1/4-18	10	9	34.5	11	5	15	1206990	AMTE-M-LH-N14	20
NPT3/8-18	12	11.5	43.2	11	5.5	19	1206991	AMTE-M-LH-N38	10
NPT1/2-14	16	15	49	13	5.5	24	1206992	AMTE-M-LH-N12	10

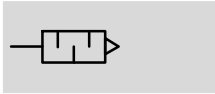
1) Packaging unit

Silencers UO

Technical data

FESTO

Function



- Use only for vacuum generators VN-T2/T3
- Special minimal resistance silencer
- Facilitates trouble-free operation of the vacuum generator



General technical data			
Pneumatic connection	M7	G1/8	G1/4
Mounting position	Any		
Product weight [g]	2.5	5	8

Operating and environmental conditions	
Operating pressure of vacuum generator [bar]	0 ... 8
Operating medium	Compressed air in accordance with ISO 8573-1:2010 [7:4:4]
Ambient temperature [°C]	-10 ... +60
Corrosion resistance class CRC ¹⁾	2

1) CRC2: Corrosion resistance class to Festo standard 940 070
Components with medium corrosion exposure. Externally visible components with significant decorative function in direct contact with normal industrial atmosphere or media such as coolants and lubricants.

Materials	
Threaded plug	Polyethylene
Silencer insert	Polyethylene
Note on materials	Free of copper and PTFE

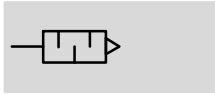
Dimensions Download CAD data → www.festo.com

Ordering data						
Pneumatic connection	D	D2	L	L1	Part No.	Type
D1	∅					
M7	9.8	3	36.7	5.5	197582	UO-M7
G1/8	13.8	3.5	48	6.5	197583	UO-1/8
G1/4	17.8	5.3	62.3	8.5	197584	UO-1/4

Silencers UOM/silencer extensions UOMS

Technical data

Function



- Use only for vacuum generators VN-T4/T6
- Special minimal resistance silencer
- Facilitates trouble-free operation of the vacuum generator
- Silencer extension for extending the silencer for further noise reduction



General technical data				
Type	UOM-1/4	UOM-3/8	UOMS-1/4	UOMS-3/8
Pneumatic connection	G1/4	G3/8	-	
Design	Silencer, open			
Type of mounting	Screw-in		Engaging	
Mounting position	Any			
Type of seal on threaded plug	No seal			
Product weight [g]	11.1	22.7	8.6	17.5

Operating and environmental conditions	
Operating pressure of vacuum generator [bar]	0 ... 8
Ambient temperature [°C]	0 ... +60
Corrosion resistance class CRC ¹⁾	2

1) CRC2: Corrosion resistance class to Festo standard 940 070
Components with medium corrosion exposure. Externally visible components with significant decorative function in direct contact with normal industrial atmosphere or media such as coolants and lubricants.

Materials	
Housing	POM
Inner pipe	Wrought aluminium alloy
Threaded plug	POM
Silencer insert	PU foam
Note on materials	Free of copper and PTFE

Dimensions Download CAD data → www.festo.com

UOM

UOMS

Ordering data							
Pneumatic connection	D	D2	L	L1	L2	Part No.	Type
D1	∅	∅					
Silencer							
G1/4	17.8	-	73	8	10	538432	UOM-1/4
G3/8	23.8	-	74	8.6	10.5	538433	UOM-3/8
Silencer extension							
-	17.8	16	64.5	-	10	538436	UOMS-1/4
-	23.8	22	65.2	-	10.5	538437	UOMS-3/8