



SEMI-CONDUCTOR CONTAC.3-PH.3RF2 AC51 30A  
 40 DEG. C 48-600V / 230V AC 3-PHASE  
 CONTROLLED SCREW TERMINAL BLOCKING  
 VOLTAGE 1200V

General technical data:

product brand name		SIRIUS
Product designation		solid-state contactor
Product function		zero-point switching
Number of poles for main current circuit		3
Protection class IP		IP20
Ambient temperature		
• during operation	°C	-25 ... +60
• during storage	°C	-55 ... +80
Installation altitude at height above sea level maximum	m	1 000
Vibration resistance acc. to IEC 60068-2-6		2g
Shock resistance acc. to IEC 60068-2-27		15g / 11 ms
Equipment marking acc. to DIN 40719 extended according to IEC 204-2 acc. to IEC 750		K
Equipment marking acc. to DIN EN 61346-2		Q
Number of NC contacts for auxiliary contacts		0
Number of NO contacts for auxiliary contacts		0
Number of CO contacts for auxiliary contacts		0

Main circuit:

Number of NO contacts for main contacts		3
Number of NC contacts for main contacts		0
Operating current		
• at AC-1 at 400 V Rated value	A	30
• at AC-51 Rated value	A	30

<b>Reverse current of the thyristor</b>	mA	10
<b>Derating temperature</b>	°C	40
<b>Operating current minimum</b>	mA	500
<b>Surge current resistance Rated value</b>	A	1 200
<b>I<sup>2</sup>t value maximum</b>	A <sup>2</sup> ·s	7 200
Operating voltage with AC		
• at 50 Hz Rated value	V	48 ... 600
• at 60 Hz Rated value	V	48 ... 600
Operating range relative to the operating voltage with AC		
• at 50 Hz	V	40 ... 660
• at 60 Hz	V	40 ... 660
Operating frequency Rated value	Hz	50 ... 60
<b>Relative symmetrical tolerance of the operating frequency</b>	%	10
<b>Insulation voltage Rated value</b>	V	600
<b>Rate of voltage rise at the thyristor for main contacts maximum permissible</b>	V/μs	1 000
<b>Blocking voltage at the thyristor for main contacts maximum permissible</b>	V	1 200
Short-circuit protection, design of the fuse link		

#### Control circuit/ Control:

<b>Type of voltage of the control supply voltage</b>		AC
<b>Control supply voltage 1</b>		
• with AC		
— at 50 Hz	V	180 ... 230
— at 60 Hz	V	180 ... 230
<b>Control supply voltage frequency</b>		
• 1 Rated value	Hz	45
• 2 Rated value	Hz	66
<b>Control supply voltage</b>		
• with AC		
— at 50 Hz Full-scale value for signal<0> recognition	V	180
— at 60 Hz Full-scale value for signal<0> recognition	V	180
<b>Symmetrical line frequency tolerance</b>	Hz	5
<b>Relative symmetrical tolerance of the supply voltage frequency</b>	%	10
<b>Control current</b>		
• at minimum control supply voltage		
— with AC	mA	2
• with AC Rated value	mA	15

**Installation/ mounting/ dimensions:**






<b>Mounting type</b>		screw fixing
<b>Mounting type Side-by-side mounting</b>		Yes
<b>Design of the thread of the screw for securing the equipment</b>		M4
<b>Tightening torque of the screw for securing the equipment</b>	N·m	1.5
<b>Width</b>	mm	113.5
<b>Height</b>	mm	100
<b>Depth</b>	mm	121

**Connections/ Terminals:**

<b>Type of electrical connection for main current circuit</b>		screw-type terminals
<b>Design of the thread of the connection screw for main contacts</b>		M4
Tightening torque for main contacts with screw-type terminals	N·m	2 ... 2.5
Tightening torque [lbf·in] for main contacts with screw-type terminals	lbf·in	18 ... 22
<b>Type of connectable conductor cross-section</b>		
<ul style="list-style-type: none"> <li>• for main contacts <ul style="list-style-type: none"> <li>— solid</li> <li>— finely stranded</li> <li>— with core end processing</li> </ul> </li> <li>• for AWG conductors <ul style="list-style-type: none"> <li>— for main contacts</li> <li>— for auxiliary and control contacts</li> </ul> </li> <li>• for auxiliary and control contacts <ul style="list-style-type: none"> <li>— solid</li> <li>— finely stranded</li> <li>— with core end processing</li> <li>— without core end processing</li> </ul> </li> </ul>		<p>2x (1.5 ... 2.5 mm<sup>2</sup>), 2x (2.5 ... 6 mm<sup>2</sup>)</p> <p>2x (1 ... 2.5 mm<sup>2</sup>), 2x (2.5 ... 6 mm<sup>2</sup>), 1x 10 mm<sup>2</sup></p> <p>2x (14 ... 10)</p> <p>1x (AWG 20 ... 12)</p> <p>1x (0.5 ... 2.5 mm<sup>2</sup>), 2x (0.5 ... 1.0 mm<sup>2</sup>)</p> <p>1x (0.5 ... 2.5 mm<sup>2</sup>), 2x (0.5 ... 1.0 mm<sup>2</sup>)</p> <p>1x (0.5 ... 2.5 mm<sup>2</sup>), 2x (0.5 ... 1.0 mm<sup>2</sup>)</p>
<b>Connectable conductor cross-section</b>		
<ul style="list-style-type: none"> <li>• for main contacts <ul style="list-style-type: none"> <li>— single or multi-stranded</li> <li>— finely stranded</li> <li>— with core end processing</li> </ul> </li> <li>• for auxiliary and control contacts <ul style="list-style-type: none"> <li>— solid</li> <li>— finely stranded</li> <li>— with core end processing</li> <li>— without core end processing</li> </ul> </li> </ul>	<p>mm<sup>2</sup></p> <p>mm<sup>2</sup></p> <p>mm<sup>2</sup></p> <p>mm<sup>2</sup></p> <p>mm<sup>2</sup></p> <p>mm<sup>2</sup></p>	<p>1.5 ... 6</p> <p>1 ... 10</p> <p>0.5 ... 2.5</p> <p>0.5 ... 2.5</p> <p>0.5 ... 2.5</p>
<b>AWG number as coded connectable conductor cross section for main contacts</b>		14 ... 10

Type of electrical connection for auxiliary and control current circuit		screw-type terminals
Design of the thread of the connection screw of the auxiliary and control contacts		M3
AWG number as coded connectable conductor cross section for auxiliary and control contacts		20 ... 12
Wire stripping length of the cable		
<ul style="list-style-type: none"> <li>• for main contacts</li> </ul>	mm	7
<ul style="list-style-type: none"> <li>• for auxiliary and control contacts</li> </ul>	mm	7
Tightening torque for auxiliary and control contacts with screw-type terminals	N·m	0.5 ... 0.6
Tightening torque [lbf·in] for auxiliary and control contacts with screw-type terminals	lbf·in	7.5 ... 5.3

#### Certificates/ approvals:

General Product Approval	EMC	Declaration of Conformity	Test Certificates
 CSA	 UL	 EAC	 C-TICK
		 EG-Konf.	<a href="#">Type Test Certificates/Test Report</a>

#### other

[Environmental Confirmations](#)

#### Further information

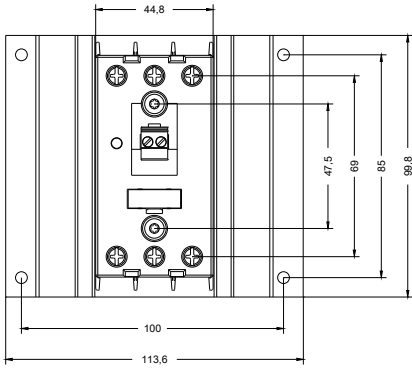
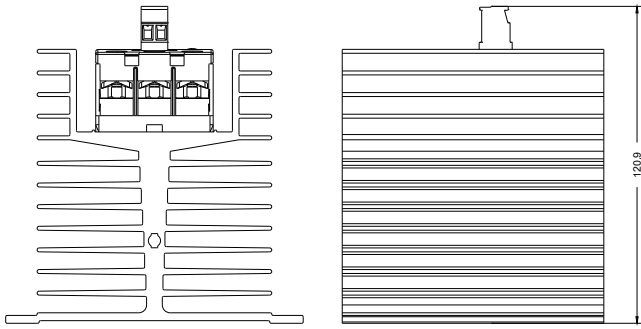
**Information- and Downloadcenter (Catalogs, Brochures,...)**  
<http://www.siemens.com/industrial-controls/catalogs>

**Industry Mall (Online ordering system)**  
<http://www.siemens.com/industrymall>

**Cax online generator**  
<http://support.automation.siemens.com/WW/CAXorder/default.aspx?lang=en&mlfb=3RF24301AC55>

**Service&Support (Manuals, Certificates, Characteristics, FAQs,...)**  
<http://support.automation.siemens.com/WW/view/en/3RF24301AC55/all>

**Image database (product images, 2D dimension drawings, 3D models, device circuit diagrams, EPLAN macros, ...)**  
<http://www.automation.siemens.com/bilddb/index.aspx?attID9=3RF24301AC55&lang=en>



last modified:

09.03.2015