



SOLID-STATE COMP. AUX. SWI. BL. SIDE,
 CURR.PATH: 1NO, 1NC, FOR MOTOR
 CONTACTORS, SZ S0 AND S2 SPRING-LOADED
 TERMINAL R: 33/34, 41/42 L: 51/52, 63/64

General technical data:

product brand name		SIRIUS
Suitability for use		Contactor relay and power contactor
Protection class IP on the front		IP20
Ambient temperature		
• during storage	°C	-55 ... +80
• during operation	°C	-25 ... +60
Mechanical service life (switching cycles) typical		5 000 000
Contact reliability		one incorrect switching operation of 100 million switching operations (5 V, 1 mA)
Contact reliability of the auxiliary contacts		one incorrect switching operation of 100 million switching operations (5 V, 1 mA)
Insulation voltage with degree of pollution 3 Rated value	V	690
Surge voltage resistance Rated value	kV	6

Auxiliary circuit:

Number of NC contacts for auxiliary contacts		
• instantaneous contact		1
• lagging switching		0
Number of NO contacts for auxiliary contacts		
• instantaneous contact		1
• leading contact		0
Operating current		
• of the auxiliary contacts at DC-13 — at 24 V	A	0.3

— at 60 V

A	0.3
---	-----

Installation/ mounting/ dimensions:

Mounting type		snap-on mounting
Width	mm	10
Height	mm	61.2
Depth	mm	66















Connections/ Terminals:

Type of electrical connection for auxiliary and control current circuit		spring-loaded terminals
Type of connectable conductor cross-section		
<ul style="list-style-type: none"> • for auxiliary contacts <ul style="list-style-type: none"> — finely stranded <ul style="list-style-type: none"> — with core end processing — without core end processing • for AWG conductors for auxiliary contacts 		2x (0.5 ... 1.5 mm ²) 2x (0.5 ... 2.5 mm ²) 2x (20 ... 14)

Safety related data:

Product function Mirror contact acc. to IEC 60947-4-1		Yes
<ul style="list-style-type: none"> • Note 		with 3RT2
Product function positively driven operation acc. to IEC 60947-5-1		No

Certificates/ approvals:

General Product Approval			Declaration of Conformity	Test Certificates
 CCC	 CSA	 UL		 EG-Konf.
				Type Test Certificates/Test Report
Test Certificates	Shipping Approval			
Special Test Certificate	 ABS	 BUREAU VERITAS	 DNV	 GL
				 LRS
Shipping Approval	other			
 PRS	 RINA	 RMRS	Environmental Confirmations	Confirmation
				 VDE

Further information

Information- and Downloadcenter (Catalogs, Brochures,...)

<http://www.siemens.com/industrial-controls/catalogs>

Industry Mall (Online ordering system)

<http://www.siemens.com/industrymall>

Cax online generator

<http://support.automation.siemens.com/WW/CAXorder/default.aspx?lang=en&mfb=3RH29212DE11>

Service&Support (Manuals, Certificates, Characteristics, FAQs,...)

<http://support.automation.siemens.com/WW/view/en/3RH29212DE11/all>

Image database (product images, 2D dimension drawings, 3D models, device circuit diagrams, EPLAN macros, ...)

<http://www.automation.siemens.com/bilddb/index.aspx?attID9=3RH29212DE11&lang=en>

