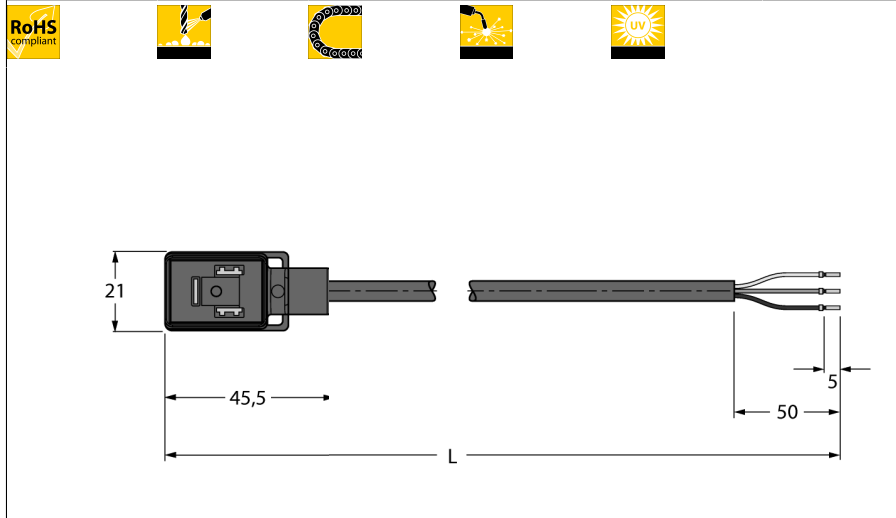


**Valve connector B type  
Connection Cable  
VBS02-S80E-10/TXL**

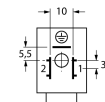


- 2-pin + PE
- Design according to the DIN EN 175301-803
- RoHS conform
- Protection class: IP67 and IP69K
- Protective component: Transil diode
- Sheath material: PUR
- Sheath color: black
- Qualified for drag chain use
- Resistant to weld splatter
- Resistant to chemicals and oils
- UV and ozone resistance
- Flame retardant
- Free from halogen, silicone, PVC and LABS
- Cable length: 10 m

**Type designation** VBS02-S80E-10/TXL  
**Ident no.** 6606514

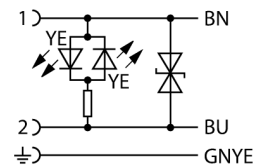
**Connector A side**  
Valve connector, Design B  
Number of pins 2+PE  
Contacts Metal, CuSn, Silver-plated  
Contact carriers Plastic, PA, Black  
Grip Plastic, TPU, Black/Translucent  
Protective component Transil diode  
Seal Plastic, TPU  
Protection class IP67, IP69K, (mounted)  
Display switch state LED yellow/yellow  
Mechanical lifespan > 100 Mating cycles  
Pollution degree 3

**Pin Assignment**



**General data**  
Cable diameter 5.7 ± 0.20mm  
Cable length 10 m  
Cable quality PUR  
Cable color Black  
Core insulation PP  
Core colors BN, BU, GNYE  
Core cross-section 3x0.75mm<sup>2</sup>  
Arrangement of strands 42x0.15 mm

**Circuit Diagram**



**Electrical features at +20 °C**  
Current 4 A  
Rated voltage 24 V  
Insulation resistance > 1 MΩ/km  
Test voltage 2000 V  
Forward resistance max. 26 Ω/km

**Mechanical and chemical properties**  
Max. tensile strength (static) ≤ 50 N/mm<sup>2</sup>  
Max. tensile strength (dynamic) ≤ 20 N/mm<sup>2</sup>  
Bending cycles > 5 mil.  
Bending radius (stationary laying) > 5 x Ø  
Bending radius (flexible use) > 10 x Ø  
Admissible acceleration max. 5 m/s<sup>2</sup>  
Admissible travel path, horizontal 5 m (at 5 m/s<sup>2</sup>)  
Admissible travel path, vertical 2 m (at 5 m/s<sup>2</sup>)  
Admissible traversing speed 3.3 m/s  
Torsional stress ± 180 °/m  
Ambient temperature  
Stationary -50...+80°C  
In motion -30...+90°C  
Drag chain operation -25...+60°C