



CONTACT MODULE WITH 1 CONTACT ELEMENT, 1NC, SPRING-TYPE TERMINAL, FOR BASE MOUNTING

Figure similar

product brand name	SIRIUS ACT
Product designation	Commanding and signaling devices
Design of the product	Contact module

Contact block/ lampholder:

Suitability for integration	
• pressure selection button	Yes
• front element	No
• Pendant pushbutton	Yes
• Pendant switch	Yes

General technical data:

Product function	
• positive opening	Yes
Insulation voltage	
• Rated value	500 V
Type of voltage	
• of the operating voltage	AC/DC
• of the input voltage	AC/DC
Degree of pollution	3
Shock resistance	
• acc. to IEC 60068-2-27	Sinusoidal half-wave 50 g / 11 ms
Vibration resistance	
• acc. to IEC 60068-2-6	10 ... 500 Hz: 5g
Surge voltage resistance Rated value	6 kV
Operating frequency maximum	3 600 1/h

Mechanical service life (switching cycles)	
• typical	10 000 000
Electrical endurance (switching cycles)	
• typical	10 000 000
Thermal current	10 A
Protection class IP	
• of the enclosure	IP40
• of the terminal	IP20
Equipment marking	
• acc. to DIN EN 61346-2	S
• acc. to DIN EN 81346-2	S
Design of the fuse link for short-circuit protection of the auxiliary switch with type of assignment 1 required	gG / Dz 10 A, quick-acting / Dz 10 A
Continuous current of the C characteristic MCB	10 A
Operating voltage	
• with AC	
— at 50 Hz Rated value	5 ... 500 V
— at 60 Hz Rated value	5 ... 500 V
• for DC Rated value	
— maximum	500 V
— minimum	5 V

Power Electronics:

Contact reliability	One maloperation per 100 million (17 V, 5 mA), one maloperation per 10 million (5 V, 1 mA)
----------------------------	--

Auxiliary circuit:

Number of NC contacts	
• for auxiliary contacts	1
Number of NO contacts	
• for auxiliary contacts	0
Number of CO contacts	
• for auxiliary contacts	0
Design of the contact of the auxiliary contacts	Silver alloy
Operating current at AC-12	
• at 110 V Rated value	10 A
• at 48 V Rated value	10 A
• at 400 V Rated value	8 A
• at 24 V Rated value	10 A
• at 230 V Rated value	8 A
Operating current at AC-15	
• at 230 V Rated value	6 A
• at 400 V Rated value	3 A

Operating current	
<ul style="list-style-type: none"> • at DC-13 at 400 V Rated value 	0.1 A
Operating current	
<ul style="list-style-type: none"> • at DC-12 <ul style="list-style-type: none"> — at 110 V Rated value • at DC-13 <ul style="list-style-type: none"> — at 24 V Rated value — at 110 V Rated value 	2.5 A 3 A 0.7 A

Connections/ Terminals:

Type of electrical connection	spring-loaded terminals
Type of connectable conductor cross-section	
<ul style="list-style-type: none"> • solid without core end processing • finely stranded with core end processing • finely stranded without core end processing • for AWG conductors 	2x (0.25 ... 1.5 mm ²) 2x (0.25 ... 0.75 mm ²) 2x (0.25 ... 1.5 mm ²) 2x (24 ... 16)

Ambient conditions:

Ambient temperature	
<ul style="list-style-type: none"> • during operation • during storage 	-25 ... +70 °C -40 ... +80 °C

Installation/ mounting/ dimensions:

Mounting type	
<ul style="list-style-type: none"> • of modules and accessories 	Floor mounting
Height	36 mm
Width	9.8 mm
Depth	27.7 mm

Certificates/ approvals:

Further information

Information- and Downloadcenter (Catalogs, Brochures,...)

<http://www.siemens.com/industrial-controls/catalogs>

Industry Mall (Online ordering system)

<http://www.siemens.com/industrymall>

Cax online generator

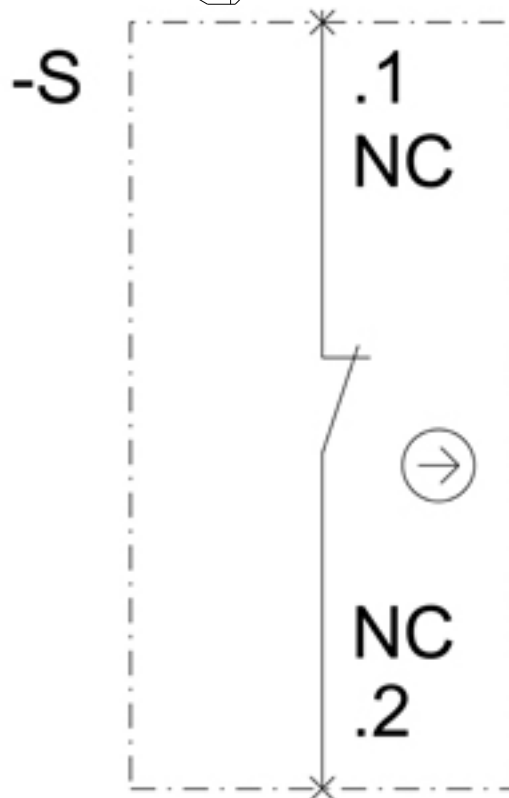
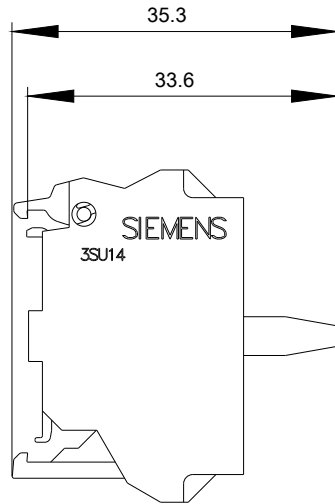
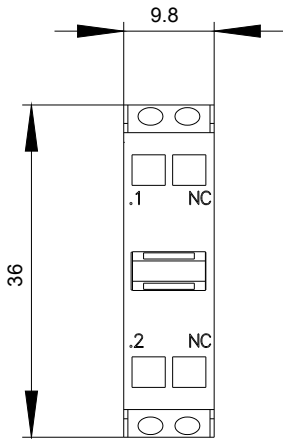
<http://support.automation.siemens.com/WW/CAXorder/default.aspx?lang=en&mlfb=3SU14002AA103CA0>

Service&Support (Manuals, Certificates, Characteristics, FAQs,...)

<https://support.industry.siemens.com/cs/ww/en/ps/3SU14002AA103CA0>

Image database (product images, 2D dimension drawings, 3D models, device circuit diagrams, EPLAN macros, ...)

http://www.automation.siemens.com/bilddb/cax_de.aspx?mlfb=3SU14002AA103CA0&lang=en



last modified:

27.04.2015