



Raspberry Pi keyboard and hub Raspberry Pi mouse



Published in April 2019
by the Raspberry Pi Foundation

www.raspberrypi.org



Raspberry Pi

Overview

The official Raspberry Pi keyboard and hub is a standard 79-key (78-key US) keyboard that includes an additional three USB 2.0 type A ports for powering other peripherals. The keyboard is available in different language/country options as detailed below.

The official Raspberry Pi mouse is a three-button optical mouse which connects via a USB type A connector either to one of the USB ports on the keyboard or directly to a compatible computer.

Both products are ergonomically designed for comfortable use, and both are compatible with all Raspberry Pi products.



Specification

Keyboard & hub

- 79-key keyboard (78-key keyboard for US model)
- Three USB 2.0 type A ports for powering other peripherals
- Automatic keyboard language detection
- USB type A to micro USB type B cable included for connection to compatible computer
- Weight: 269g (376g including packaging)
- Dimensions: 284.80mm 121.61mm × 20.34mm
- (330mm × 130mm × 28mm including packaging)

Mouse

- Three-button optical mouse
- Scroll wheel
- USB type A connector
- Weight: 105g (110g including packaging)
- Dimensions: 64.12mm × 109.93mm × 31.48mm
- (115mm × 75mm × 33mm including packaging)

Compliance

CE and FCC declarations of conformity are available online. View and download [global compliance certificates for Raspberry Pi products](#).

Keyboard print layouts

UK



US



DE



Keyboard print layouts

FR



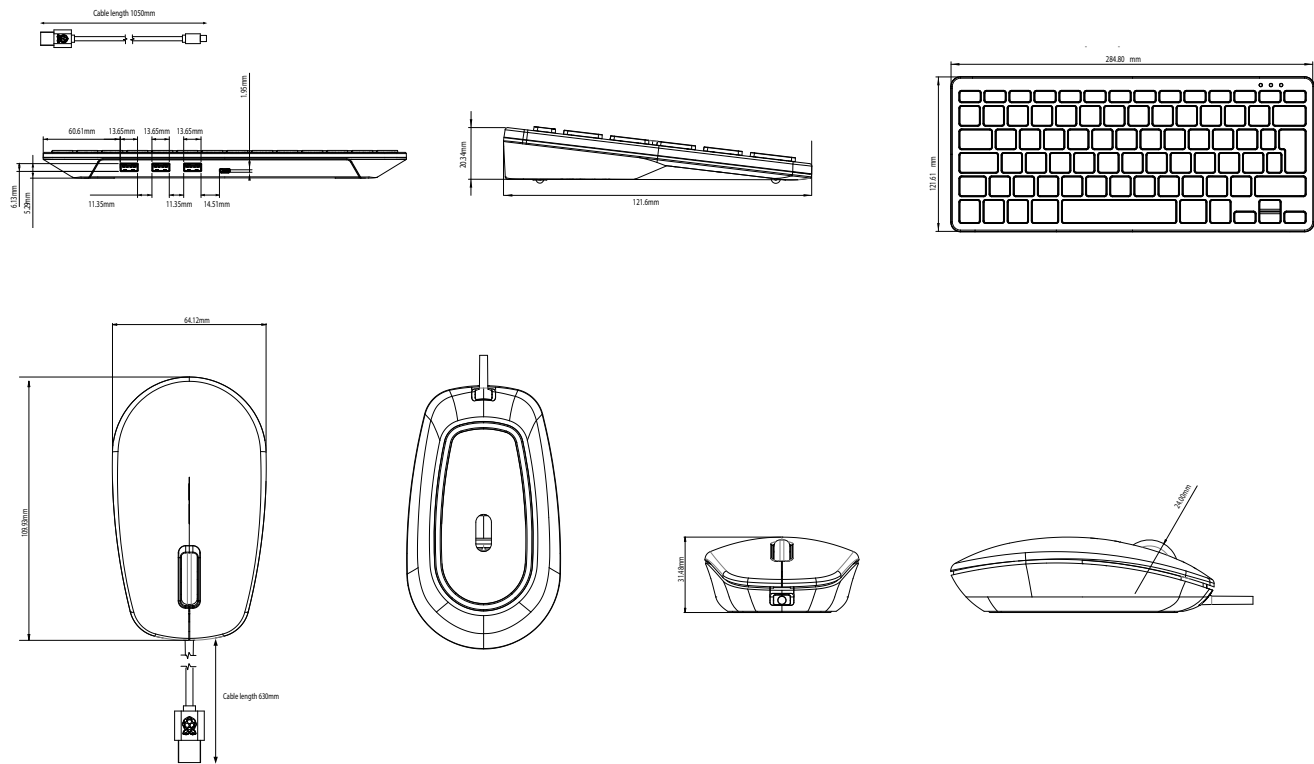
IT



ES



Physical specifications



all dimensions in mm


WARNINGS

- These products should only be connected to a Raspberry Pi computer or another compatible device.
- While in use, these products should be placed on a stable, flat, non-conductive surface, and they should not be contacted by conductive items.
- All peripherals used with these products should comply with relevant standards for the country of use and should be marked accordingly to ensure that safety and performance requirements are met.
- The cables and connectors of all peripherals used with these products must have adequate insulation so that relevant safety requirements are met.

SAFETY INSTRUCTIONS


To avoid malfunction or damage to these products, please observe the following instructions:

- Do not expose to water or moisture, and do not place on a conductive surface while in operation.
- Do not expose to heat from any source; these products are designed for reliable operation at normal ambient temperatures.
- Take care while handling to avoid mechanical or electrical damage.
- Do not stare directly at the LED in the base of the mouse.



Raspberry Pi is a trademark of the Raspberry Pi Foundation

www.raspberrypi.org



Raspberry Pi