

D 19.. (52 KH..)

VISHAY/DRALORIC

60E 0 ■ 9001946 0000153 645 ■

Drehwiderstand

Rotary potentiometer

Keramik/Cermet Ceramic/Cermet

Keramik/Kohle Ceramic/Carbon

Elektrische Daten Electrical data

			D 19 C.. (52 KHC..)	D 19 K (52 KH..)
Widerstandsschicht Resistive element			Cermet Cermet	Kohle Carbon
Schleiferkontakt Wiper contact			Kohle Carbon	Kohle Carbon
Fertigungsbereich lin Resistance range lin			22 Ω ... 4,7 MΩ	1 kΩ ... 1 MΩ
DIN 4126 Reihe E 3 IEC Publ. 63				
Toleranzen Tolerances	normal standard	eingeeengt reduced	lin	lg
	± 30%	± 20%	22 Ω ... < 47 Ω	—
	± 20%	± 10%	47 Ω ... 4,7 MΩ	1 kΩ ... 1 MΩ
Belastbarkeit P lin Power rating			3 W bei 40°C, 2 W bei 70°C	1 W
Temperaturbereich Temperature limits			—55 ... +110°C	—40 ... +90°C
Anwendungsklasse nach DIN 40040 Class of application as per DIN 40040			FLR	GND
Grenzspannung U _{max} lin Limiting element voltage			300 V _~	200 V _~
Isolationsspannung Insulation voltage			750 V _~	750 V _~
Anschlagwerte Residual resistance			siehe Seite A 1 see page A 19	
Springwerte Minimum effective resistance			siehe Seite A 11 see page A 29	
Temperaturkoeffizient Temperature coefficient	10 Ω ... < 47 Ω		± 250 · 10 ⁻⁶ /K	
	47 Ω ... < 100 Ω		± 150 · 10 ⁻⁶ /K	
	100 Ω ... 1 MΩ		± 100 · 10 ⁻⁶ /K	+300 ... —1000 · 10 ⁻⁶ /K

Mechanische Daten Mechanical data

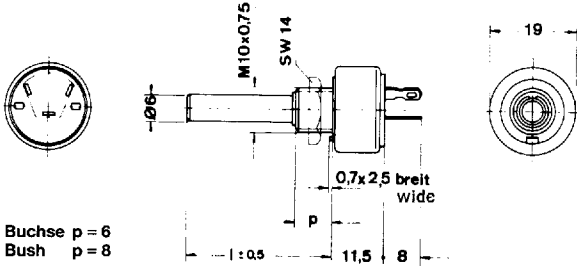
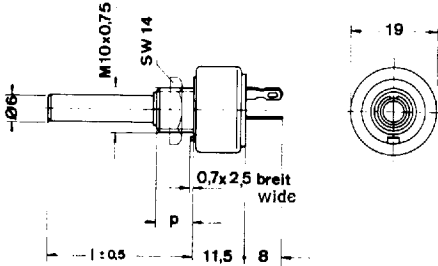
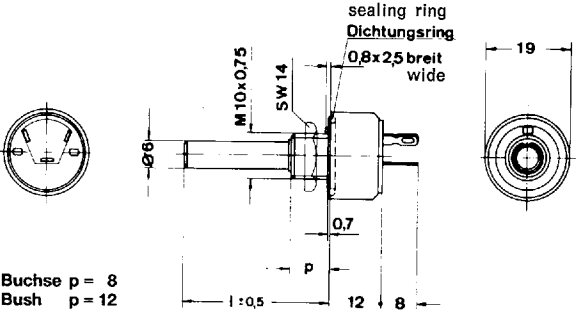
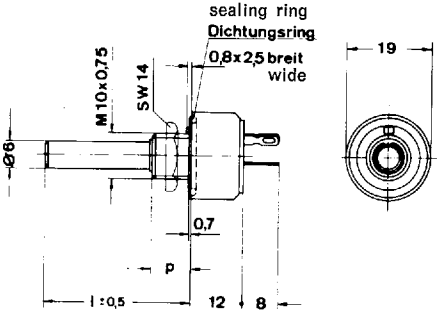
Wasserdichter Drehwiderstand

Watertight rotary potentiometer

Gehäuse Casing	Aluminium Aluminium
Befestigung Mounting	Aluminiumbuchse, Aluminium bush,
Betätigung Actuation	Edelstahlwelle, High-grade steel spindle l = 50 mm
Anschlüsse Terminals	Messing, vernickelt, verzinkt Brass, nickel-plated, tinned
Nennbereich Nominal angle of rotation	260°
Betätigungsrehmoment Operating torque	1 ... 4 cmN
Anschlagrehmoment End-stop torque	> 80 cmN
Befestigungsrehmoment Maximal torque for mounting	400 cmN
Gewicht Weight	ca. 19 g

VISHAY/DURALORIC

60E 0 ■ 9001946 0000154 581 ■

		Bauform Style	Kurve Curve
 <p>Buchse p = 6 Bush p = 8</p>		D 19 CF 1 (52 KHC)	lin
		D 19 KF 1 (52 KH)	lg
 <p>Buchse p = 8 Bush p = 12</p>		D 19 CF 2 (52 KHCF)	lin
		D 19 KF 2 (52 KHF)	lg