



LOAD FEEDER FUSELESS DIRECT START, AC 400V, SZ S00 10...16A, DC 24V SPRING-LOADED CONNECTION FOR BUSBAR SYSTEMS 60MM TYPE OF COORDINATION 1, IQ = 150KA 1NO (CONTACTOR)

product brand name		SIRIUS
Product designation		non-fused load feeders 3RA2
Manufacturer article number		
<ul style="list-style-type: none"> • of the supplied contactor 		3RT2018-2BB41
<ul style="list-style-type: none"> • of the supplied circuit-breakers 		3RV2011-4AA20
<ul style="list-style-type: none"> • of the supplied busbar adapter 		8US1251-5DT11
<ul style="list-style-type: none"> • of the supplied link module 		3RA2911-2AA00

General technical data:

Insulation voltage		
<ul style="list-style-type: none"> • with degree of pollution 3 Rated value 	V	690
Shock resistance		
<ul style="list-style-type: none"> • acc. to IEC 60068-2-27 		6g / 11 ms
Surge voltage resistance Rated value	kV	6
Type of assignment		1
Protection class IP		
<ul style="list-style-type: none"> • on the front 		IP20

Main circuit:

Number of poles for main current circuit		3
Adjustable response value current of the current-dependent overload release	A	11 ... 16
Operating voltage		
<ul style="list-style-type: none"> • Rated value 	V	690
<ul style="list-style-type: none"> • at AC-3 Rated value maximum 	V	690
Operating frequency Rated value	Hz	50 ... 60
Operating current		

<ul style="list-style-type: none"> • at AC-3 <ul style="list-style-type: none"> — at 400 V Rated value 	A	15.5
Operating power		
<ul style="list-style-type: none"> • at AC-3 <ul style="list-style-type: none"> — at 400 V Rated value — at 500 V Rated value — at 690 V Rated value 	W W W	7 500 7 500 11 000

Control circuit/ Control:

Control supply voltage for DC		
<ul style="list-style-type: none"> • Rated value 	V	24
Holding power of the magnet coil for DC	W	4

Auxiliary circuit:

Product expansion Auxiliary switch		Yes
---	--	-----

Protective and monitoring functions:

Trip class		CLASS 10
Design of the overload circuit breaker		thermal (bimetallic)

UL/CSA ratings:

Full-load current (FLA) for three-phase AC motor		
<ul style="list-style-type: none"> • at 480 V Rated value 	A	14
yielded mechanical performance [hp]		
<ul style="list-style-type: none"> • for three-phase AC motor at 220/230 V Rated value • for three-phase AC motor at 460/480 V Rated value • for three-phase AC motor at 575/600 V Rated value 	metric hp metric hp metric hp	5 10 10

Short-circuit:

Product function Short circuit protection		Yes
Design of the short-circuit trip		magnetic
Conditional short-circuit current (I_q)		
<ul style="list-style-type: none"> • at 690 V acc. to IEC 60947-4-1 Rated value • at 400 V acc. to IEC 60947-4-1 Rated value • at 500 V acc. to IEC 60947-4-1 Rated value 	A A A	4 000 153 000 5 000

Installation/ mounting/ dimensions:

mounting position		vertical
Mounting type		for snapping onto 60 mm busbar systems
Height	mm	260
Width	mm	45
Depth	mm	155.1
Required spacing		

• for grounded parts		
— forwards	mm	0
— Backwards	mm	0
— upwards	mm	20
— at the side	mm	9
— downwards	mm	10
• for live parts		
— forwards	mm	0
— Backwards	mm	0
— upwards	mm	20
— downwards	mm	10
— at the side	mm	9

Connections/ Terminals:

Type of electrical connection

• for main current circuit	spring-loaded terminals
----------------------------	-------------------------

Safety related data:

B10 value with high demand rate acc. to SN 31920		1 000 000
---	--	-----------

Proportion of dangerous failures

• with high demand rate acc. to SN 31920	%	73
--	---	----

Protection against electrical shock		finger-safe
--	--	-------------

Mechanical data:

Size of the circuit-breaker		S00
------------------------------------	--	-----

Size of load feeder		S00
----------------------------	--	-----

Ambient conditions:

Ambient temperature

• during operation	°C	-20 ... +60
• during storage	°C	-50 ... +80
• during transport	°C	-50 ... +80

Certificates/ approvals:

General Product Approval	For use in hazardous locations	Declaration of Conformity	Test Certificates
--------------------------	--------------------------------	---------------------------	-------------------



[Type Test Certificates/Test Report](#)

Test Certificates	Shipping Approval
-------------------	-------------------

[Special Test Certificate](#)

[Declaration of the Compliance with the order](#)



Shipping Approval	other
-------------------	-------



[Declaration of Conformity](#)

[Environmental Confirmations](#)

[other](#)

Further information

Information- and Downloadcenter (Catalogs, Brochures,...)

<http://www.siemens.com/industrial-controls/catalogs>

Industry Mall (Online ordering system)

<http://www.siemens.com/industrymall>

Cax online generator

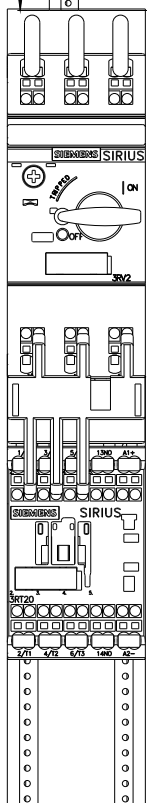
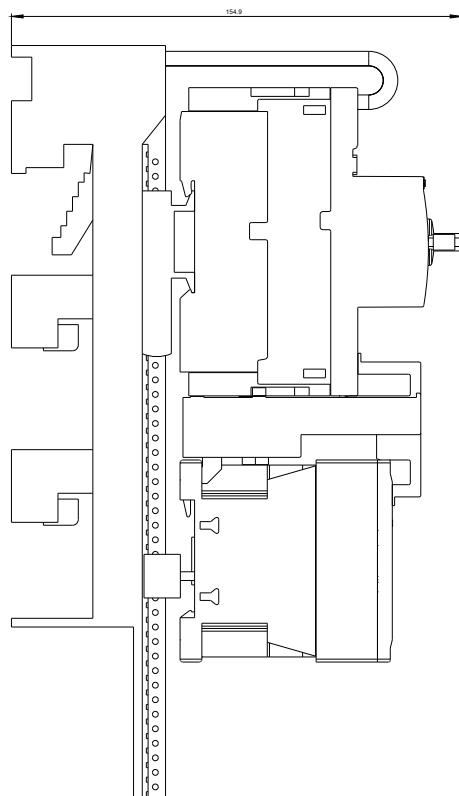
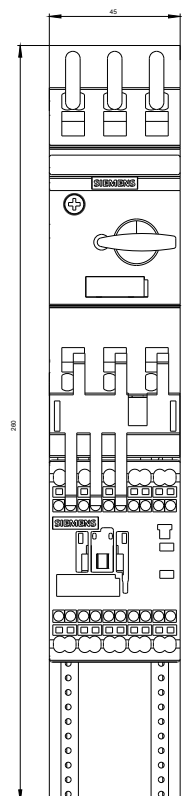
<http://support.automation.siemens.com/WW/CAXorder/default.aspx?lang=en&mfb=3RA21104AH181BB4>

Service&Support (Manuals, Certificates, Characteristics, FAQs,...)

<http://support.automation.siemens.com/WW/view/en/3RA21104AH181BB4/all>

Image database (product images, 2D dimension drawings, 3D models, device circuit diagrams, EPLAN macros, ...)

http://www.automation.siemens.com/bilddb/cax_de.aspx?mfb=3RA21104AH181BB4&lang=en



DREI-FACHHERABZWEIG, SICHERUNGSL.



DREI-FACHHERABZWEIG, SICHERUNGSL.

last modified:

11.03.2015