

ToLEDo Retro Candle Bent-tip

ToLEDo RT Candle BT V5 CL 250LM 827 E14 SL

0029485



Product features

- Perfect for decorative and general lighting applications and creates a warm ambience similar to traditional lamps
- The versatile ToLEDo Retro Candle Bent-tip range is the ideal replacement for halogen and incandescent lamps and perfect for chandeliers and decorative applications
- Same look, size and functionality as incandescent lamps
- Omni-directional light distribution
- Gives same sparkling light effect as the incandescent lamp
- Dimensionally identical to incandescent lamps - fits all fixtures
- Environment-friendly - no mercury and lower CO2 emissions



PRODUCT OVERVIEW

Product name	ToLEDo RT Candle BT V5 CL 250LM 827 E14 SL
Technology	LED
Watt (Rated) (W)	2.5
Type	LED exchangeable
Cap/Base	E14
Fixture rating	Open
General application	Hospitality, Residential & Consumer
ETIM Class	EC001959
E-number FI	4740935
Warranty	3 years
Luminous flux (lm)	250
Colour temperature (K)	2700
Light colour	Homelight
CRI (Ra)	80
Colour Variation Initial (SDCM)	SDCM6
Photobiological Risk Group	RG1
Wattage (W)	2.5

ToLEDo Retro Candle Bent-tip

ToLEDo RT Candle BT V5 CL 250LM 827 E14 SL

0029485

Product Voltage (V)	230
Dimmable	No
Average life (Nominal) (h)	15000
Product EAN number	5410288294858

DATA TABLE

General data

Product name	ToLEDo RT Candle BT V5 CL 250LM 827 E14 SL
Technology	LED
Watt (Rated) (W)	2.5
Type	LED exchangeable
Cap/Base	E14
Fixture rating	Open
General application	Hospitality, Residential & Consumer
Operating temperature range (°C)	-20°C...+40°C
Performance ambient temperature Tq (°C)	25
ETIM Class	EC001959
E-number FI	4740935
Warranty	3 years

Optical data

Luminous flux (lm)	250
Luminous flux (Rated) (lm)	250
Colour temperature (K)	2700
Light colour	Homelight
CRI (Ra)	80
Colour Variation Initial (SDCM)	SDCM6
Photobiological Risk Group	RG1
Lumen maintenance at end of nominal life (%)	70

Electrical data

Wattage (W)	2.5
Equivalent watt (W)	25
Product Voltage (V)	230
Control gear required	No
No. Of switching cycles before premature failures	>50000
Transformer required	No
Dimmable	No
Inrush Current (A)	5.9
Inrush Duration (µs)	180
Lamp Energy Label (class)	F
Nominal Frequency (Hz)	50/60Hz
Max. Luminaires per 16A C Breaker	27
Max. Luminaires per 16A B Breaker	14

ToLEDo Retro Candle Bent-tip

ToLEDo RT Candle BT V5 CL 250LM 827 E14 SL
0029485

Lifetime data

Lifespan L70 B50	15000
Average life (Nominal) (h)	15000
Average life (Rated) (h)	15000

Physical data

Nominal Product Length (mm)	123
Nominal Product Diameter (mm)	35
Weight (kg)	0.021

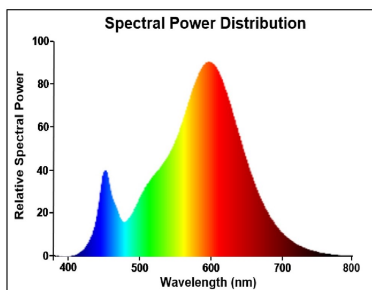
Packaging

Single packaging type	Carton
Product EAN number	5410288294858
Packaging single length / height (cm)	11.0
Packaging single width (cm)	4.5
Packaging single depth (cm)	4.5
DUN14 (outer)	15410288294855
Units per outer package	6
Packaging outer length / height (cm)	14.3
Packaging outer width (cm)	9.7
Packaging outer depth (cm)	12.0

Safety data

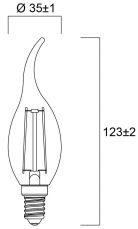
Optimal operating condition (°C)	-20-40
Breakage cleaning instructions	Not applicable
Special purpose lamp	No
Dry applications use only	Yes
Suitable for household illumination	Yes
Safety message	Not Suitable for totally enclosed fixtures

PHOTOMETRY




TECHNICAL DRAWINGS

ToLEDo Retro Candle Bent-tip *ToLEDo RT Candle BT V5 CL 250LM 827 E14 SL* 0029485



0029485



3
kWh/1000h



2019/2015

SYLVANIA

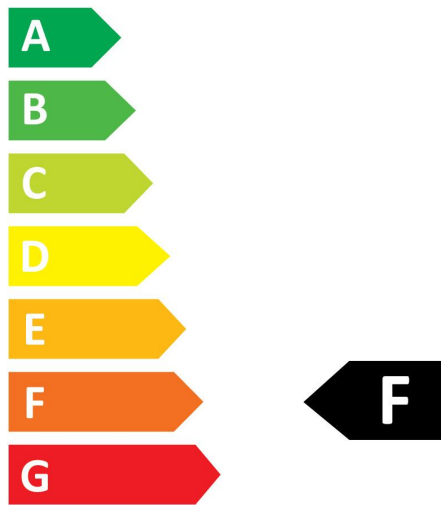
ToLEDo Retro Candle Bent-tip

ToLEDo RT Candle BT V5 CL 250LM 827 E14 SL

0029485



0029485



3
kWh/1000h



2019/2015