

**Features:**

- Vertical mount on board
- Compact size W x L x H (2.5 x 8 x 8 mm)
- Low weight (390 mg)
- Lead Free materials
- Fully SMD compatible
- Glue needed between antenna and PCB
- Lead free soldering compatible
- Tape and reel packing

Applications:

- GSM Cellular 850 Band
- 869-894 MHz
- ISM 868 MHz

Issue: 2046

In the effort to improve our products, we reserve the right to make changes judged to be necessary.

CONFIDENTIAL AND PROPRIETARY INFORMATION

This document contains confidential and proprietary information of Pulse Electronics, Inc. (Pulse) and is protected by copyright, trade secret and other state and federal laws. Its receipt or possession does not convey any rights to reproduce, disclose its contents, or to manufacture, use or sell anything it may describe. Reproduction, disclosure or use without specific written authorization of Pulse is strictly forbidden.

For more information:

Pulse Worldwide Headquarters
15255 Innovation Drive #100
San Diego, CA 92128
USA
Tel: 1-858-674-8100

Pulse/Larsen Antennas
18110 SE 34th St Bldg 2 Suite 250
Vancouver, WA 98683
USA
Tel: 1-360-944-7551

Europe Headquarters
Pulse GmbH & Do, KG
Zeppelinstrasse 15
Herrenberg, Germany
Tel: 49 7032 7806 0

Pulse (Suzhou) Wireless Products Co, Inc.
99 Huo Ju Road(#29 Bldg, 4th Phase
Suzhou New District
Jiangsu Province, Suzhou 215009 PR China
Tel: 86 512 6807 9998

Description: 850 MHz RX Diversity Helical SMD Antenna**PART NUMBER:** W3118A**Series:** Helical SMD Antenna**ELECTRICAL SPECIFICATIONS**

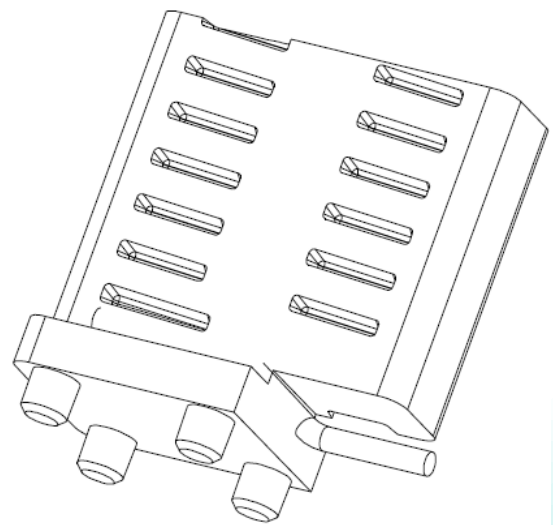
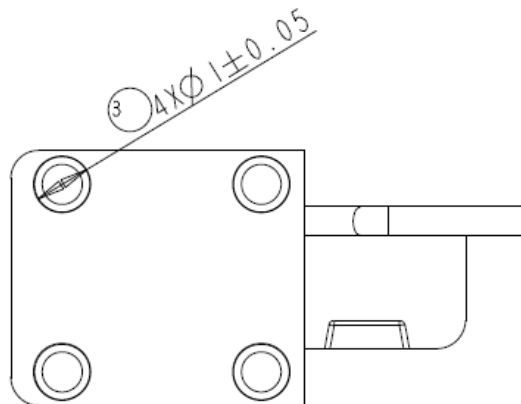
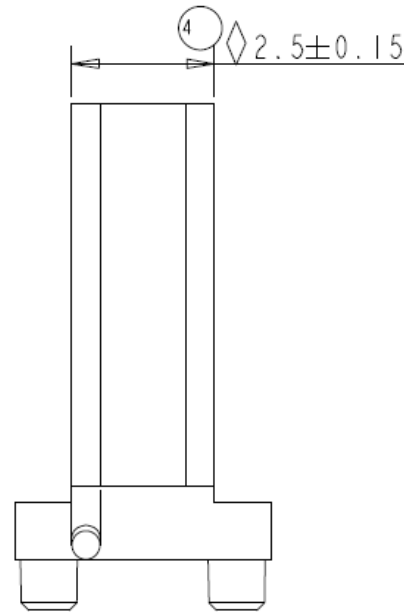
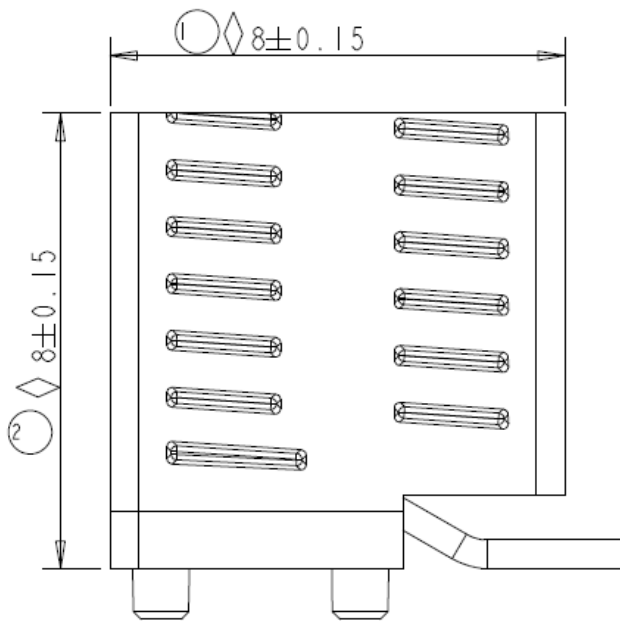
Frequency	869-894MHz
Nominal Impedance	50 Ω
Return Loss	<-9 dB
Radiation Pattern	Omni
Gain	-1dBi
Efficiency	35%
Polarization	Vertical
Power Withstanding	3W

MECHANICAL SPECIFICATIONS

Dimension	2.5 x 8 x 8 mm
Weight	0.39 g
Antenna Materia	Plastic : LCP Helix : Sn Plated Spring Steel

ENVIRONMENTAL SPECIFICATIONS

Operating Temperature	-40 ~ +85 ° C
Storage Temperature	-40 ~ +85 ° C
RoHS Compliant	Yes

Description: 850 MHz RX Diversity Helical SMD Antenna**PART NUMBER:** W3118A**Series:** Helical SMD Antenna**MECHANICAL DRAWING**

Issue: 2046

In the effort to improve our products, we reserve the right to make changes judged to be necessary.

CONFIDENTIAL AND PROPRIETARY INFORMATION

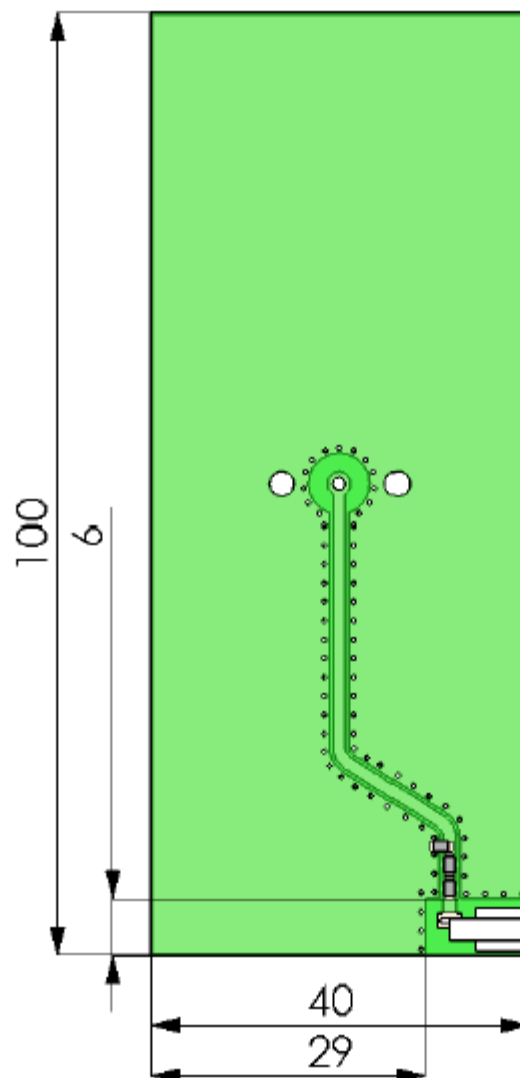
This document contains confidential and proprietary information of Pulse Electronics, Inc. (Pulse) and is protected by copyright, trade secret and other state and federal laws. Its receipt or possession does not convey any rights to reproduce, disclose its contents, or to manufacture, use or sell anything it may describe. Reproduction, disclosure or use without specific written authorization of Pulse is strictly forbidden.

Description: 850 MHz RX Diversity Helical SMD Antenna**PART NUMBER:** W3118A**Series:** Helical SMD Antenna**PWB Layout**

Test board layout

Ground cleared under antenna, clearance area **6.00 mm x 11.00 mm**Feed line should be designed to match 50Ω characteristic impedance, depending on PWB material and thickness.

Matching and tuning component values depend on application and surrounding mechanics / materials



Issue: 2046

In the effort to improve our products, we reserve the right to make changes judged to be necessary.

CONFIDENTIAL AND PROPRIETARY INFORMATION

This document contains confidential and proprietary information of Pulse Electronics, Inc. (Pulse) and is protected by copyright, trade secret and other state and federal laws. Its receipt or possession does not convey any rights to reproduce, disclose its contents, or to manufacture, use or sell anything it may describe. Reproduction, disclosure or use without specific written authorization of Pulse is strictly forbidden.

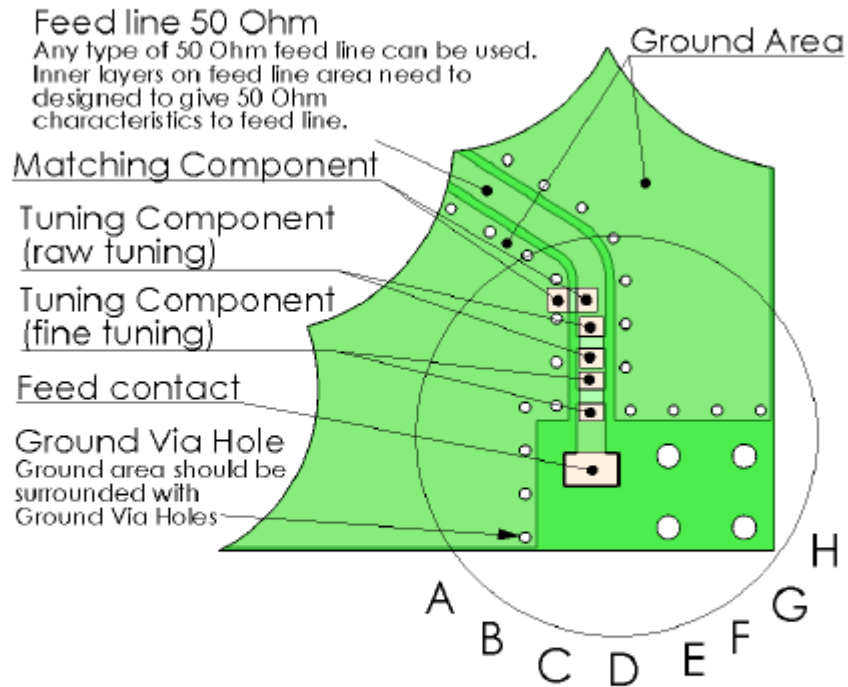
Description: 850 MHz RX Diversity Helical SMD Antenna

PART NUMBER: W3118A

Series: Helical SMD Antenna

PWB Layout

Note: All dimensions are in metric system.



Components on test board

Matching component = 5n6H inductor

Tuning component (raw tuning) = 8n2H inductor

Tuning component (fine tuning) = 1n8H inductor

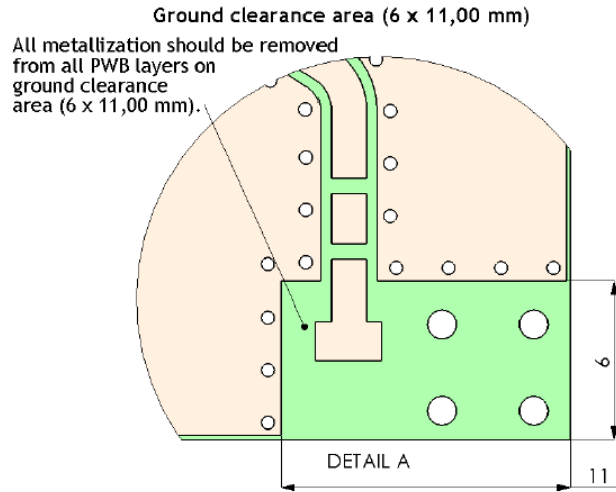
Description: 850 MHz RX Diversity Helical SMD Antenna

PART NUMBER: W3118A

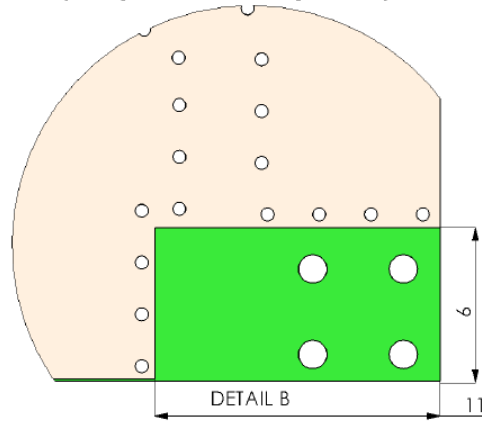
Series: Helical SMD Antenna

PWB Layout

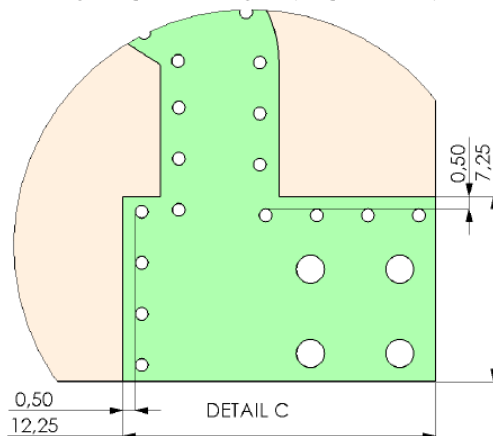
Ground clearance area for W3118A



Opening in bottom/inner ground layers



Opening in other layers (no ground/ RF)



Issue: 2046

In the effort to improve our products, we reserve the right to make changes judged to be necessary.

CONFIDENTIAL AND PROPRIETARY INFORMATION

This document contains confidential and proprietary information of Pulse Electronics, Inc. (Pulse) and is protected by copyright, trade secret and other state and federal laws. Its receipt or possession does not convey any rights to reproduce, disclose its contents, or to manufacture, use or sell anything it may describe. Reproduction, disclosure or use without specific written authorization of Pulse is strictly forbidden.

Description: 850 MHz RX Diversity Helical SMD Antenna

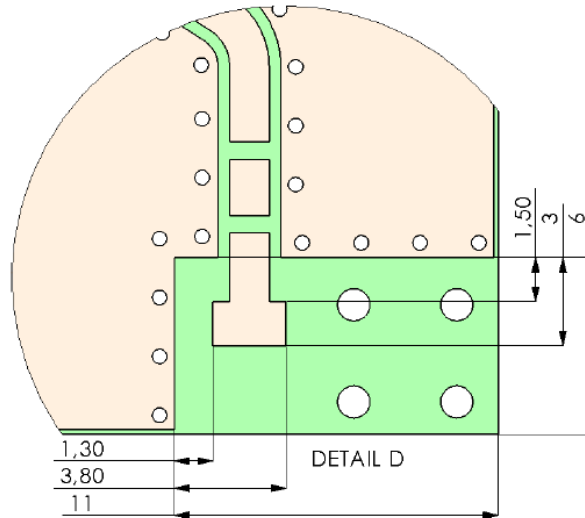
PART NUMBER: W3118A

Series: Helical SMD Antenna

PWB Layout

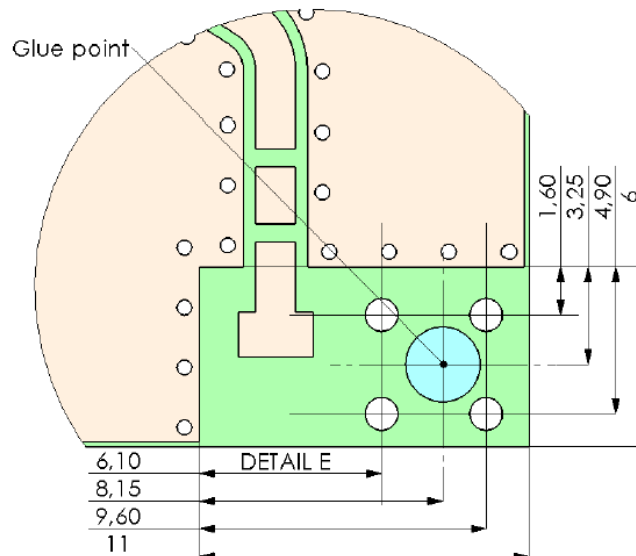
PWB pad dimensions and antenna attachment for W3118A

Pad dimensions in top copper



It is recommended to use glue between antenna and PWB to get enough mechanical strength.

Antenna fixing holes and glue point on PWB layout



The glue could be SMD-adhesive (Heraeus PD 955M) or hot setting adhesive, depending on manufacturing method. (Reflow or hand soldering)

Issue: 2046

In the effort to improve our products, we reserve the right to make changes judged to be necessary.

CONFIDENTIAL AND PROPRIETARY INFORMATION

This document contains confidential and proprietary information of Pulse Electronics, Inc. (Pulse) and is protected by copyright, trade secret and other state and federal laws. Its receipt or possession does not convey any rights to reproduce, disclose its contents, or to manufacture, use or sell anything it may describe. Reproduction, disclosure or use without specific written authorization of Pulse is strictly forbidden.

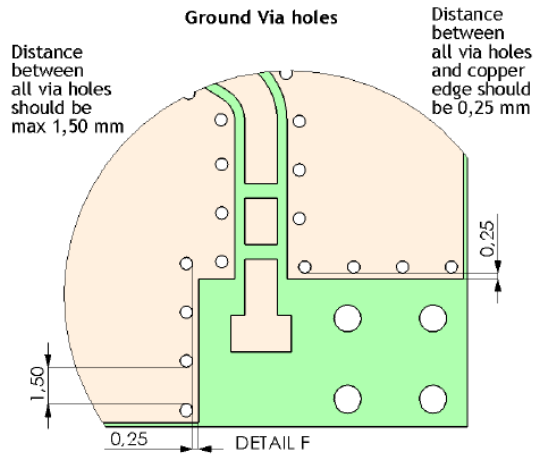
Description: 850 MHz RX Diversity Helical SMD Antenna

PART NUMBER: W3118A

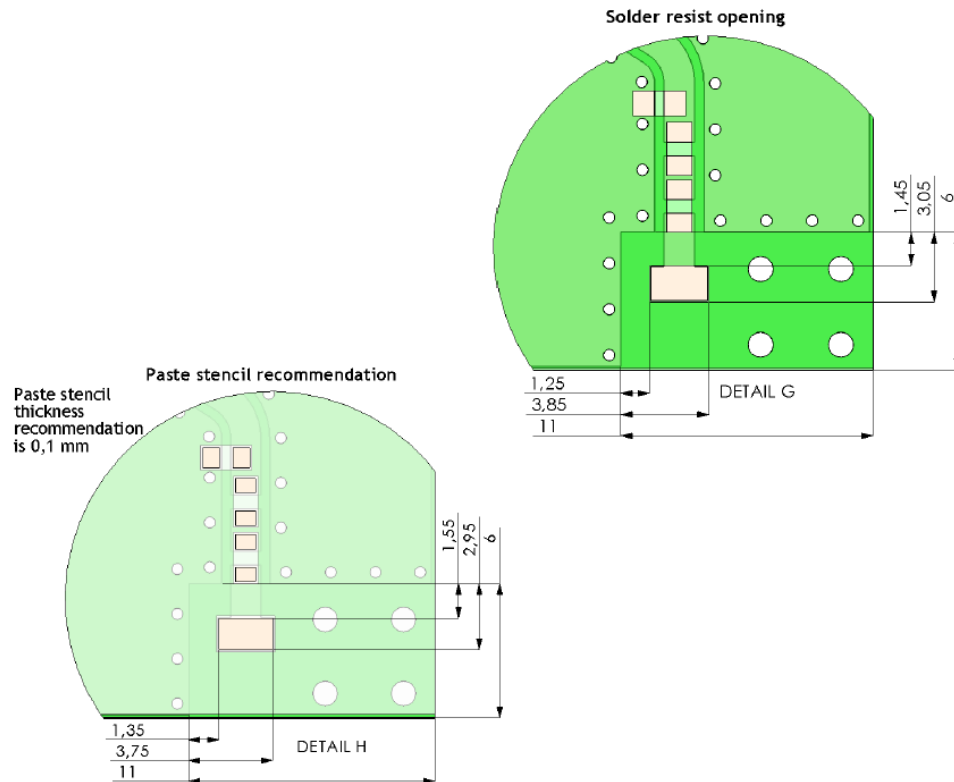
Series: Helical SMD Antenna

PWB Layout

Typical ground via hole placement in PWB layout for W3118A



Solder resist opening and Paste stencil recommendation for W3118A

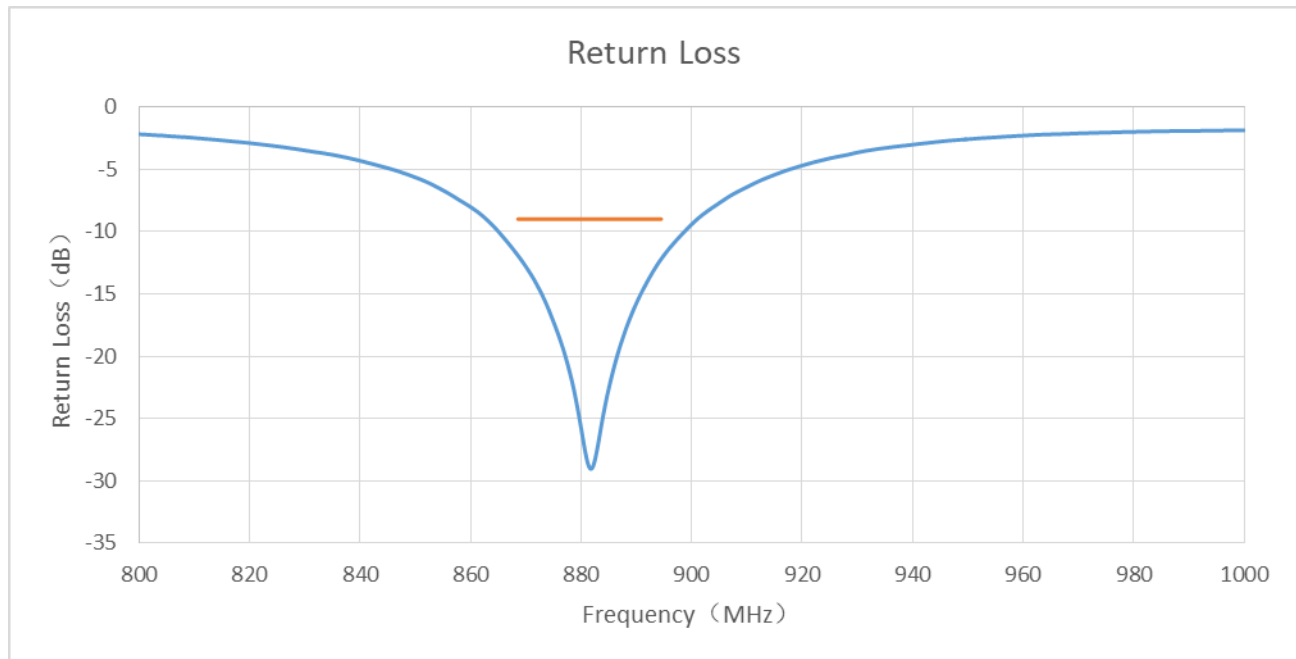


Issue: 2046

In the effort to improve our products, we reserve the right to make changes judged to be necessary.

CONFIDENTIAL AND PROPRIETARY INFORMATION

This document contains confidential and proprietary information of Pulse Electronics, Inc. (Pulse) and is protected by copyright, trade secret and other state and federal laws. Its receipt or possession does not convey any rights to reproduce, disclose its contents, or to manufacture, use or sell anything it may describe. Reproduction, disclosure or use without specific written authorization of Pulse is strictly forbidden.

Description: 850 MHz RX Diversity Helical SMD Antenna**PART NUMBER:** W3118A**Series:** Helical SMD Antenna**CHARTS****Return Loss**

Issue: 2046

In the effort to improve our products, we reserve the right to make changes judged to be necessary.

CONFIDENTIAL AND PROPRIETARY INFORMATION

This document contains confidential and proprietary information of Pulse Electronics, Inc. (Pulse) and is protected by copyright, trade secret and other state and federal laws. Its receipt or possession does not convey any rights to reproduce, disclose its contents, or to manufacture, use or sell anything it may describe. Reproduction, disclosure or use without specific written authorization of Pulse is strictly forbidden.

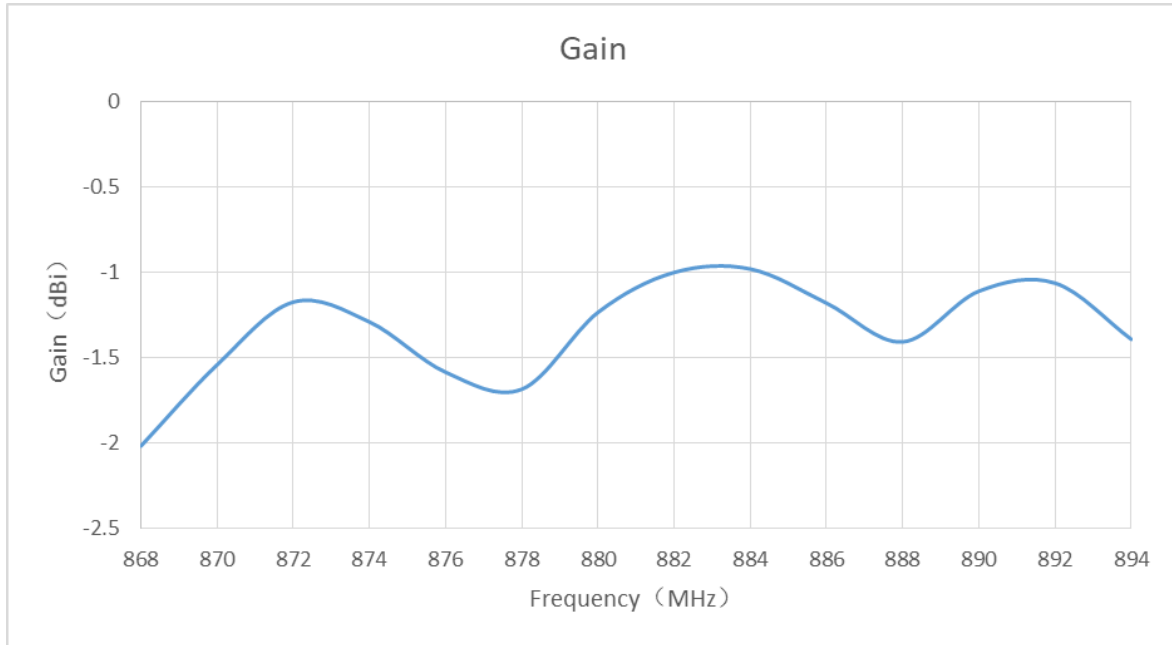
Description: 850 MHz RX Diversity Helical SMD Antenna

PART NUMBER: W3118A

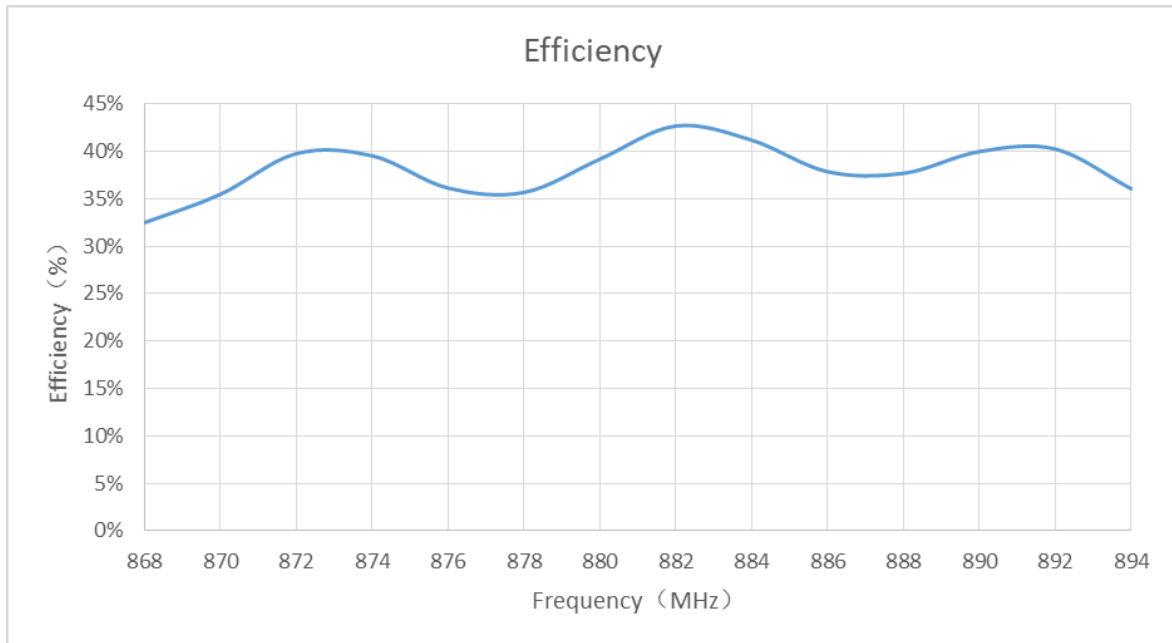
Series: Helical SMD Antenna

CHARTS

Gain



Radiation Efficiency



Issue: 2046

In the effort to improve our products, we reserve the right to make changes judged to be necessary.

CONFIDENTIAL AND PROPRIETARY INFORMATION

This document contains confidential and proprietary information of Pulse Electronics, Inc. (Pulse) and is protected by copyright, trade secret and other state and federal laws. Its receipt or possession does not convey any rights to reproduce, disclose its contents, or to manufacture, use or sell anything it may describe. Reproduction, disclosure or use without specific written authorization of Pulse is strictly forbidden.

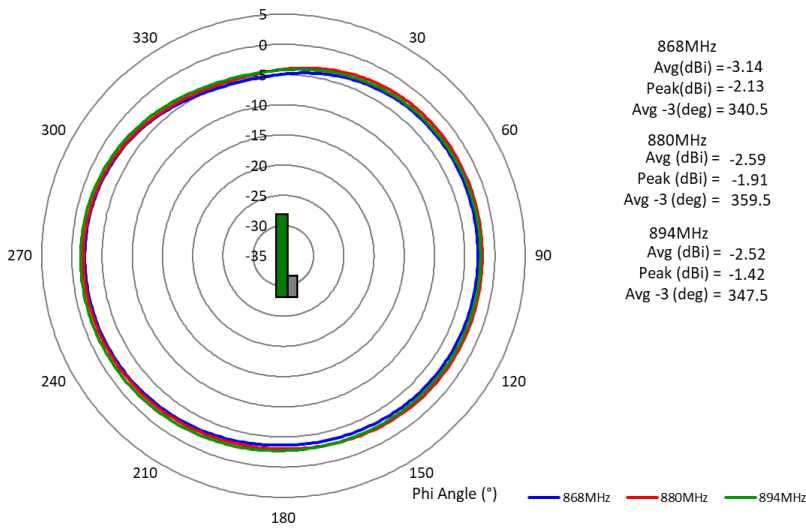
Description: 850 MHz RX Diversity Helical SMD Antenna

PART NUMBER: W3118A

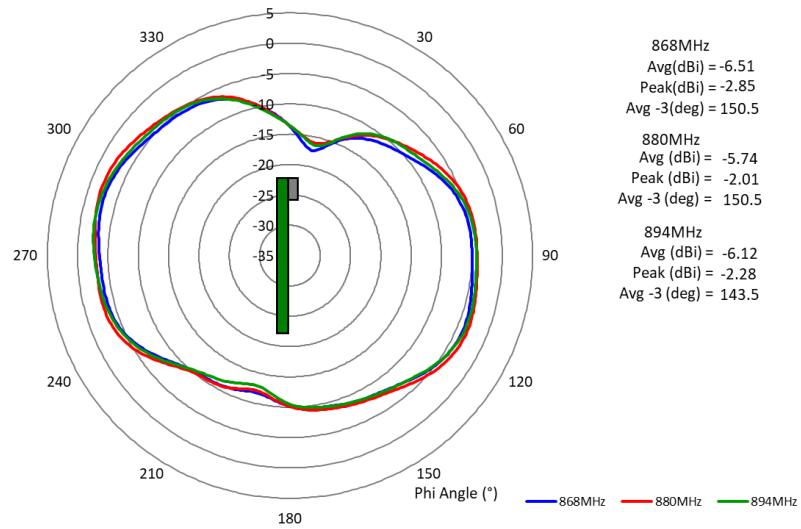
Series: Helical SMD Antenna

CHARTS

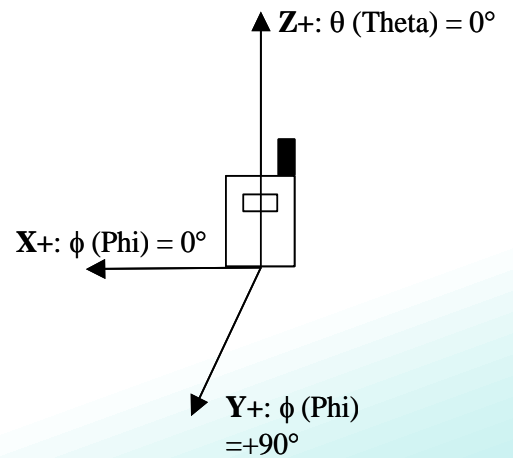
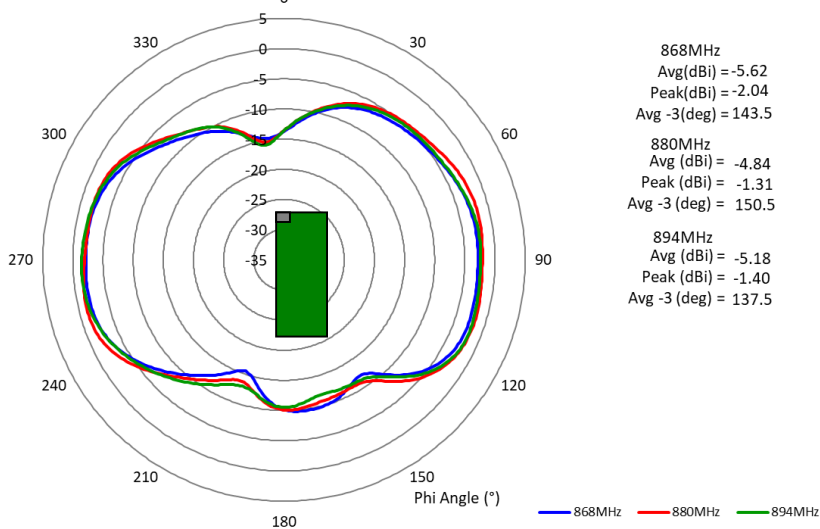
XY Plane



ZX Plane



YZ Plane



Issue: 2046

In the effort to improve our products, we reserve the right to make changes judged to be necessary.

CONFIDENTIAL AND PROPRIETARY INFORMATION

This document contains confidential and proprietary information of Pulse Electronics, Inc. (Pulse) and is protected by copyright, trade secret and other state and federal laws. Its receipt or possession does not convey any rights to reproduce, disclose its contents, or to manufacture, use or sell anything it may describe. Reproduction, disclosure or use without specific written authorization of Pulse is strictly forbidden.

Recommendation for reflow soldering process

Printing stencil thickness 0,15 - 0,25 mm is recommended for the solder paste. The maximum soldering temperature should not exceed 260°C. The temperature profile recommendations for reflow soldering process is presented in the Figures 1 and 2. The reflow profile

presented in figure 1 describes minimum reflow temperatures. The reflow profile presented in figure 2 describes maximum reflow temperatures. located at the center of the coverage area.

	Method of heat transfer	Controlled hot air convection
1	Average temperature gradient in preheating	2.5 °C/s
2	Soak time	2-3 minutes
3	Max temperature gradient in reflow	3 °C/s
4	Time above 217 °C	Max 30 sec
5	Peak temperature in reflow	230 °C for 10 seconds
6	Temperature gradient in cooling	Max -5 °C/s

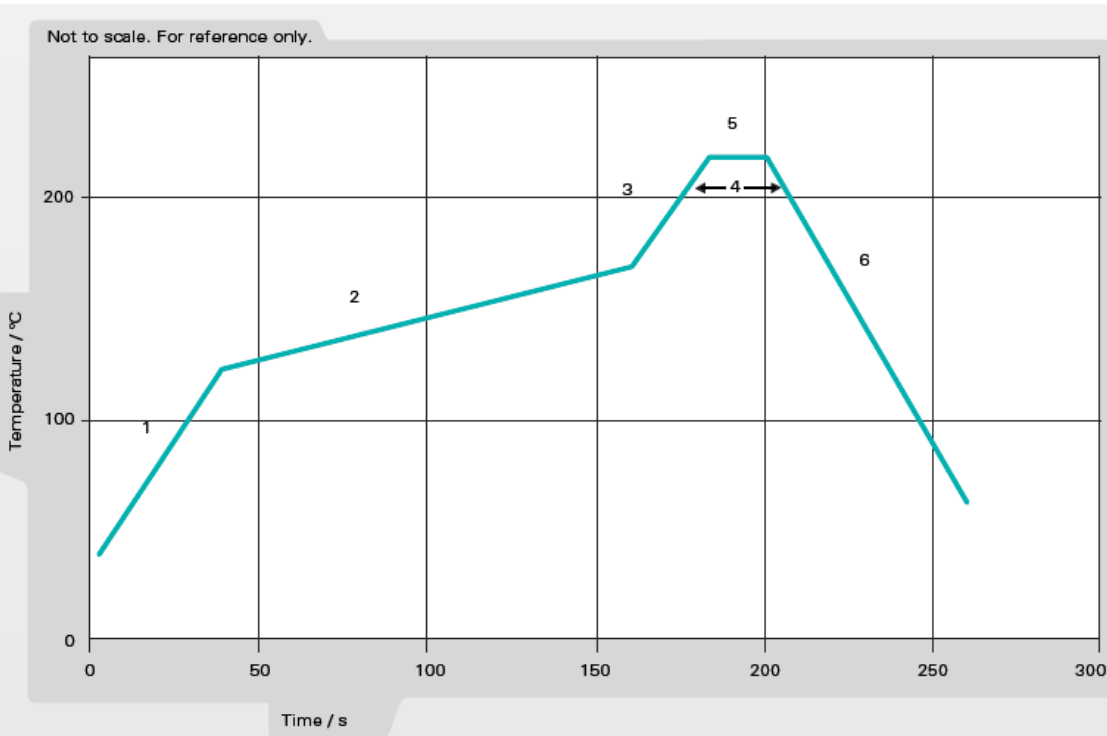


Figure 1. Minimum temperature profile recommendation for reflow soldering process

Description: 850 MHz RX Diversity Helical SMD Antenna

PART NUMBER: W3118A

Series: Helical SMD Antenna

PACKAGING

600pcs antennas packed in a tape & reel.

1 label on each tape & reel with part number, date code and Qty.

4 tape & reels of antennas (total 2400pcs antennas) packed in a Carton

1 label on each Carton with part number, date code and Qty.

P.S.: The antenna is placed vertically in the tape & reel, so it can be picked and placed for the SMT process.



拉力值 pull force	75 gms
品名:	W3118A
数量:	600 PCS
日期:	2020-09-25
班别:	T

