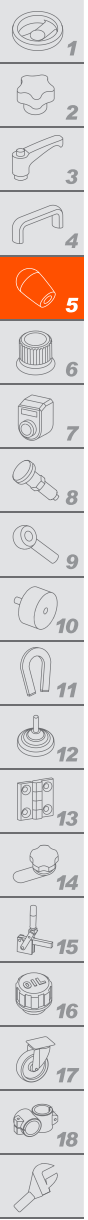


I.222 | Tapered handles

Duroplast



MATERIAL

Phenolic based (PF) Duroplast, black colour, glossy finish.

STANDARD EXECUTIONS

- **I.222:** threaded blind hole.
- **I.222-N:** glass-fibre reinforced polyamide based (PA) technopolymer self-locking boss, plain blind hole. The elastic coupling, by press-fit assembly on h9 tolerance drawn stock bars, is not affected by vibrations and prevents the handle from slipping off (see Technical data on page A-12).

ALTERNATIVE PRODUCTS

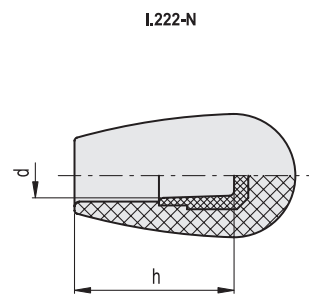
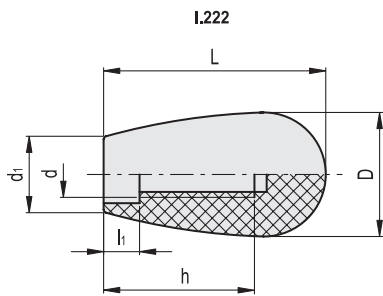
For handles with dimensions smaller or equal to I.222/55, we suggest the new series I.622 (see page 548) and I.622 N (see page 549) with excellent performance and lower price. The handles with bigger dimensions (70-90 mm) are only available in this series (I.222), due to technical reasons.

ASSEMBLY INSTRUCTIONS (I.222-N)

Fit the handle onto slight chamfered shaft end and push as far as possible by hand or by means of a small press. Alternatively it is possible to tap the handle with a plastic or wooden mallet until firmly in place. In this case we strongly recommend to use a cloth or other suitable soft material over the product to avoid any surface damage.



ELESA Original design



I.222

Code	Description	D	L	d	d1	h	l1	⚖️
20901	I.222/25-M6	15	25	M6	12	16	3.5	5
21001	I.222/30-M8	20	31	M8	14	20	3.5	9
21101	I.222/40-M8	26	42	M8	17	23	5	22
21102	I.222/40-M10	26	42	M10	17	30	5	20
21201	I.222/55-M10	33	54	M10	20	35	8	42
21202	I.222/55-M12	33	54	M12	20	35	8	40
21301	I.222/70-M12	38	68	M12	23	45	11	73
21401	I.222/90-M14	41	87	M14	25	55	14	111
21402	I.222/90-M16	41	87	M16	25	55	14	109

I.222-N

Code	Description	D	L	d	d1	h	⚖️
20911	I.222/25 N-6	15	25	6	12	17	5
21011	I.222/30 N-8	20	31	8	14	21	9
21111	I.222/40 N-10	26	42	10	17	30	18
21211	I.222/55 N-10	33	54	10	20	37	42
21212	I.222/55 N-12	33	54	12	20	40	40
21311	I.222/70 N-14	38	68	14	23	50	68
21411	I.222/90 N-16	41	87	16	25	58	106

Fixed & Revolving handles