







# FIBOX PICCOLO

FIBOX PICCOLO

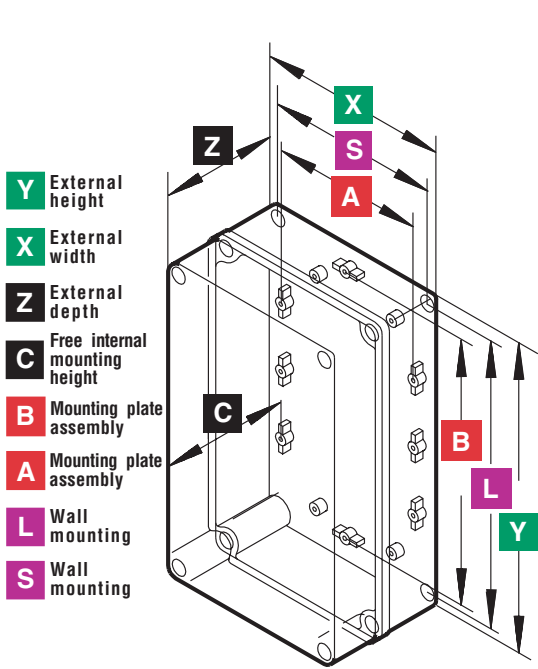


The FIBOX PICCOLO range of enclosures is specifically designed for housing push buttons, terminal blocks, motor starters and electronic devices. They are also ideal for mounting and protecting process control sensors and switches. There are six basic sizes and a choice of two cover depths. Push Button configurations are available as standard. FIBOX PICCOLO is available in polycarbonate or ABS. The enclosures are rated EN 60529 IP66/IP67.

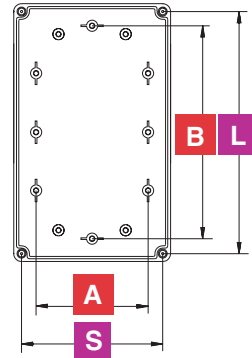
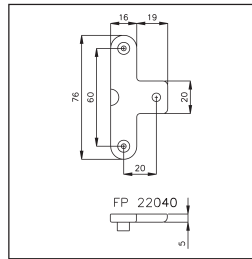
# FIBOX PICCOLO

FIBOX PICCOLO PC: IP66 / IP67, IK 08 ABS: IP66 / IP67, IK 07	Z mm	C mm	Including: Enclosure base, cover with PUR gasket, 4 cover screws, and mounting screws.				B x A
			ORDER SYMBOL		ORDER SYMBOL		L x S
			Grey cover		Transparent cover		mm
<b>PICCOLO B</b> <b>Y</b> x <b>X</b> 110 mm 80 mm 	65	52	PC B 65 G		PC B 65 T	B	
	85	72	PC B 85 G		PC B 85 T	75	
	65	52	ABS B 65 G		ABS B 65 T	L x S	
	85	72	ABS B 85 G		ABS B 85 T	90 x 60	
<b>PICCOLO C</b> <b>Y</b> x <b>X</b> 140 mm 80 mm 	65	52	PC C 65 G		PC C 65 T	B	
	85	72	PC C 85 G		PC C 85 T	105	
	65	52	ABS C 65 G		ABS C 65 T	L x S	
	85	72	ABS C 85 G		ABS C 85 T	120 x 60	
<b>PICCOLO D</b> <b>Y</b> x <b>X</b> 170 mm 80 mm 	65	52	PC D 65 G		PC D 65 T	B	
	85	72	PC D 85 G		PC D 85 T	135	
	65	52	ABS D 65 G		ABS D 65 T	L x S	
	85	72	ABS D 85 G		ABS D 85 T	150 x 60	
<b>PICCOLO F</b> <b>Y</b> x <b>X</b> 230 mm 80 mm 	65	52	PC F 65 G		PC F 65 T	B	
	85	72	PC F 85 G		PC F 85 T	195	
	65	52	ABS F 65 G		ABS F 65 T	L x S	
	85	72	ABS F 85 G		ABS F 85 T	210 x 60	
<b>PICCOLO H</b> <b>Y</b> x <b>X</b> 170 mm 140 mm 	95	81.7	PC H 95 G		PC H 95 T	B x A	
	95	81.7	ABS H 95 G		ABS H 95 T	130 x 100	
<b>PICCOLO M</b> <b>Y</b> x <b>X</b> 230 mm 140 mm 	95	81.7	PC M 95 G		PC M 95 T	B x A	
	95	81.7	ABS M 95 G		ABS M 95 T	190 x 100	
	125	111.7	PC MH 125 G		PC MH 125 T	S x L	
	125	111.7	ABS MH 125 G		ABS MH 125 T	212 x 122	

External height **Y** External width **X** External depth **Z** Free internal mounting height **C** Mounting plate assembly **B** x **A** Wall mounting **L** x **S**



FP 22040  
fastening lug measures



## SYMBOLS AND ABBREVIATIONS

### PC B 65 T

- Cover G = Grey
- T = Smoked grey
- Y = colour of the enclosure
- Total height = base + cover
- Enclosure size
- Enclosure range/type
- PC polycarbonate smooth sides
- ABS ABS grey, smooth sides
- SABS ABS signal Y=yellow smooth sides
- EMC polycarbonate, painted for EMC-shielding, smooth sides
- PBPC polycarbonate, push buttons in cover 1 = one hole  
1M = one hole miniature size

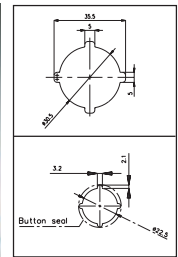
## PICCOLO EMC, PICCOLO YELLOW AND PICCOLO PUSH BUTTONS

FIBOX PICCOLO EMC POLYCARBONATE ENCLOSURE			
ORDER SYMBOL		DIMENSIONS mm	
EMC PC B 65 G		110 x 80 x 65	<b>REMOVING PRODUCT</b>
EMC PC C 65 G		140 x 80 x 65	
EMC PC D 65 G		170 x 80 x 65	
EMC PC F 65 G		230 x 80 x 65	
EMC PC H 95 G		170 x 140 x 95	
EMC PC M 95 G		230 x 140 x 95	
FIBOX PICCOLO BUSH BUTTON ENCLOSURES			
PBPC B 85 G 1	∅ 30.5 MM	110 x 80 x 85	<b>REMOVING PRODUCT</b>
PBPC D 85 G 2		170 x 80 x 85	
PBPC F 85 G 3		230 x 80 x 85	
PBPC H 95 G 4		170 x 140 x 95	
PBPC M 95 G 6		230 x 140 x 95	
PBPC B 85 G 1M		∅ 22.5 MM	
PBPC C 85 G 2M	140 x 80 x 85		
PBPC D 85 G 3M	170 x 80 x 85		
PBPC F 85 G 4M	230 x 80 x 85		
FIBOX PICCOLO SIGNAL ABS ENCLOSURE			
SABS B 65 Y		110 x 80 x 65	<b>REMOVING PRODUCT</b>
SABS C 65 Y		140 x 80 x 65	
SABS D 65 Y		170 x 80 x 65	
SABS F 65 Y		230 x 80 x 65	
SABS H 95 Y		170 x 140 x 95	
SABS M 95 Y		230 x 140 x 95	

A standard PICCOLO EMC shielded plastic enclosure family for fulfilling the newest European regulations of electromagnetic compatibility. Five different standard sizes available ex stock with 40 to 60 db attenuation through reliable Ni-coating inside the enclosure.



Choose PICCOLO PB Polycarbonate enclosures to house 30.5 mm or 22.5 mm pushbuttons in corrosive environments. Piccolo PB enclosures feature high impact resistance, stylish design, and light grey colour.



Bright Yellow PICCOLO enclosure with black cover screws for places where visible safety is needed.








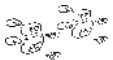
Data subject to change without notice.



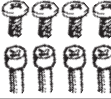


## TECHNICAL INFORMATION

PROPERTY	POLYCARBONATE (PC)	ABS	CONFORMITY TO STANDARDS (UL, CSA, CE, Lloyds, BV, FI)
Ingress Protection (EN 60529)	IP66/IP67	IP66/67	<b>USA</b> Enclosures for Electrical Equipment PC: UL Type 1, 4X, 6, 12 and 13 (UL 50/508) ABS: NEMA 1, 4, 4X, 6, 12 and 13
Impact Resistance (EN 50102)	IK 08	IK 07	<b>Canada</b> Industrial Control Equipment Enclosures for Electrical Equipment/ULc
Temperature Range (short term)	Celsius -40°...120°C Fahrenheit -40°...250°F	-40°...80°C -40°...175°F	<b>Europe</b> Enclosures for Switch Gear and Control Gear Assemblies EN 50298:1998
Temperature Range (continuous)	Celsius -40°...80°C Fahrenheit -40°...175°F	-40°...60°C -40°...140°F	<b>Europe</b> Safety of Information Technology Equipment EN 60950
Electrical Insulation	Totally insulated ☐	Totally insulated ☐	<b>Australia</b> Enclosures for switch gear and control gear AS 3132-1991
Light Grey Parts Colour	RAL 7035 Industry Grey	RAL 7035 Industry Grey	
Transparent Clear PC Cover	Clear Transparent	Clear Transparent	
Cover Screws	RAL 7035	RAL 7035	
Cover Screws	Polyamide (PA)	Polyamide (PA)	
Gasket	PUR	PUR	
Enclosure Flammability Rating	UL94-5V	UL94HB	UL 746 C 5 in. vertical flame test
Glow Wire Test	960°C	650°C	IEC 695-2-1, Self-extinguishing
Non-toxicity	Halogen Free	Halogen Free	
UV resistance	UL 508 720 hours in "Weatherometer"		
Chemical Resistance *	Good	Good	

Data subject to change without notice. \* Consult separate raw material data for more detailed information

## ACCESSORIES

Product	Order symbol	Size mm	
Mounting plate 	B-MP C-MP D-MP F-MP H-MP M-MP	80 x 54 110 x 54 140 x 54 200 x 54 125 x 94 185 x 94	
Mounting rail DIN 35 	B-3 CHM-3 DH-3 FM-3	35 x 80 35 x 110 35 x 140 35 x 200	
Inspection windows 	L02 L04 L06 L08 L10	60 x 77 96 x 77 130 x 77 162 x 77 199 x 77	
Ventilation device 	MB 10631		
Hinges 	TH A		
Hinges, 1 pair incl. screws 	PA 22039		

Product	Order symbol	Size mm	
Mounting foot kit, 2 pcs incl. screws 	FP 22040		
Mounting foot kit, 4 pcs incl. screws 	FP 22046		
Screw sets 	MB S-20 KN MB S-40 KN MB S-20 BKN MB S-40 BKN		
Cover screws 	Grey S-20 S-40 Black S-20B S-40B	0.8 1.6 0.8 1.6	20 40 20 40
Mounting screw 	KN 3.9 x 9.5		

## CUSTOMISATION

Enclosures can be machined, painted, screen printed and preassembled to meet your customisation requirements. Fibox's service centre offers complete CNC machining, hinge mounting, screen printing, assembly and much more. Our wide selection of enclosures and accessories can be customised to create a unique enclosure meeting your application requirements.

