

NOTES:

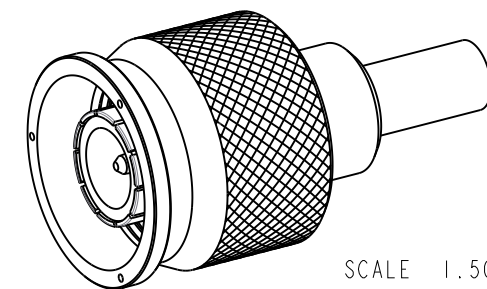
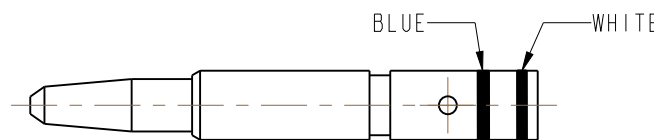
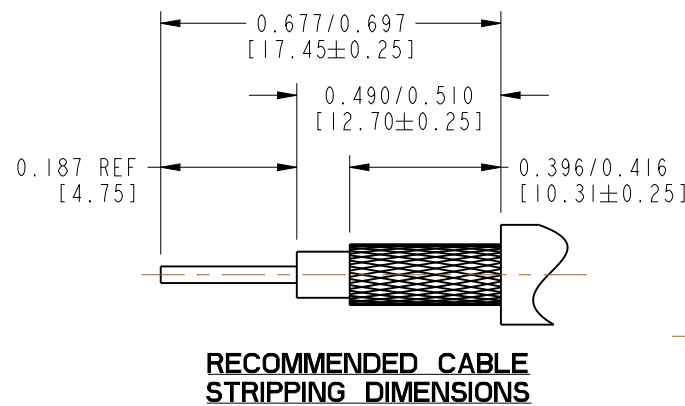
1. MATERIALS AND FINISHES:  
 BODY & COUPLING NUT - BRASS, SILVER PLATING  
 CONTACT - BRASS, GOLD PLATING  
 CONTACT-OUTER - BeCu, GOLD PLATING  
 INSULATOR - PTFE, NATURAL  
 GASKET - SILICONE RUBBER, RED  
 FERRULE - COPPER, GOLD PLATING  
 RETAINING RING - PHOSPHOR BRONZE
2. PACKAGING:  
 A. QUANTITY: SINGLE PACK  
 B. MARKING: BAG TO BE MARKED  
 "AMPHENOL RF, 82-4451, AND DATE CODE"
3. CABLE ASSEMBLY INSTRUCTIONS:  
 A. TRIM CABLE AS SHOWN.  
 B. SLIDE FERRULE OVER CABLE. INSERT CABLE CENTER CONDUCTOR INTO CONTACT.  
 C. SOLDER OR CRIMP CONTACT TO CABLE.  
 WHEN CRIMPING CONTACT TO CABLE, CRIMP WITH AMPHENOL TOOL 227-944 & DIE SET 227-1221-57 CAVITY 'B' OR MILITARY TOOL M22520/1-14.  
 D. INSERT CABLE INTO CONNECTOR WITH BRAID OVER KNURL UNTIL IT BOTTOMS.  
 E. CRIMP FERRULE WITH AMPHENOL TOOL 227-944 & DIE SET 227-1221-57 CAVITY 'A' OR MILITARY TOOL M22520/5-57 CLOSURE A.

4 SHOWS CABLE STRIPPING DIMENSIONS.

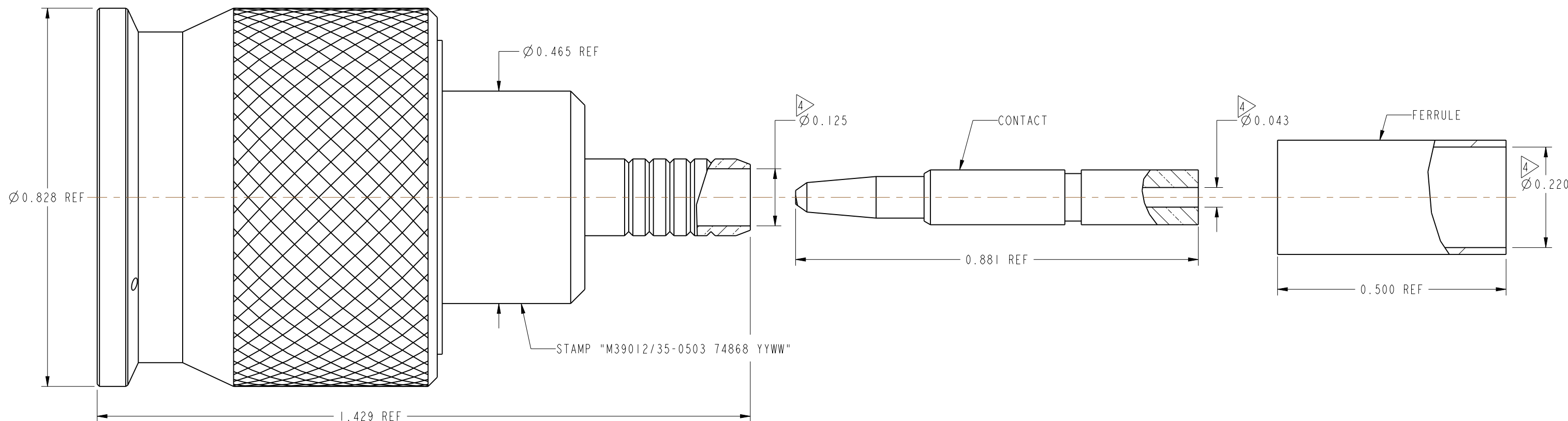
THIRD ANGLE PROJ.

REVISIONS

REV	DESCRIPTION	DATE	ECN	APPR
--	RELEASE TO MFG.	--	--	--
R	REDRAWN IN PRO-E & COD ADDED WHITE COLOR BAND ON CENTER CONTACT WAS GRAY	08-Aug-19	12524	CJV



**MIL-C-39012 INSPECTION**



**CUSTOMER OUTLINE DRAWING**

ALL OTHER SHEETS ARE FOR INTERNAL USE ONLY

**THIS CONNECTOR IS COVERED BY U.S. PATENT 3,439,294 & 3,474,391**

UNLESS OTHERWISE SPECIFIED, DIMENSIONS ARE IN METRIC AND TOLERANCES ARE: <0.5mm ±0.05mm    0.5 - 6mm ±0.1mm    6 - 30mm ±0.2mm    30 - 120mm ±0.3mm    ANGLES ±1°	MATERIAL SEE NOTES	DRAWN A ARUN PRABU	DATE 08-Jan-14	TITLE TYPE SC PLUG MIL-CRIMP (CATEGORY D) FOR RG-142B & RG 400/U CABLES	Amphenol RF www.amphenolrf.com
	REFERENCE EAR# --- REF:	ENGINEER K. CAPOZZI	DATE 08-Jan-14		
NOTICE - These drawings, specifications, or other data (1) are, and remain the property of Amphenol corp. (2) must be returned upon request; and (3) are confidential and not to be disclosed to any person other than those to whom they are given by Amphenol Corp. the furnishing of these drawings, specifications, or other data by Amphenol Corp., or to any other person to anyone for any purpose is not to be regarded by implication or otherwise in any manner licensing, granting rights to permitting such holder or any other person to manufacture, use or sell any product, process or design, patented or otherwise, that may in any way be related to or disclosed by said drawings, specifications, or other data.	CONFIGURATION LEVEL: In Work	APPROVED K. CAPOZZI	DATE 08-Aug-19	SCALE: 4.6:1.0	DRAWING NO. 82-4451 ITEM NO. 82-4451 PART NO. 82-4451
	FINISH	CAD FILE	DATE 08-Aug-19	SHEET 2 OF 2	