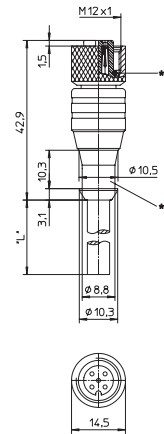


M12-Round-Plug Connector, Single-Ended Cordsets, According to IEC 61076-2-101

RKT | RKWT


3-, 4-, 5-, 8-, and 12-Poles

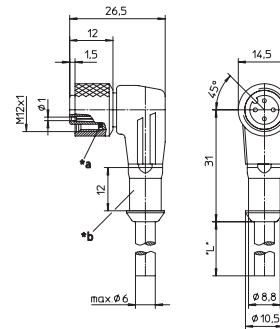
Actuator/sensor cordset, single-ended, M12, 3-, 4-, 5-, 8-, and 12-poles, female straight connector with self-locking thread and molded cable.

RKT


*a O-ring
*b Hose mounting

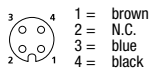


Actuator/sensor cordset, single-ended, M12, 3-, 4-, 5-, 8-, and 12-poles, female 90° connector with self-locking thread and molded cable.

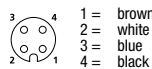
RKWT


*a O-ring
*b Hose mounting

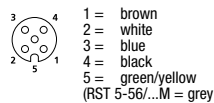
Pin Assignments

M12 - Male
3 poles


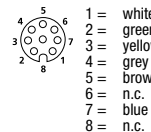
1 = brown
2 = N.C.
3 = blue
4 = black

4 poles


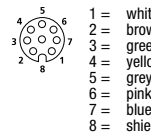
1 = brown
2 = white
3 = blue
4 = black

5 poles


1 = brown
2 = white
3 = blue
4 = black
5 = green/yellow
(RST 5-56/...M = grey)

6 poles


1 = white
2 = green
3 = yellow
4 = grey
5 = brown
6 = n.c.
7 = blue
8 = n.c.

8 poles


1 = white
2 = brown
3 = green
4 = yellow
5 = grey
6 = pink
7 = blue
8 = shield

12 poles


1 = brown
2 = blue
3 = white
4 = green
5 = pink
6 = yellow
7 = black
8 = grey
9 = red
10 = violet
11 = grey/pink
12 = red/blue



M12-Round-Plug Connector, Single-Ended Cordsets, According to IEC 61076-2-101

RKT | RKWT

Technical Data

Environmental

Degree of protection IP 67 / NEMA 6P
Operating temperature range -25°C (-13°F) / +80°C (+176°F)

Mechanical

Housing / Molded body TPU
Insert TPU
Contact CuSn (12 poles: CuZn), pre-nickeled and 0.3 microns gold-plated
Coupling nut CuZn, nickel-plated
O-ring FKM

Electrical

Contact resistance ≤ 5 mΩ
Nominal current at 40°C 3–5 poles 4 A, 6–12 poles 2 A
Rated voltage 3–4 poles 250 V
5 poles 63 V, 6–12 poles 36 V

Cable Specifications

Cable No.	Outer Jacket	Conductor Size	Jacket Color	OD
06	PVC	3 x 0.34 mm ²	Orange	.197" (5.0 mm)
07	PVC	4 x 0.25 mm ²	Orange	.197" (5.0 mm)

Cable No.	Outer Jacket	Conductor Size	Jacket Color	OD
56	PVC	5 x 0.34 mm ²	Orange	.224" (5.7 mm)
224	PUR, halogen-free	3 x 0.34 mm ²	Black	.169" (4.3 mm)
225	PUR, halogen-free	4 x 0.34 mm ²	Black	.185" (4.7 mm)
228	PUR, halogen-free	5 x 0.50 mm ²	Black	.213" (5.4 mm)
251	PUR, halogen-free welding spark proof	4 x 0.34 mm ²	Orange	.185" (4.7 mm)
259	PUR, halogen-free welding spark proof	5 x 0.50 mm ²	Orange	.217" (5.5 mm)
260	PUR, halogen-free welding spark proof	3 x 0.34 mm ²	Orange	.177" (4.5 mm)
268	PUR, halogen-free welding spark proof	6 x 0.34 mm ²	Orange	.236" (6.0 mm)
282	PUR, halogen-free	7 x 0.25 mm ²	Black	.236" (6.0 mm)
337	PUR, halogen-free	6 x 0.34 mm ²	Black	.236" (6.0 mm)
346	PUR, halogen-free	12 x 0.25 mm ²	Black	.252" (6.4 mm)

Part Number		Pins	Outer Jacket	Standard Cable Lengths	Characteristics
RKT 4-3-06/...M	RKWT 4-3-06/...M	3	PVC	2 M / 5 M / 10 M	
RKT 4-3-224/...M	RKWT 4-3-224/...M		PUR, halogen-free	2 M / 5 M / 10 M	
RKT 4-3-260/...M	RKWT 4-3-260/...M		PUR, halogen-free / welding spark proof	2 M / 5 M / 10 M	
RKT 4-07/...M	RKWT 4-07/...M	4	PVC	2 M / 5 M / 10 M	
RKT 4-225/...M	RKWT 4-225/...M		PUR, halogen-free	2 M / 5 M / 10 M	
RKT 4-251/...M	RKWT 4-251/...M		PUR, halogen-free / welding spark proof	2 M / 5 M / 10 M	
RKT 5-56/...M	RKWT 5-56/...M	5	PVC	2 M / 5 M / 10 M	
RKT 5-228/...M	RKWT 5-228/...M		PUR, halogen-free	2 M / 5 M / 10 M	
RKT 5-259/...M	RKWT 5-259/...M		PUR, halogen-free / welding spark proof	2 M / 5 M / 10 M	
RKT 8-6-268/...M	RKWT 8-6-268/...M	6	PUR, halogen-free / welding spark proof	2 M / 5 M / 10 M	
RKT 8-6-337/...M	RKWT 8-6-337/...M		PUR, halogen-free / welding spark proof	2 M / 5 M / 10 M	
RKT 8-282/...M	RKWT 8-282/...M	8	PUR, halogen-free	2 M / 5 M / 10 M	
RKT 12-346/...M	RKWT 12-346/...M	12	PUR, halogen-free	2 M / 5 M / 10 M	