

# GCJ31CR71A226KE01#

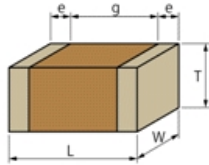
“#” indicates a package specification code.



< List of part numbers with package codes >

GCJ31CR71A226KE01L      GCJ31CR71A226KE01K

## Appearance & Shape



## References

Packaging	Specifications	Standard Packing Quantity
L	180Embossed Tape	2000
K	330Embossed Tape	6000

Mass (typ.)	
1 piece	52.0mg
φ180mm Reel	144g

## Notices

Resin external electrode products

### Attention

- 1.This datasheet is downloaded from the website of Murata Manufacturing Co., Ltd. Therefore, it's specifications are subject to change or our products in it may be discontinued without advance notice. Please check with our sales representatives or product engineers before ordering.
- 2.This datasheet has only typical specifications because there is no space for detailed specifications.  
Therefore, please review our product specifications or consult the approval sheet for product specifications before ordering.

# GCJ31CR71A226KE01#

“#” indicates a package specification code.



## Specifications

Length	3.2±0.3mm
Width	1.6±0.3mm
Thickness	1.6±0.3mm
Capacitance	22μF ±10%
Distance between external terminals g	1.5mm min.
External terminal size e	0.3 to 1.0mm
Operating Temperature Range	-55°C to 125°C
Rated Voltage	10Vdc
Size code in inch(mm)	1206 (3216M)
Capacitance change rate	±15.0%
Temperature characteristics (complied standard)	X7R(EIA)
Temperature range of temperature characteristics	-55°C to 125°C

### Attention

1.This datasheet is downloaded from the website of Murata Manufacturing Co., Ltd. Therefore, it's specifications are subject to change or our products in it may be discontinued without advance notice. Please check with our sales representatives or product engineers before ordering.

2.This datasheet has only typical specifications because there is no space for detailed specifications.

Therefore, please review our product specifications or consult the approval sheet for product specifications before ordering.

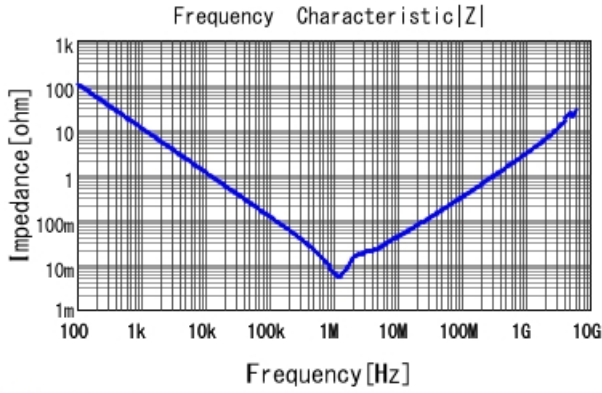
# GCJ31CR71A226KE01#

"#" indicates a package specification code.

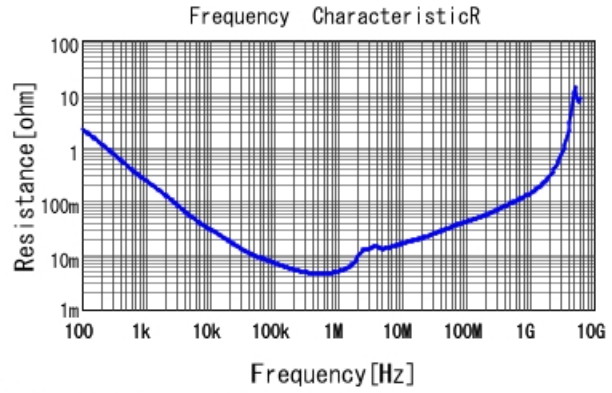


## Characteristic Data

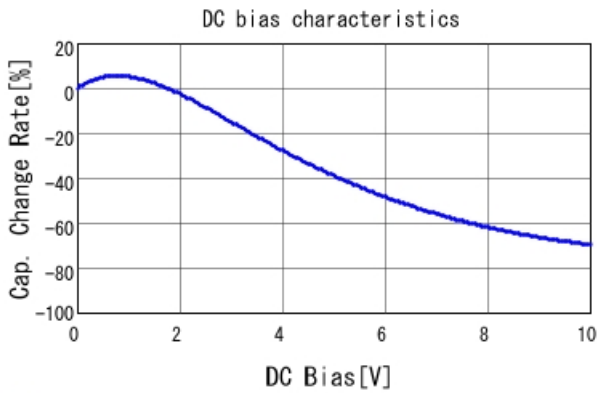
The charts below may show another part number which shares its characteristics.



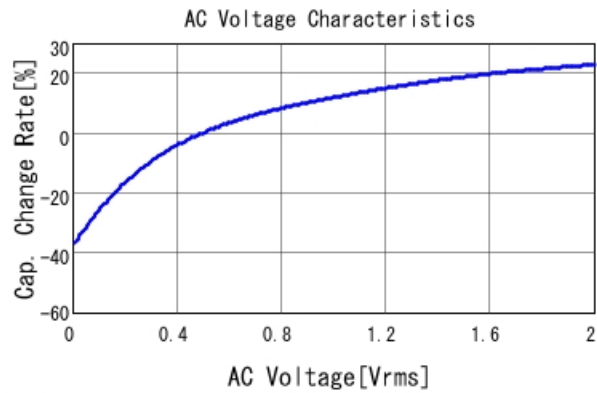
■ GCJ31CR71A226KE01 |Z| DC0V, 25degC



■ GCJ31CR71A226KE01 R DC0V, 25degC



■ GCJ31CR71A226KE01 C-DC bias capchange, 25.0degC, AC0.



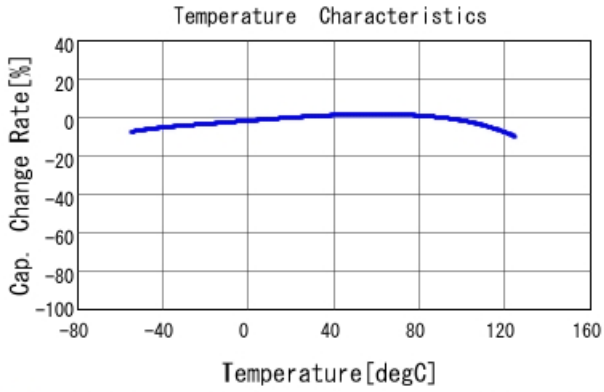
■ GCJ31CR71A226KE01 C-AC Voltage capchange, DC0V, 25.0d

**Attention**

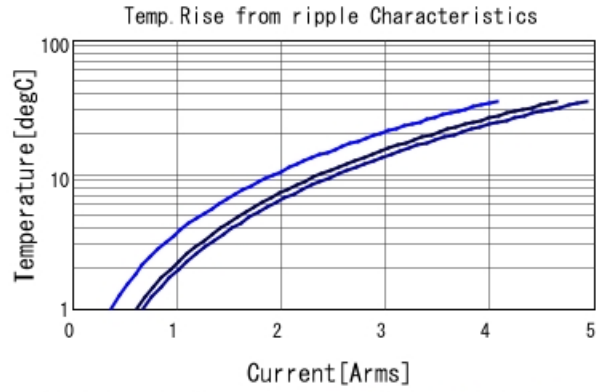
- 1.This datasheet is downloaded from the website of Murata Manufacturing Co., Ltd. Therefore, it's specifications are subject to change or our products in it may be discontinued without advance notice. Please check with our sales representatives or product engineers before ordering.
- 2.This datasheet has only typical specifications because there is no space for detailed specifications. Therefore, please review our product specifications or consult the approval sheet for product specifications before ordering.

# GCJ31CR71A226KE01#

“#” indicates a package specification code.



■ GCJ31CR71A226KE01 C-Temp. capchange, DCO. 0V, ACO. 5Vrm



GCJ31CR71A226KE01 Temp. rise ■ 80kHz ■ 400kHz ■ 800kHz

**Attention**

- 1.This datasheet is downloaded from the website of Murata Manufacturing Co., Ltd. Therefore, it's specifications are subject to change or our products in it may be discontinued without advance notice. Please check with our sales representatives or product engineers before ordering.
- 2.This datasheet has only typical specifications because there is no space for detailed specifications. Therefore, please review our product specifications or consult the approval sheet for product specifications before ordering.