

CIRCUIT BREAKER 400V 6KA, 3-POLE, C, 10A,  
D=70MM WITH SCREWLESS TAP-OFF TERMINAL



Figure similar

General technical data		
Number of poles		3
Number of poles / Note		3P
Tripping characteristic class		C
circuit-breaker / Design		5SJ6
Mechanical service life (switching cycles) / typical		20 000
Overvoltage category		3
Voltage		
Insulation voltage / with AC / Rated value	V	440
Supply voltage		
Supply voltage frequency / Rated value	Hz	50
Protection class		
Protection class IP		IP20, with connected conductors
Energy limiting class		3
Switching capacity		
Switching capacity current		
• acc. to EN 60898 / Rated value	kA	6
• acc. to IEC 60947-2 / Rated value	kA	6
Dissipation		
Active power loss		
• for rated value of the current / with AC / in hot operating state / per pole	W	1.3
Electricity		

Current / with AC / Rated value	A	10
<b>Main circuit</b>		
<b>Operating voltage</b>		
• minimum	V	24
• for DC / Rated value / maximum	V	60
• with single-phase operation / with AC / maximum	V	250
• with multi-phase operation / with AC / maximum	V	440
<b>Product details</b>		
Product feature / Touch protection		Yes
<b>Product property</b>		
• halogen-free		Yes
• sealable		Yes
• silicon-free		Yes
Product expansion / can be installed / supplementary devices		No
<b>Product function</b>		
Product function / neutral conductor switching		No
<b>Number</b>		
Number of test cycles / for environmental testing / acc. to IEC 60068-2-30		6
<b>Connections</b>		
<b>Connectable conductor cross-section / stranded</b>		
• minimum	mm <sup>2</sup>	0.75
• maximum	mm <sup>2</sup>	25
<b>Connectable conductor cross-section</b>		
• on plug-type connection / using the upper clamping point / without core end processing		
— minimum	mm <sup>2</sup>	1.5
— maximum	mm <sup>2</sup>	4
• solid		
— minimum	mm <sup>2</sup>	0.75
— maximum	mm <sup>2</sup>	25
• finely stranded / with core end processing		
— minimum	mm <sup>2</sup>	1.5
— maximum	mm <sup>2</sup>	2.5
Type of electrical connection / Plug-in terminals / Note		Screwless terminals on the outgoing side for 1.5 to 4mm <sup>2</sup>
<b>Mechanical Design</b>		
<b>Height</b>	mm	90

Width	mm	54
Depth	mm	76
mounting position		any
Installation depth	mm	70
Number of width units		3

#### Environmental conditions

<b>Influence of the surrounding temperature</b>		Periodically +55°C, max. 95% humidity
<b>Ambient temperature</b>		
• minimum	°C	-25
• maximum	°C	45
• during storage / minimum	°C	-40
• during storage / maximum	°C	75

#### Certificates

<b>Equipment marking</b>		
• acc. to DIN EN 61346-2		F
• acc. to DIN EN 81346-2		F

#### General Product Approval

#### Test Certificates



[other](#)

#### Further information

##### Information- and Downloadcenter (Catalogs, Brochures,...)

<http://www.siemens.com/lowvoltage/catalogs>

##### Industry Mall (Online ordering system)

<https://eb.automation.siemens.com/mall/en/WW/Catalog/Product/5SJ63107KS>

##### Service&Support (Manuals, Certificates, Characteristics, FAQs,...)

<http://support.automation.siemens.com/WW/view/en/5SJ63107KS/all>

##### Image database (product images, 2D dimension drawings, 3D models, device circuit diagrams, ...)

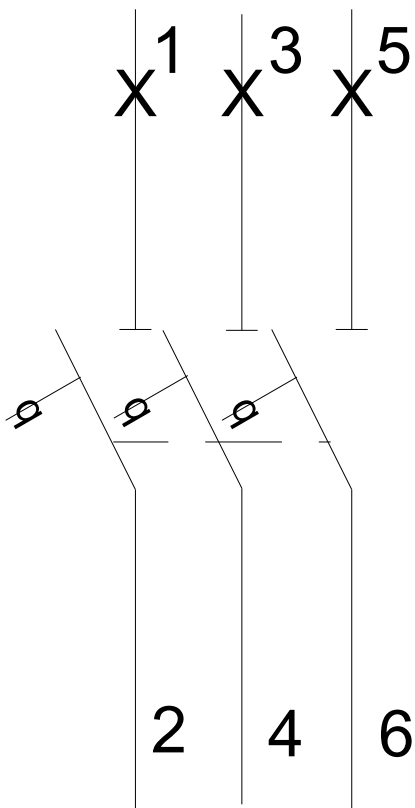
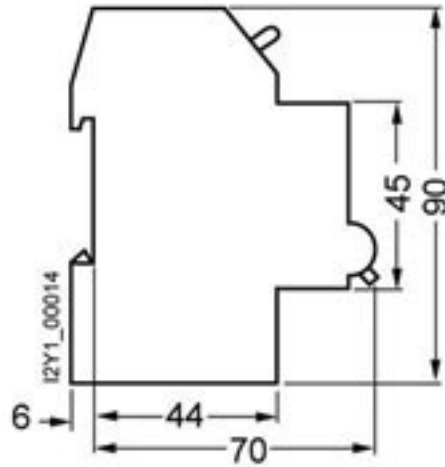
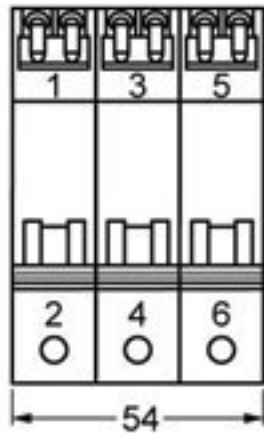
[http://www.automation.siemens.com/bilddb/cax\\_en.aspx?mlfb=5SJ63107KS](http://www.automation.siemens.com/bilddb/cax_en.aspx?mlfb=5SJ63107KS)

##### CAX-Online-Generator

<http://www.siemens.com/cax>

##### Tender specifications

<http://ausschreibungstexte.siemens.com/tiplv>



last modified:

11.03.2015