


Surface Mount Sense Resistors

OARS, OARS-XP, OARSZ Series

- Flexible leads for thermal expansion
- Open-air design reduces PCB heating
- Values down to 1milliohm
- Element TCR $\pm 20\text{ppm}/^\circ\text{C}$
- Zero-ohm 65A jumper version
- RoHS compliant



 All parts are Pb-free and comply with EU Directive 2011/65/EU (RoHS2)

Electrical Data

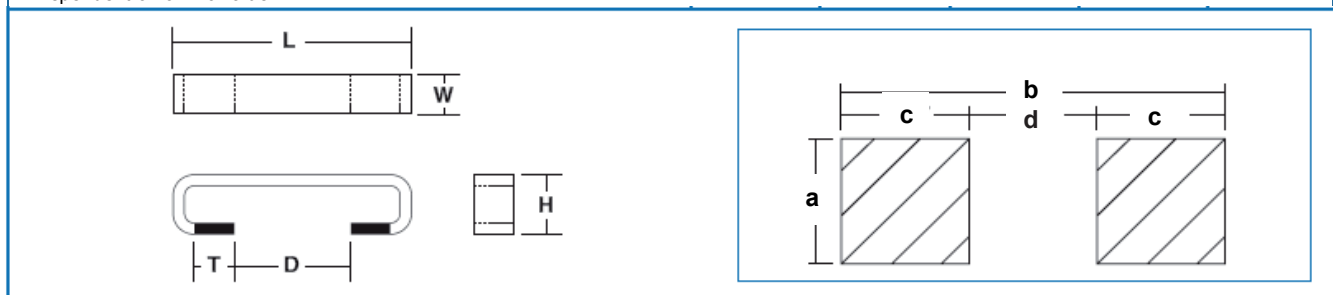
| | | OARS1 | OARS3 | OARS-XP |
|---|-----------|--|--------------------|-------------------------------|
| Power rating at 70°C ambient, or 140°C terminal temperature | watts | 2 | 3 | 5 |
| Resistance range | ohms | R002 to R050 | R002 to R015 | R001 to R025 |
| Resistance Tolerance | % | $\leq R002: 5, > R002: 1, 5$ | | |
| Standard Values (Enquire for unlisted values) | milliohms | 2, 3, 4, 5, 10, 15, 20, 22, 25, 30, 40, 50 | 2, 3, 4, 5, 10, 15 | 1, 2, 2.5, 5, 7.5, 10, 20, 25 |
| Inductance | nH | <10 | | |
| Ambient temperature range | °C | -55 to +160 | | |

| | | OARS-1Z | Comments |
|--------------------------------|-----------|-------------|-----------------|
| Current rating at 25°C ambient | amps | 65 | Zero-ohm jumper |
| Max residual resistance | milliohms | 0.3 | |
| Ambient temperature range | °C | -55 to +160 | |

Physical Data

| Dimensions (mm) and recommended solder pads | | | | | | | | | |
|---|---------------------|--------------------|--------------------|--------------------|--------------------|--------|--------|--------|--------|
| Type | L | H | T | D | W | a nom. | b nom. | c nom. | d nom. |
| OARS1/3 >R003, OARS-1Z | 11.18 ± 0.38 | 3.05 ± 0.76 | 2.36 ± 0.25 | 4.83 ± 0.76 | 3.18 ± 0.38 | 4.07 | 9.37 | 3.07 | 3.23 |
| OARS1/3 - R003 | | 3.51 ± 0.76 | | | | | | | |
| OARS1/3 - R002 | 11.56 ± 0.38 | 2.28 to 4.57* | | 4.83 ± 0.76 | 6.35 ± 0.38 | 7.24 | | | |
| OARS-XP | 10.7 to 12.0* | | | | | | | | |

* Dependent on ohmic value



General Note

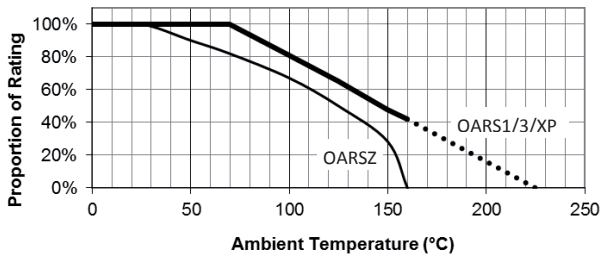
TT Electronics reserves the right to make changes in product specification without notice or liability. All information is subject to TT Electronics' own data and is considered accurate at time of going to print.

OARS, OARS-XP, OARSZ Series

Performance Data (AEC-Q200)

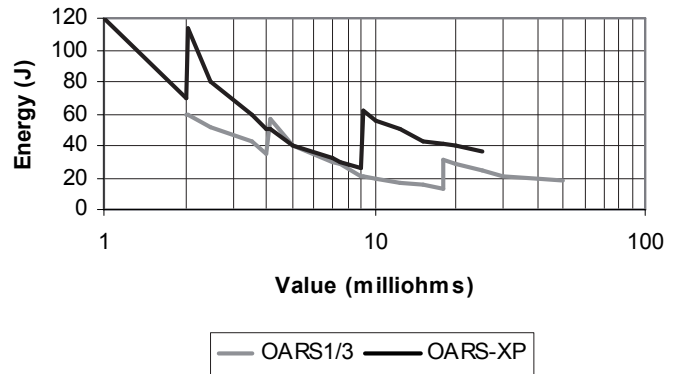
| | OARS1/3 | <R004 | R004 to R015 | >R015 |
|------------------------------|---------|------------------------------|--------------|-------|
| | OARS-XP | <R002 | R002 to R007 | >R007 |
| TCR (-55 to 125°C) | ppm/°C | 240 | 40 | 40 |
| Thermal Shock | ΔR% | 0.75 | 0.75 | 0.75 |
| High Temp. Exposure (125°C) | ΔR% | 1.75 | 0.5 | 1 |
| Temp. Cycling (-40 to 125°C) | ΔR% | 1 | 1 | 0.75 |
| Operational Life | ΔR% | 2 | 1 | 1 |
| Biased Humidity | ΔR% | 0.75 | 0.5 | 0.5 |
| Mechanical Shock | ΔR% | 1.5 | 1 | 1 |
| Vibration | ΔR% | 1 | 1 | 1 |
| Terminal Strength | | Meets JIS-C-6429 | | |
| Solvent Resistance | | Meets MIL-STD-002 Method 215 | | |
| Solderability | | Meets J-STD-002 Method B | | |

Temperature Derating



Note: For OARS1/3/XP this relates to power rating, for OARSZ it relates to current rating.

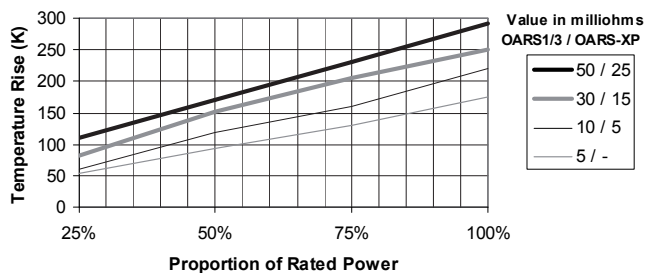
Pulse Energy Rating



Note: This graph relates to single pulses of short duration (≤ 100ms). Higher energy limits apply for longer pulses and overloads

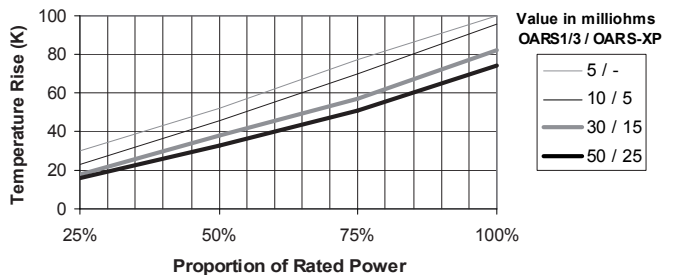
Hot Spot Temperature Rise

7.6mm x 7.6mm pads, 2 oz copper on FR4, still air



Joint Temperature Rise

7.6mm x 7.6mm pads, 2 oz copper on FR4, still air



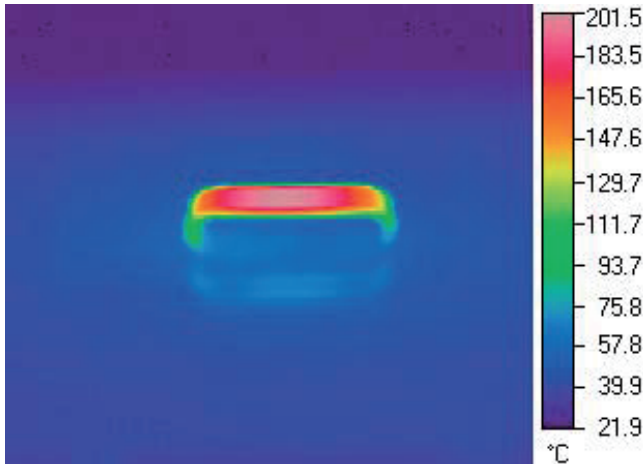
Note: Temperature rise data are given here for typical mounting conditions. Actual figures depend on PCB copper weight, mounting pad size, track width and substrate type. Also, the open air format responds better to forced air cooling than chip format resistors. For values below 5 milliohms allowance should be made for heat generated in the copper tracks themselves. Application-specific guidance is available on request.

General Note


TT Electronics reserves the right to make changes in product specification without notice or liability. All information is subject to TT Electronics' own data and is considered accurate at time of going to print.

OARS, OARS-XP, OARSZ Series

Thermal Performance Examples



OARS1-R005 at 2W



OARSXP-R0025 at 5W


These thermal images were taken under ambient conditions of still air at 25°C with the components mounted on horizontal standard test boards as defined below.

JEDEC standard circuit board:

2" (50.8mm) square FR4

2 outer power planes, 2 ounce (70μ) Cu
1" (25.4mm) square exposed

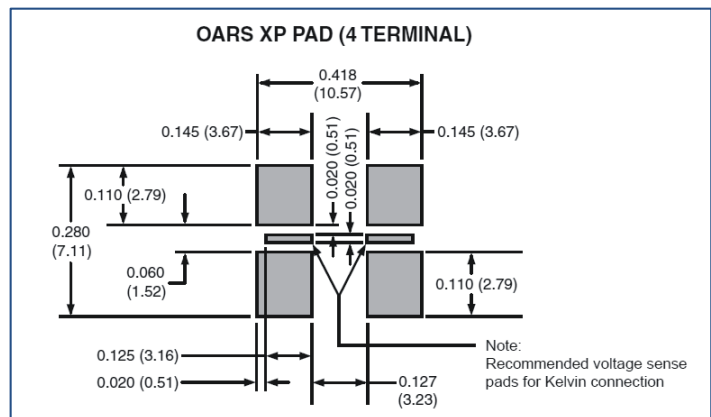
2 inner signal planes, 1 ounce (35μ) Cu
(continuous planes)



In contrast to the flat chip format, the OARS format keeps the hot spot thermally distant from the solder joints and reduces undesirable heat delivery into the PCB. Further thermal images for other ohmic values and power dissipations are available on request.

Kelvin (4 Terminal) Mounting

For high precision applications a Kelvin (4 Terminal) mounting method is recommended. An example to illustrate the design principle is shown. High current connections are made to the two pairs of larger pads, whilst the voltage sense connections are made to the two smaller central pads.



General Note

TT Electronics reserves the right to make changes in product specification without notice or liability. All information is subject to TT Electronics' own data and is considered accurate at time of going to print.

OARS, OARS-XP, OARSZ Series

Construction

Copper terminations are welded to resistance alloy strip which is then formed. Value adjustment is achieved by control of width, without the need for subsequent abrasion or notch trimming.

Pb-free termination finish is 96% Sn / 4% Ag alloy.

Flammability

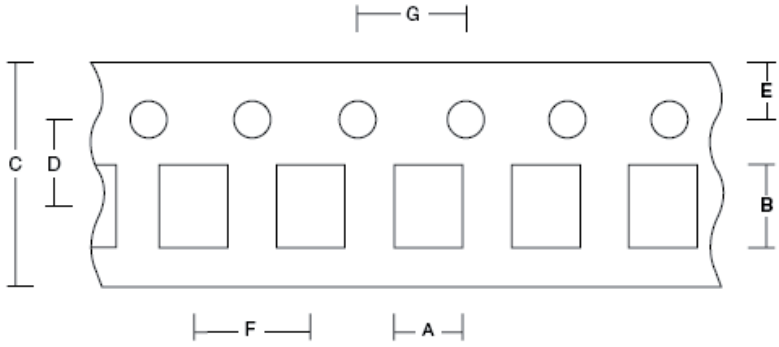
The resistor will not burn or emit incandescent particles under any condition of applied temperature or overload.

Marking

The parts are legend marked with ohmic value and tolerance code.

Packaging Data

| Dimensions (mm) | | | | | | | |
|-------------------------|-----------|-----------|--------|----------|----------|--------|-------|
| Type | A | B | C | D | E | F | G |
| OARS1/3, OARS-1Z | 4.32±0.08 | 11.7±0.08 | 24±0.3 | 11.5±0.1 | 1.75±0.1 | 8±0.1 | 4±0.1 |
| OARS-XP-R001 | 7.21±0.1 | 11.94±0.1 | | | | 12±0.1 | |
| OARS-XP >R001 | | 11.56±0.1 | | | | | |



General Note

TT Electronics reserves the right to make changes in product specification without notice or liability.

All information is subject to TT Electronics' own data and is considered accurate at time of going to print.

