




KUT10N - Product Details

General Information

Company	Elmex Group
Product Category	Terminal Blocks
Product Group	Feed Through Terminal Blocks
Connection Method	Screw Connection

Product Data

Product Name	KUT10N
Product Image	
Line Diagram	
Short Description	Feed Through Terminal Block - Screw Connection
Full Description	Terminal Type - KUT10N , Feed-through terminal block for photo voltaic applications , nominal voltage: 1000 V, nominal current: 63 A, connection method: Screw connection, number of connections: 2, cross section: 1.5 mm ² - 16 mm ² , AWG: 16 - 6, width: 10 mm , length: 44.25 mm , height : 51 mm , mounting type: NS 35/7.5, NS 35/15 , NS 32/15
Approvals	
Standard Colour	Gray
Colour Variants	Black , Blue , Green , Khakhi , Red , Yellow ,

Key Commercial Data

Standard Weight	2.2 Kg
Weight per Piece (excluding packing)	20 g
Packing Unit	100 pc
Minimum Order Quantity	100 pc
GTIN Number	85389000
Country Of Origin	INDIA

Technical Data - General

Number of levels	1
------------------	---

Number of connections	2
Potentials	1
Nominal cross section	10 mm ²
Insulating Material	Polyamide 6 , 6
Clamping Material	CRCA
Flammability rating acc. to UL 94	V2
Area of application	
Rated surge voltage	8 kV
Degree of pollution	3
Overvoltage category	III
Maximum power dissipation for nominal condition	2.01 W
Nominal Current I _N	63 A
Nominal Voltage U _N	1000 V
Open side panel	Yes
Back of the hand protection	Guaranteed
Finger Protection	Guaranteed
Result Of Surge Voltage Test	Test passed
Surge Voltage Test Setpoint	9.8 kV
Result of power-frequency withstand voltage test	Test passed
Power frequency withstand voltage setpoint	2.2 kV
Result of the test for mechanical stability of terminal points	Test passed
Result of bending test	Test passed
Bending test rotation speed	9
Bending test turns	135
Bending test conductor cross section/weight	1.5 mm ² / 0.4 kg ,10 mm ² / 2 kg ,16 mm ² / 2.9 kg
Tensile test result	Test passed
Conductor cross section tensile test	1.5 mm ²
Tractive force setpoint	40 N
Conductor cross section tensile test	10 mm ²
Tractive force setpoint	90 N
Conductor cross section tensile test	16 mm ²
Tractive force setpoint	100 N
Result of tight fit on support	Test passed
Tight fit on carrier	NS 32/NS 35
Setpoint	5
Result of voltage-drop test	Test passed
Requirements, voltage drop	<=3.2 mV
Result of temperature-rise test	Test passed

Short circuit stability result	Test passed
Conductor cross section short circuit testing	10 mm ²
Short-time current	1.2 kA

Dimensions

Width	10 mm	0.39 inch
End cover width	1.5 mm	0.06 inch
Length	44.25 mm	1.74 inch
Height	51 mm	2.01 inch
Height NS 35/7,5	52 mm	2.05 inch
Height NS 35/15	59.5 mm	2.34 inch
Height NS 32/15	56.4 mm	2.22 inch


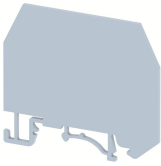


Connection Data










Screw thread	M4
Stripping length	12 mm
Tightening torque, min	1.2 Nm
Tightening torque, max	1.32 Nm
Connection in acc. with standard	IEC 60947-7-1
Conductor cross section solid min	1.5 mm ²
Conductor cross section solid max	16 mm ²
Conductor cross section AWG min, Solid	16
Conductor cross section AWG max, Solid	6
Conductor cross section flexible min	1.5 mm ²
Conductor cross section flexible max	10 mm ²
Min. AWG conductor cross section, flexible	16
Max. AWG conductor cross section, flexible	6
Conductor cross section flexible, with ferrule without plastic sleeve min	1.5 mm ²
Conductor cross section flexible, with ferrule without plastic sleeve max	10 mm ²
Conductor cross section flexible, with ferrule with plastic sleeve min	1.5 mm ²
Conductor cross section flexible, with ferrule with plastic sleeve max	10 mm ²
Internal cylindrical Gauge	A6

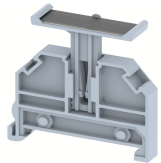


Approval Details

UL Standard	UL 1059
B - UL Nominal Voltage U_N	600 V
B - UL Nominal Current I_N	65 A
B - UL Wire Min	16 AWG
B - UL Wire Max	6 AWG
ATEX Standard	EN 60079-7
ATEX Nominal Voltage U_N	630 V
ATEX Nominal Current I_N	57 A
ATEX Cross Section Solid Min.	1.5 mm ²
ATEX Cross Section Solid Max.	16 mm ²
ATEX Cross Sec. Flexible Min.	1.5 mm ²
ATEX Cross Sec. Flexible Max.	10 mm ²

Product Accessories

End Cover				
KPXN	Height	41.50 mm	1.63 inch	
	Width	1.50 mm	0.06 inch	
	Length	41.50 mm	1.63 inch	
Partition Plate				
KNBF 2.5/10	Height	58.00 mm	2.28 inch	
	Width	1.50 mm	0.06 inch	
	Length	55.50 mm	2.19 inch	
Cover Profile				
PCK3	Height	28.00 mm	1.10 inch	
	Width	58.35 mm	2.30 inch	
	Thickness	1.00 mm	0.04 inch	
Cover Profile Carrier				
UHDD	Height	74.50 mm	2.93 inch	
	Thickness	1.50 mm	0.06 inch	
	Length	55.82 mm	2.20 inch	

End Clamp				
DCKN10	Height Width Length	33.00 mm 10.00 mm 43.50 mm	1.30 inch 0.39 inch 1.71 inch	
SCKN	Height Width Length	35.50 mm 8.00 mm 50.60 mm	1.40 inch 0.31 inch 1.99 inch	
SCNL	Height Width Length	44.10 mm 9.50 mm 50.00 mm	1.74 inch 0.37 inch 1.97 inch	
SCUDD	Height Width Length	50.00 mm 10.00 mm 55.50 mm	1.97 inch 0.39 inch 2.19 inch	
SCUN	Height Width Length	35.50 mm 9.50 mm 50.60 mm	1.40 inch 0.37 inch 1.99 inch	
SCUSL	Height Width Length	41.00 mm 8.00 mm 47.50 mm	1.61 inch 0.31 inch 1.87 inch	
Fixed Bridge				
CCLA10N				
Insertion Bridge				
SLC10N				
Marker For Terminal Blocks				
LABEL KN10	Width	10.00 mm	0.39 inch	

Marker carriers				
DCKNMLH	Height Width Length	45.50 mm 6.00 mm 43.50 mm	1.79 inch 0.24 inch 1.71 inch	
SCKNMLH	Height Width Length	45.50 mm 8.00 mm 48.00 mm	1.79 inch 0.31 inch 1.89 inch	
SCUNMLH	Height Width Length	53.50 mm 8.00 mm 50.60 mm	2.11 inch 0.31 inch 1.99 inch	

DIN Rail Perforated				
CHKDS	Height Width Thickness	15.00 mm 35.00 mm 1.50 mm	0.59 inch 1.38 inch 0.06 inch	
CHKS	Height Width Thickness	7.50 mm 35.00 mm 1.00 mm	0.30 inch 1.38 inch 0.04 inch	
CHS	Height Width Thickness	15.00 mm 32.00 mm 1.50 mm	0.59 inch 1.26 inch 0.06 inch	

DIN Rail, Unperforated				
CHK	Height Width Thickness	7.50 mm 35.00 mm 1.00 mm	0.30 inch 1.38 inch 0.04 inch	
CHKD	Height Width Thickness	15.00 mm 35.00 mm 1.00 mm	0.59 inch 1.38 inch 0.04 inch	

End Cap				
CHKENDCAP	Height Width Length	14.00 mm 9.00 mm 41.50 mm	0.55 inch 0.35 inch 1.63 inch	