

DWG. NO. SD-51047-***00

F

D

V

C

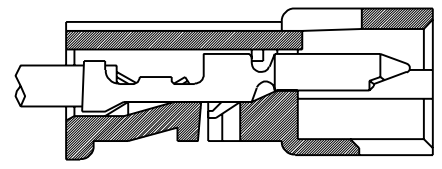
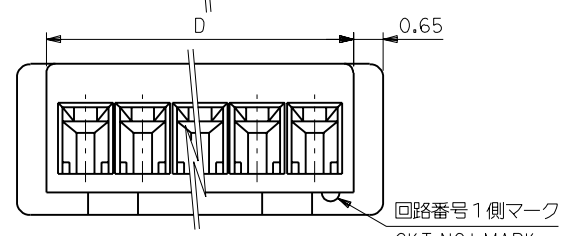
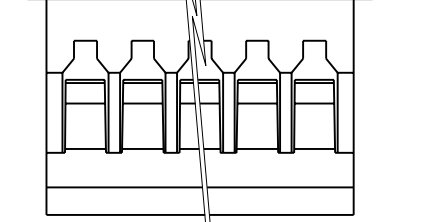
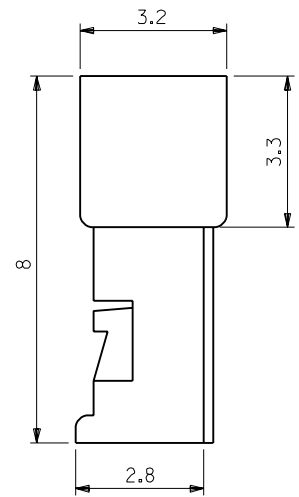
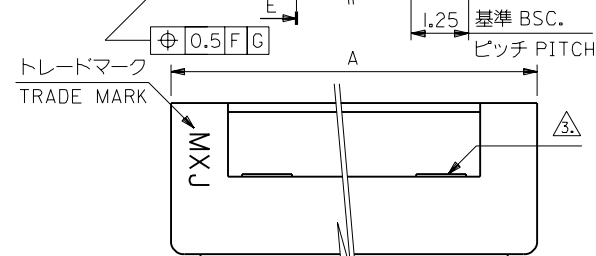
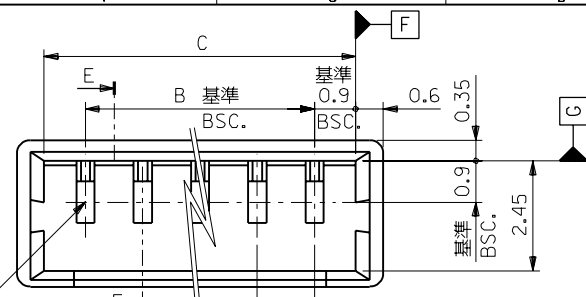
B

DO NOT SCALE DRAWING

| | | | | |
|----------------------------------|----------------------------------|----------------------------------|----------------------------------|---|
| EC NO. DRWN: CHK: APPR: | EC NO. DRWN: CHK: APPR: | EC NO. DRWN: CHK: APPR: | EC NO. DRWN: CHK: APPR: | REDRAWN EC NO. JC2000-0629 DRWN: K.KOHAMA 000/3/28 CHK: T.YAMAGUCHI 000/3/30 APPR: M.FUKUSHIMA 000/3/30 |
| FINISH 仕上り | DESCRIPTION | WIRE RANGE 適用線径範囲 | INS. RANGE 被覆外径 | MATERIAL 材料 ポリエステル POLYESTER ,UL94V-0 |

| | | | | | | | |
|-----|-------------|---|---------------|--|--|-------------------------------|----------------------|
| REV | DESCRIPTION | GENERAL TOLERANCES: (UNLESS SPECIFIED) 一般公差 | SCALE 10:1 | DESIGN UNITS <input checked="" type="checkbox"/> mm <input type="checkbox"/> INCH | THIRD ANGLE PROJECTION <input type="checkbox"/> mm <input type="checkbox"/> INCH <input checked="" type="checkbox"/> mm ONLY | SHT REV | REVISION CAD ONLY |
| | | 10 UNDER 未満 | +0.2 | DRAWN BY & DATE K.KOHAMA 000/3/28 | TITLE: 1.25 W/W CONN. PLG HSG. | | |
| | | 10 OVER 以上 30 UNDER 未満 | +0.25 | CHECKED BY & DATE T.YAMAGUCHI 007/3/30 | | | |
| | | 30 OVER 以上 | +0.3 | APPROVED BY & DATE M.FUKUSHIMA 000/3/30 | | | |
| | | ANGLE 角度 | +3° | CAD FILENAME S51047.S10 | MATERIAL NO. 51047-***00 | DRAWING NO. SD-51047-***00 | SHEET NO. 1 |

| | | |
|--|--|-----------|
| THIS DRAWING CONTAINS INFORMATION THAT IS PROPRIETARY TO MOLEX INCORPORATED AND SHOULD NOT BE USED WITHOUT WRITTEN PERMISSION. | | SIZE B |
|--|--|-----------|



断面E-E
SECT. E-E

注)
NOTE.

- △ 適合ターミナル: 50125-8*00, 50133-8*00
APPLICABLE TERMINAL: 50125-8*00, 50133-8*00
- 2. 嵌合相手: 51021-***00
MATE WITH: 51021-***00
- △ ロック窓は、2、3極は1ヶ、4極以上は2ヶとする。
LOCKING WINDOW: ONE PLACE FOR 2AND3CKT.
AND TWO PLACES FOR MORE THAN 4CKT.

| | | | | | |
|-------|-------|-------|-------|------------|---------|
| 12.95 | 14.25 | 13.05 | 11.25 | 51047-1000 | 10 |
| 11.7 | 13 | 11.8 | 10 | -0900 | 9 |
| 10.45 | 11.75 | 10.55 | 8.75 | -0800 | 8 |
| 9.2 | 10.5 | 9.3 | 7.5 | -0700 | 7 |
| 7.95 | 9.25 | 8.05 | 6.25 | -0600 | 6 |
| 6.7 | 8 | 6.8 | 5 | -0500 | 5 |
| 5.45 | 6.75 | 5.55 | 3.75 | -0400 | 4 |
| 4.2 | 5.5 | 4.3 | 2.5 | -0300 | 3 |
| 2.95 | 4.25 | 3.05 | 1.25 | 51047-0200 | 2 |
| D | A | C | B | ENG.NO. | 極数 CKT. |