

COMPONENT SPECIFICATION

HARWIN**C90 Series Circular Connectors**

July 2017

Section	Title	Page
1	Description of Connectors and Intended Application	2
2	Marking of Connector and/or Package	2 - 3
3	Ratings	3
4	Contact Details	4 - 5



COMPONENT SPECIFICATION



1. DESCRIPTION OF CONNECTOR AND INTENDED APPLICATION.

A range of high reliability, rugged, RoHS compliant circular connectors, designed to meet the high standards of MIL-DTL-5015 (MIL-C-5015). The C90 range comes in a variety of free-plug, panel mount and cable connector orientations, available in a number of popular shell and layout options.

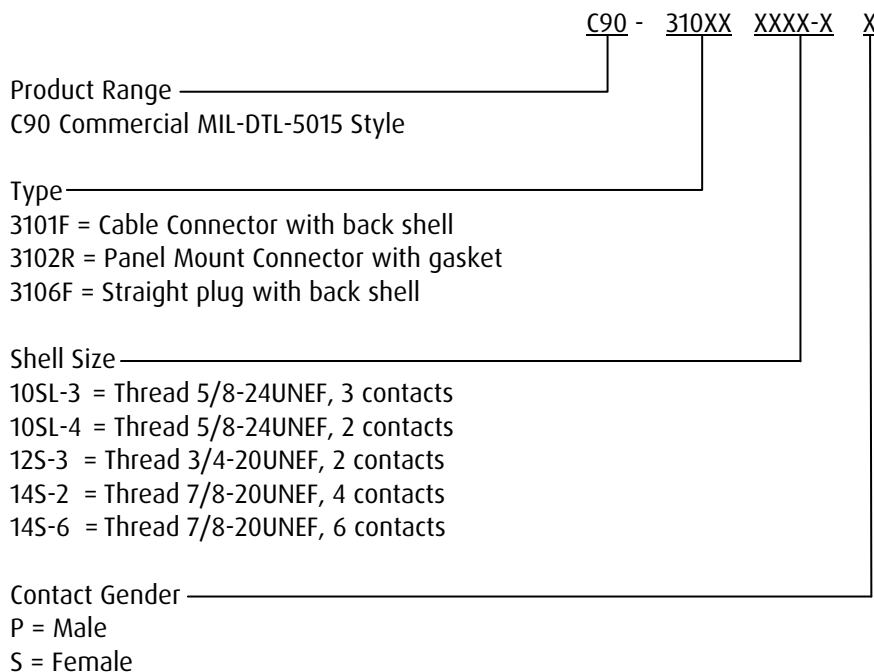
These connectors satisfy all the performance requirements of MIL-DTL-5015 (MIL-C-5015) and are recommended for harsh conditions where vibration, moisture and pressure/temperature are extreme.

- Intermateable with MIL-DTL-5015 (MIL-C-5015)
- Low cost, highly durable & rugged connector system
- Solder termination
- Full environmental sealing with the use of back shells and sealing gaskets, exceeds IP-67.
- Threaded and polarised coupling
- COTS applications where MIL spec is not mandatory

It is recommended that the wire is stripped to a length of 7.5mm.

2. MARKING OF THE CRIMP CONNECTOR AND/OR PACKAGE (ORDER CODE).

The marking (order code) shall appear on the package and shall be of the following style:

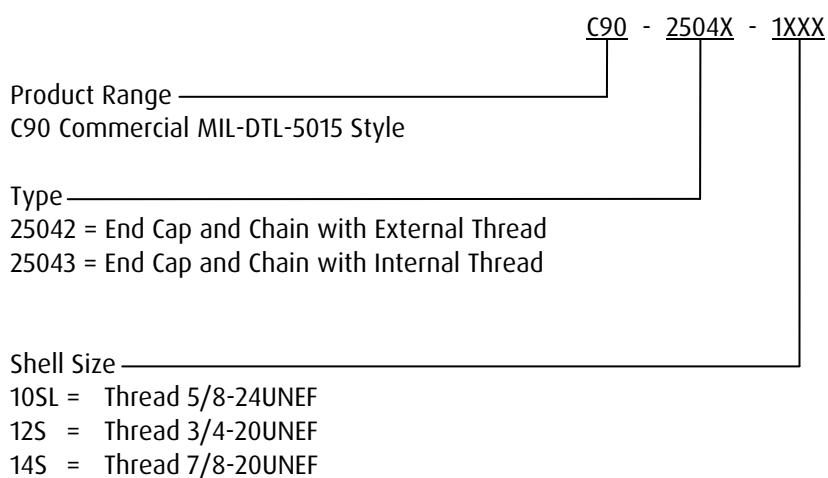


COMPONENT SPECIFICATION

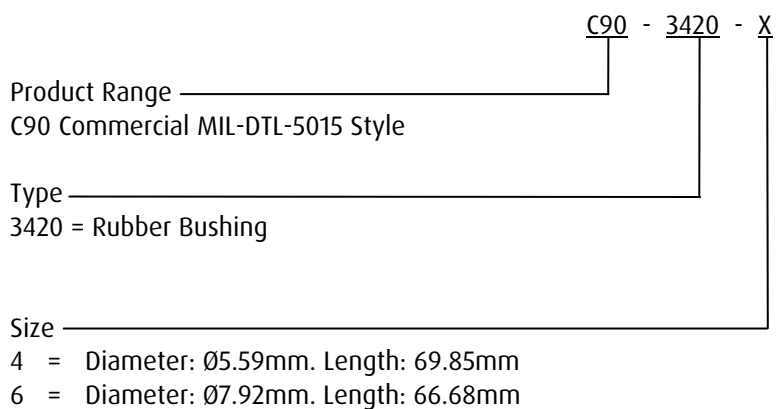
HARWIN

2.1. CONNECTOR ACCESSORIES.

The marking (order code) shall appear on the package and shall be of the following style:



The marking (order code) shall appear on the package and shall be of the following style:



COMPONENT SPECIFICATION

HARWIN**3. RATINGS.****3.1 MATERIALS.**

Outer shell	Aluminium Alloy, Zinc with Black Cobalt Alloy Coating
Inner contacts	Copper Alloy, Silver Finish
Insulator, grommet	Synthetic Rubber

3.2 ENVIRONMENTAL CHARACTERISTICS.

Operating Temperature:	-55°C to +125°C
Vibration sensitivity:	10Hz to 500Hz, 98m/s ² (10G)
Shock Severity:	490m/s ² (50G) for 11ms
Water resistance (sealing)	1.8m for 48 hours, exceeds IP67
Durability	500 Cycles MIN

3.3 ELECTRICAL CHARACTERISTICS. .

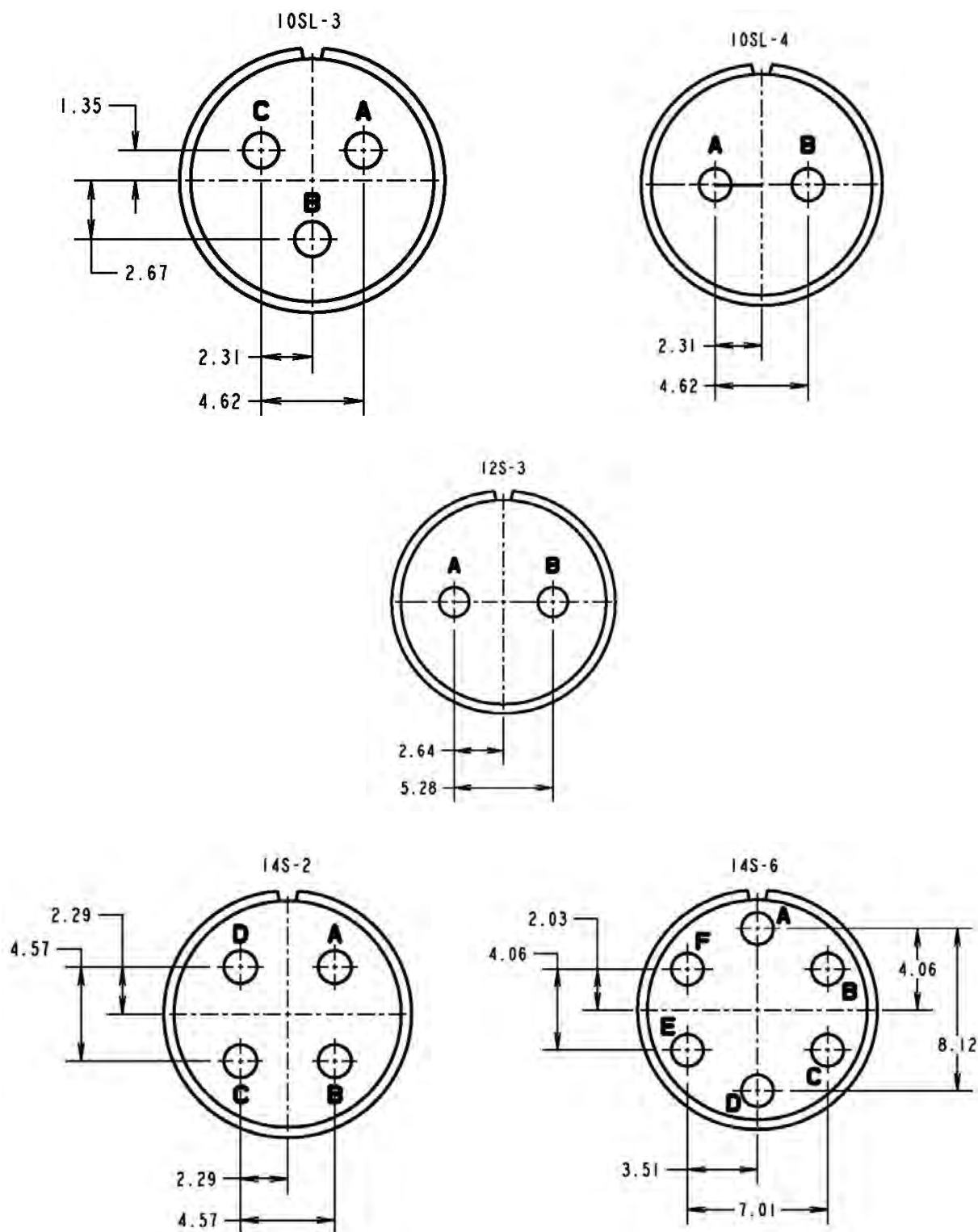
Current rating:	13A
Voltage rating:	10SL shell: 500V AC, 700V DC 12S shell: 500V AC, 700V DC 14S shell: 200V AC, 250V DC
Voltage Proof:	10SL shell: 2,000V AC 12S shell: 2,000V AC 14S shell: 1,000V AC
Insulation Resistance:	5,000 M Ω min

COMPONENT SPECIFICATION

HARWIN

4. CONTACT DETAILS.

4.1 MALE—FRONT VIEW.



COMPONENT SPECIFICATION

HARWIN

4. CONTACT DETAILS.

4.2 FEMALE—FRONT VIEW.

