



CONTACTOR RELAY, 2NO+2NC, DC 72V, SIZE S00, SCREW TERMINAL

Figure similar

| | |
|---------------------|-----------------|
| product brand name | SIRIUS |
| Product designation | contactor relay |

General technical data:

| | | |
|---|----|------------|
| Insulation voltage | | |
| <ul style="list-style-type: none"> with degree of pollution 3 Rated value | V | 690 |
| Degree of pollution | | 3 |
| Surge voltage resistance Rated value | kV | 6 |
| Mechanical service life (switching cycles) | | |
| <ul style="list-style-type: none"> of the contactor typical | | 30 000 000 |
| <ul style="list-style-type: none"> of the contactor with added electronics-compatible auxiliary switch block typical | | 5 000 000 |
| <ul style="list-style-type: none"> of the contactor with added auxiliary switch block typical | | 10 000 000 |
| Protection class IP | | |
| <ul style="list-style-type: none"> on the front | | IP20 |
| Equipment marking | | |
| <ul style="list-style-type: none"> acc. to DIN EN 61346-2 | | K |
| <ul style="list-style-type: none"> acc. to DIN EN 81346-2 | | K |

Control circuit/ Control:

| | | |
|--|---|-------------|
| Type of voltage of the control supply voltage | | DC |
| Control supply voltage for DC | | |
| <ul style="list-style-type: none"> Rated value | V | 72 |
| Operating range factor control supply voltage rated value of the magnet coil for DC | | 0.8 ... 1.1 |
| Closing power of the magnet coil for DC | W | 4 |

| | | |
|---|---|---|
| Holding power of the magnet coil for DC | W | 4 |
|---|---|---|

Auxiliary circuit:

| | | |
|---|---|---|
| Number of NC contacts | | |
| <ul style="list-style-type: none"> for auxiliary contacts | | 2 |
| <ul style="list-style-type: none"> — instantaneous contact | | 2 |
| Number of NO contacts | | |
| <ul style="list-style-type: none"> for auxiliary contacts | | 2 |
| <ul style="list-style-type: none"> — instantaneous contact | | 2 |
| Product expansion Auxiliary switch | | Yes |
| Identification number and letter for switching elements | | 22 E |
| Operating current at AC-15 | | |
| <ul style="list-style-type: none"> at 230 V Rated value | A | 10 |
| <ul style="list-style-type: none"> at 400 V Rated value | A | 3 |
| <ul style="list-style-type: none"> at 690 V Rated value | A | 1 |
| Design of the miniature circuit breaker | | |
| <ul style="list-style-type: none"> for short-circuit protection of the auxiliary circuit up to 230 V | | C characteristic: 6 A; 0.4 kA |
| Contact reliability of the auxiliary contacts | | 1 faulty switching per 100 million (17 V, 1 mA) |

UL/CSA ratings:

| | | |
|--|--|-------------|
| Contact rating of the auxiliary contacts acc. to UL | | A600 / Q600 |
|--|--|-------------|

Short-circuit:

| | | |
|---|--|------------------|
| Design of the fuse link | | |
| <ul style="list-style-type: none"> for short-circuit protection of the auxiliary switch required | | fuse gL/gG: 10 A |

Installation/ mounting/ dimensions:

| | | |
|--|----|--|
| mounting position | | +/-180° rotation possible on vertical mounting surface; can be tilted forward and backward by +/- 22.5° on vertical mounting surface |
| Mounting type | | screw and snap-on mounting onto 35 mm standard mounting rail |
| Height | mm | 57.5 |
| Width | mm | 45 |
| Depth | mm | 73 |
| Required spacing | | |
| <ul style="list-style-type: none"> for grounded parts | | |
| <ul style="list-style-type: none"> — at the side | mm | 6 |
| <ul style="list-style-type: none"> for live parts | | |
| <ul style="list-style-type: none"> — at the side | mm | 6 |

Connections/ Terminals:

| | | |
|--------------------------------------|--|--|
| Type of electrical connection | | |
|--------------------------------------|--|--|

| | | |
|--|--|---|
| <ul style="list-style-type: none"> • for auxiliary and control current circuit | | screw-type terminals |
| Type of connectable conductor cross-section <ul style="list-style-type: none"> • for auxiliary contacts <ul style="list-style-type: none"> — single or multi-stranded — finely stranded with core end processing • for AWG conductors for auxiliary contacts | | 2x (0,5 ... 1,5 mm ²), 2x (0,75 ... 2,5 mm ²), 2x 4 mm ² 2x (0.5 ... 1.5 mm ²), 2x (0.75 ... 2.5 mm ²) 2x (20 ... 16), 2x (18 ... 14), 2x 12 |

Safety related data:

| | | |
|---|--------|--|
| B10 value with high demand rate acc. to SN 31920 <ul style="list-style-type: none"> • Note | | 1 000 000 With 0.3 x I _e |
| Proportion of dangerous failures <ul style="list-style-type: none"> • with low demand rate acc. to SN 31920 • with high demand rate acc. to SN 31920 | % % | 40 73 |
| Failure rate [FIT] with low demand rate acc. to SN 31920 | FIT | 100 |
| T1 value for proof test interval or service life acc. to IEC 61508 | y | 20 |
| Protection against electrical shock | | finger-safe |

Mechanical data:

| | | |
|--------------------------|--|-----|
| Size of contactor | | S00 |
|--------------------------|--|-----|

Ambient conditions:

| | | |
|---|----------|----------------------------|
| Installation altitude at height above sea level maximum | m | 2 000 |
| Ambient temperature <ul style="list-style-type: none"> • during operation • during storage | °C °C | -25 ... +60 -55 ... +80 |

Certificates/ approvals:

| | | | | | |
|--|--|---|---|---|--|
| General Product Approval | | | | Declaration of Conformity | Test Certificates |
|  CCC |  CSA |  |  UL |  EG-Konf. | Special Test Certificate |

| | | | | | |
|--|--|---|--|---|--|
| Test Certificates | Shipping Approval | | | | |
| Type Test Certificates/Test Report |  ABS |  BUREAU VERITAS |  DNV |  GL |  LRS |

| | | | | | |
|--|---|---|---|--|--|
| Shipping Approval | other | | | | |
|  PRS |  RINA |  RMRS | Environmental Confirmations |  VDE | |

Further information

Information- and Downloadcenter (Catalogs, Brochures,...)

<http://www.siemens.com/industrial-controls/catalogs>

Industry Mall (Online ordering system)

<http://www.siemens.com/industrymall>

Cax online generator

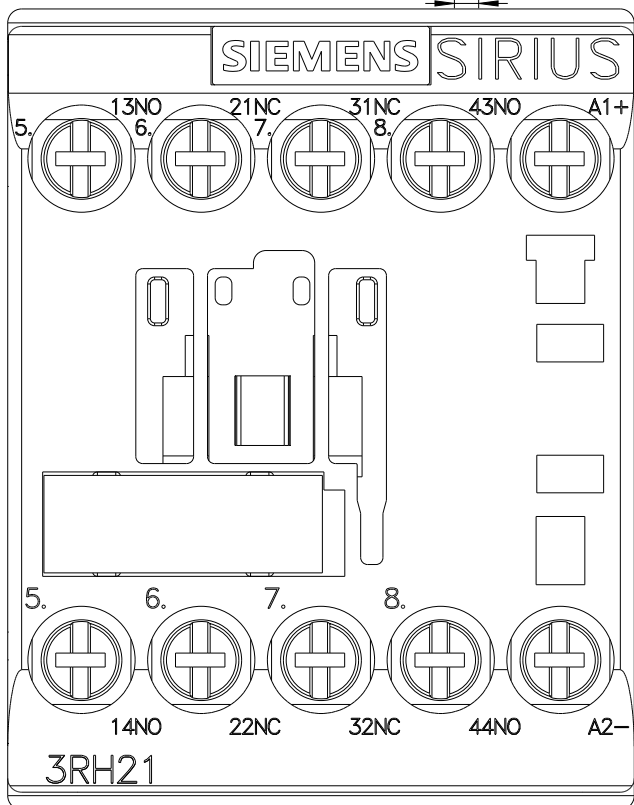
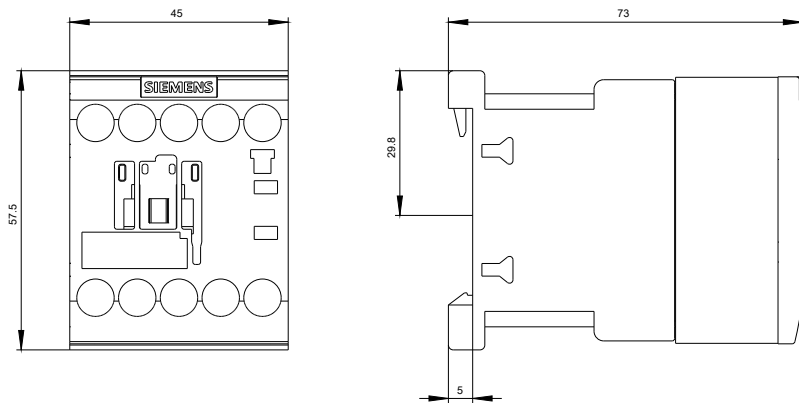
<http://support.automation.siemens.com/WW/CAXorder/default.aspx?lang=en&mfb=3RH21221BJ80>

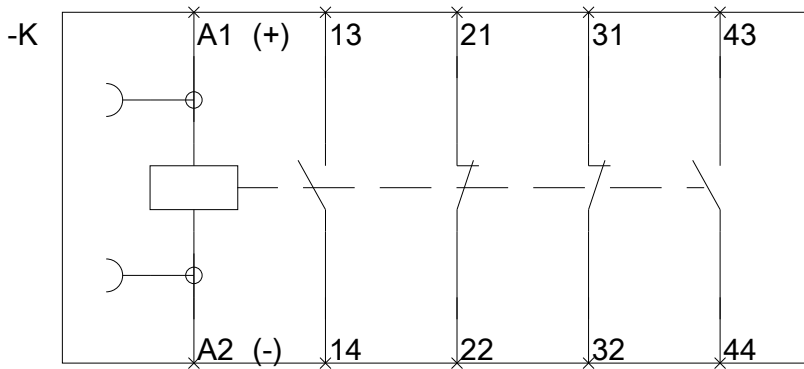
Service&Support (Manuals, Certificates, Characteristics, FAQs,...)

<http://support.automation.siemens.com/WW/view/en/3RH21221BJ80/all>

Image database (product images, 2D dimension drawings, 3D models, device circuit diagrams, EPLAN macros, ...)

http://www.automation.siemens.com/bilddb/cax_de.aspx?mfb=3RH21221BJ80&lang=en





last modified:

11.03.2015