

Roller Chains with Straight Attachments DIN ISO 606 (formerly DIN 8187-2), M1, 4 x p

Material: Special chain steels.


Attachment distance 4 x p

(attachment at every second outer link), either one-sided or two-sided.

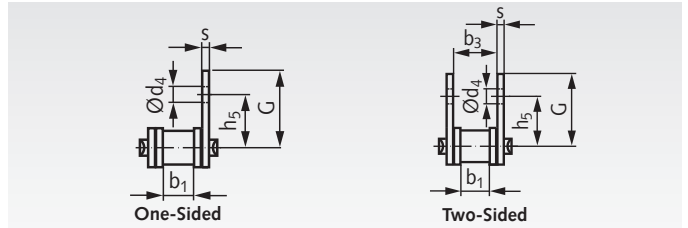
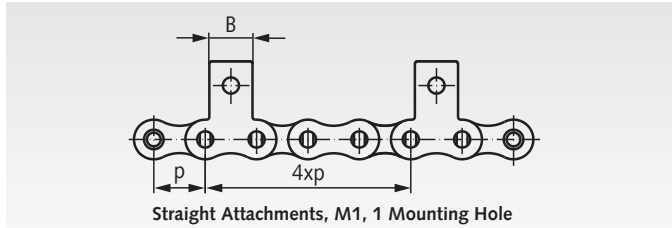
Other attachment distances can be supplied at short notice. Different attachment sizes and special chains on request.

Connecting links (e.g. no.11/E) have to be ordered separately (see page 42).

Ordering Details, e.g., Product No.: 101 000 33, Straight Attachments-Roller Chain 06 B-1-M1, One-Sided on the Outer Link, Distance 4 x p



M1 = Slim Version, 1 Mounting Hole



DIN ISO No.	Product No. One-Sided 4 x p	Product No. Two-Sided 4 x p	Pitch x Inner Width p x b ₁ inch	Pitch p mm	Inner Width b ₁ min. mm	h ₅ mm	G* mm	d ₄ mm	B* mm	s min* mm	b ₃ min. mm	Weight*	
												1-Sided kg/m	2-Sided kg/m
06 B-1**	101 000 33	101 000 34	3/8 x 7/32"	9,525	5,72	9,5	13,5	3,5	8,0	1,2	8,66	0,45	0,49
08 B-1	105 000 33	105 000 34	1/2 x 5/16"	12,7	7,75	13,0	17,9	4,5	9,5	1,6	11,43	0,75	0,81
10 B-1	106 000 33	106 000 34	5/8 x 3/8"	15,875	9,65	16,5	21,9	5,5	14,3	1,7	13,41	1,02	1,12
12 B-1	107 000 33	107 000 34	3/4 x 7/16"	19,05	11,68	21,0	26,6	6,6	16,0	1,8	15,75	1,28	1,41
16 B-1	108 000 33	108 000 34	1"x17,02mm	25,4	17,02	23,0	31,8	6,6	19,1	2,8	25,58	2,93	3,14

* The marked dimensions are not listed in the DIN and may vary a little.

Attachments with dimensions according to company standard are still available on request.

** This size is not listed in the DIN.

Roller Chains with Straight Attachments DIN ISO 606 (formerly DIN 8187-2), M1, 6 x p

Material: Special chain steels.

Attachment distance 6 x p

(attachment at every third outer link), either one-sided or two-sided.

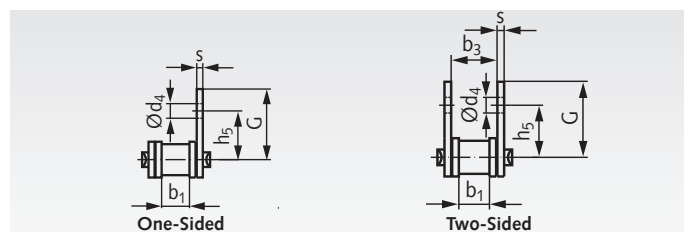
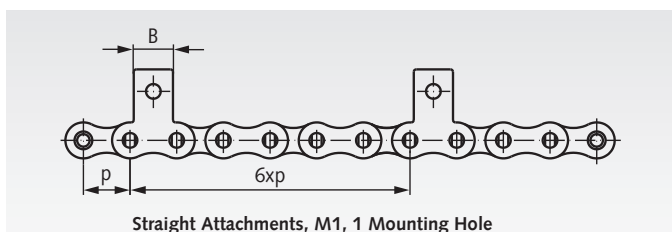
Other attachment distances can be supplied at short notice. Different attachment sizes and special chains on request.

Connecting links (e.g. no.11/E) have to be ordered separately (see page 42).

Ordering Details, e.g., Product No.: 101 000 35, Straight Attachments-Roller Chain 06 B-1-M1, One-Sided on the Outer Link, Distance 6 x p



M1 = Slim Version, 1 Mounting Hole



DIN ISO No.	Product No. One-Sided 6 x p	Product No. Two-Sided 6 x p	Pitch x Inner Width p x b ₁ inch	Pitch p mm	Inner Width b ₁ min. mm	h ₅ mm	G* mm	d ₄ mm	B* mm	s min* mm	b ₃ min. mm	Weight*	
												1-Sided kg/m	2-Sided kg/m
06 B-1**	101 000 35	101 000 36	3/8 x 7/32"	9,525	5,72	9,5	13,5	3,5	8,0	1,2	8,66	0,45	0,49
08 B-1	105 000 35	105 000 36	1/2 x 5/16"	12,7	7,75	13,0	17,9	4,5	9,5	1,6	11,43	0,75	0,81
10 B-1	106 000 35	106 000 36	5/8 x 3/8"	15,875	9,65	16,5	21,9	5,5	14,3	1,7	13,41	1,02	1,12
12 B-1	107 000 35	107 000 36	3/4 x 7/16"	19,05	11,68	21,0	26,6	6,6	16,0	1,8	15,75	1,28	1,41
16 B-1	108 000 35	108 000 36	1"x17,02mm	25,4	17,02	23,0	31,8	6,6	19,1	2,8	25,58	2,93	3,14

* The marked dimensions are not listed in the DIN and may vary a little.

Attachments with dimensions according to company standard are still available on request.

** This size is not listed in the DIN.