



















# Modular Terminal Blocks with Fixing Flange or Snap-In Mounting Foot 2.5 mm<sup>2</sup> 261 Series

0.08 ... 2.5 mm <sup>2</sup> 500 V/6 kV/3 ① I <sub>N</sub> 24 A Terminal block width 6 mm / 0.236 in.  8 ... 9 mm / 0.33 in. ②	AWG 28 ... 14 300 V, 15 A ④ 300 V, 20 A ④	0.08 ... 2.5 mm <sup>2</sup> 500 V/6 kV/3 ① I <sub>N</sub> 24 A Terminal block width 10 mm / 0.394 in.  8 ... 9 mm / 0.33 in. ②	AWG 28 ... 14 300 V, 15 A ④ 300 V, 20 A ④
--	---	--	---



- ① 500 V = rated voltage  
6 kV = rated surge voltage  
3 = pollution degree  
(also see Section 14)
- ② Strip length, see packaging or instructions.
- ③ Suitable for Ex i applications
- ④ See application notes for:  
Test plug module, page 416

Color	Item No.	Pack. Unit	Color	Item No.	Pack. Unit	261 Series Accessories
2-conductor terminal block with fixing flange, for screw or similar mounting types, fixing hole 3.2 mm Ø, with 209-123 mounting adapter also for DIN 35 rail			4-conductor terminal block with fixing flange, for screw or similar mounting types, fixing hole 3.2 mm Ø, with 209-123 mounting adapter also for DIN 35 rail			Marking accessories, see Section 13
gray	261-301	200 (4x50)	gray	261-331	200 (4x50)	<b>Aluminum carrier rail</b> , 1000 mm long, 18 mm wide, 7 mm high  <b>210-154</b> 1
light gray	261-303	200 (4x50)	light gray	261-333	200 (4x50)	<b>End stop</b> , for WSB Quick markers, for 210-154 aluminum rail, 6 mm wide  <b>209-122</b> 25
blue	261-304 ③	200 (4x50)	blue	261-334 ③	200 (4x50)	
orange	261-306	200 (4x50)	orange	261-336	200 (4x50)	<b>Mounting foot</b> , for DIN 35 rail, can be snapped on terminal blocks with snap-in mounting foot, 6.4 mm wide  <b>209-120</b> 25
green-yellow	261-307	200 (4x50)	green-yellow	261-337	200 (4x50)	
2-conductor terminal block with snap-in mounting foot, for plate thickness 0.6 ... 1.2 mm, fixing hole 3.5 mm Ø, fits 210-154 aluminum rail or with 209-120 mounting adapter for DIN 35 rail			4-conductor terminal block with snap-in mounting foot, for plate thickness 0.6 ... 1.2 mm, fixing hole 3.5 mm Ø, fits 210-154 aluminum rail or with 209-120 mounting adapter for DIN 35 rail			<b>Mounting foot with screw</b> , for DIN 35 rail, can be screwed on terminal blocks with fixing flange, 6.4 mm wide  <b>209-123</b> 25
gray	261-311	200 (4x50)	gray	261-341	200 (4x50)	
light gray	261-313	200 (4x50)	light gray	261-343	200 (4x50)	<b>Mounting adapter</b> , for DIN 35 rail, can be used as end plate, 6.5 mm wide  <b>209-137</b> 25
blue	261-314 ③	200 (4x50)	blue	261-344 ③	200 (4x50)	
orange	261-316	200 (4x50)	orange	261-346	200 (4x50)	<b>Test plug</b> , with 500 mm cable, 2 mm Ø  <b>210-136</b> 50
green-yellow	261-317	200 (4x50)	green-yellow	261-347	200 (4x50)	
2-conductor end terminal block, without fixing foot, for terminal strips with snap-in mounting feet			4-conductor end terminal block, without fixing foot, for terminal strips with snap-in mounting feet			<b>Test plug</b> , with 500 mm cable, 2.3 mm Ø  <b>210-137</b> 50
gray	261-321	200 (4x50)	gray	261-351	200 (4x50)	
light gray	261-323	200 (4x50)	light gray	261-353	200 (4x50)	<b>Operating tool with partially insulated shaft</b> , type 2, (3.5 x 0.5) mm blade  <b>210-720</b> 1
blue	261-324 ③	200 (4x50)	blue	261-354 ③	200 (4x50)	
orange	261-326	200 (4x50)	orange	261-356	200 (4x50)	
green-yellow	261-327	200 (4x50)	green-yellow	261-357	200 (4x50)	
<b>Item-Specific Accessories</b>			<b>Item-Specific Accessories</b>			
<b>Test plug module</b> , can be snapped together, 6 mm wide  gray <b>249-136</b> 100 (4x25)			<b>Test plug module</b> , can be snapped together, 10 mm wide  gray <b>249-139</b> 100 (4x25)			
<b>Test plug module with locking levers</b> , can be snapped together, 6 mm wide  gray <b>261-404</b> 100 (4x25)			<b>Test plug module with locking levers</b> , can be snapped together, 10 mm wide  gray <b>261-405</b> 100 (4x25)			
<b>261 Series Accessories</b>						
For marking accessories, see Section 13						
<b>End plate with fixing flange</b>  gray <b>261-361</b> 300 (6x50)			<b>Comb-style jumper bar</b> , insulated, I <sub>N</sub> 16 A, gray, reduces maximum conductor size to 1.5 mm <sup>2</sup> /AWG 16  2-way <b>261-402</b> 25			
<b>End plate with snap-in mounting foot</b>  gray <b>261-371</b> 300 (6x50)			<b>Operating tool</b> , of insulating material, for inserting comb-style jumper bars  2-way <b>209-132</b> 1			