



MEA-GNSS-LTE

2 IN 1 LTE/GNSS ANTENNA

Ordering Part #: 100-00103-01



The MEA-GNSS-LTE is a 2 in 1 low profile antenna solution by Maxtena that combines GNSS and LTE antennas in one. Our low profile 2 in 1 solution is ideal for asset tracking, industrial and IOT applications. This antenna offers a ultra low profile rugged IP67 rated design with easy mounting and customizable cables and connector options. The small size make this antenna a desirable solution for covert installations.

GPS-GLONASS Antenna Electrical Specifications

Frequency Range (MHz)	1575.42 / 1602 MHz
VSWR	2.0 : 1 Max
Impedance	50 Ohm
Polarization	Linear
Gain @ Zenith	1 dBi Typ. @ 1575 MHz 1 dBi Typ. @ 1602 MHz

LNA Electrical Properties

Frequency Range (MHz)	1575.42 / 1602 MHz
VSWR	2.0 : 1 Max
Impedance	50 Ohm
Antenna Gain (@ 3.3V)	28 dB Typ. / 25 dB Min
DC Power Input	3~5 V
Noise Figure	2.5 dB Typ.
Power Consumption (@ 3.3V)	9 mA Typ.

LTE Antenna Electrical Specifications

Frequency Range (MHz)	698~960 / 1710~2170 / 2300~2690 MHz
VSWR	698~960 MHz \leq 3.7 1710~2170 MHz \leq 3.5 2300~2690 MHz \leq 3.0
Impedance	50 Ohm
Peak Gain	1.0 dBi Typ. @ 698~960 MHz 2.0 dBi Typ. @ 1710~2170 MHz 2.0 dBi Typ. @ 2300~2690 MHz
Average Efficiency	698~960 MHz \geq 28% 1710~2170 MHz \geq 30% 2300~2690 MHz \geq 30%

Mechanical Specifications

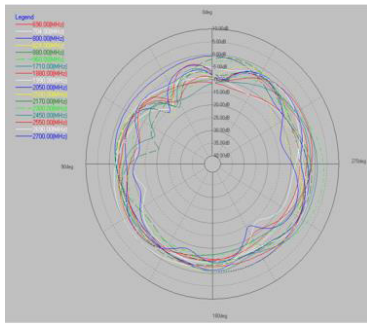
Antenna Dimensions (mm)	Diameter 51.4 x (h) 11.7 mm
Mounting Function	Foam Adhesive
Operating Temperature	-40 °C + 85 °C
Housing Material & Color	PC & Black
Cable	RG-174
Cable Length	1 Meter
Connector	SMA / FAKRA or customer specification
Waterproof	IPX5

Radiation Specifications

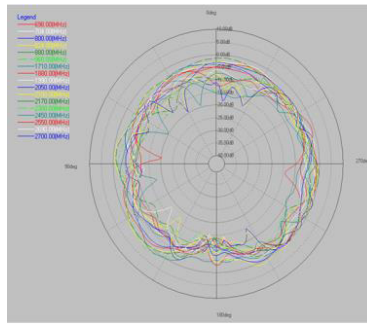
LTE / GNSS (GPS-GLONASS)

LTE

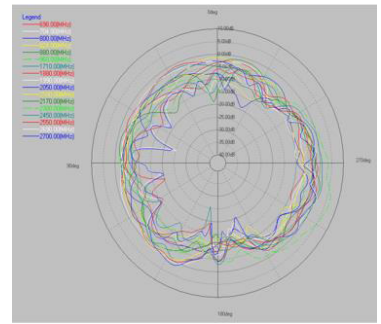
X-Y



X-Z

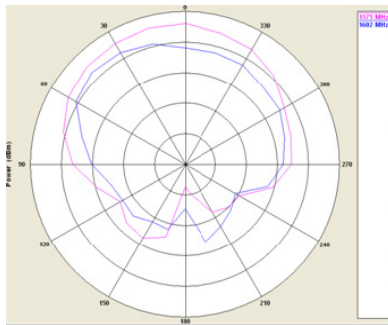


Y-Z

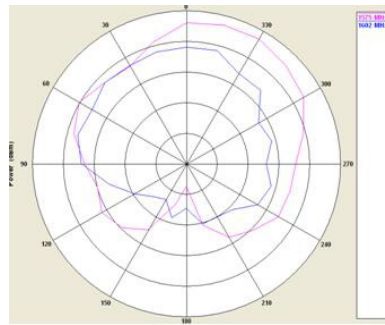


GPS-GLONASS

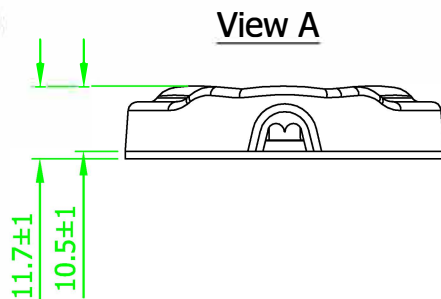
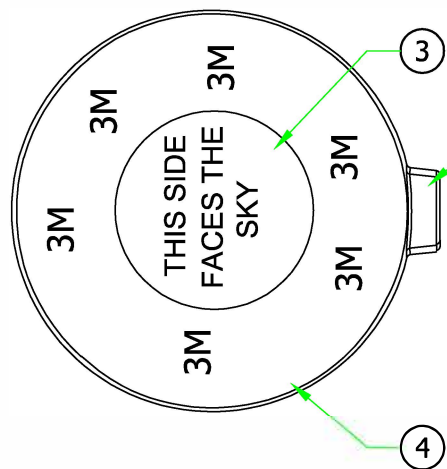
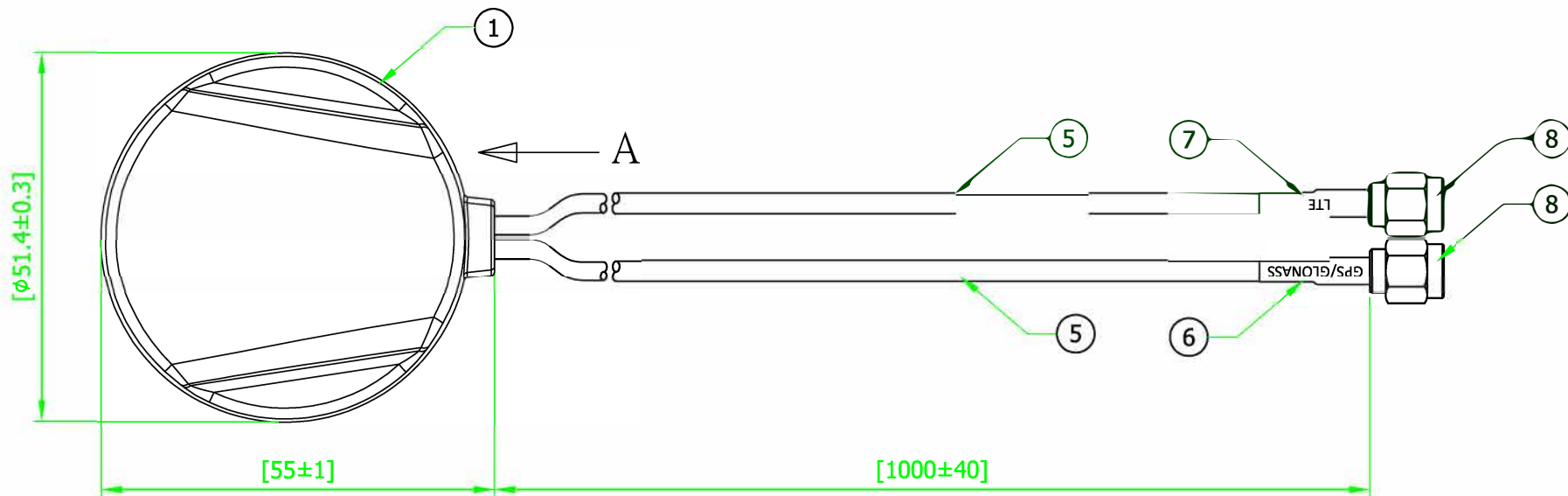
X-Z



Y-Z



A B C D E F G



GPS-GLONASS Active Antenna:
Frequency: 1575.42/1602 MHz.

LTE Antenna:
Frequency: 698~960/1710~2170/2300~2690 MHz

Waterproof level: IPX5

Note: Critical To Function Dimension Are Mark With [X...]

NO	DESCRIPTION	Q'TY	REMARK
8	Connector	SMA(M)ST	2 Gold Plated
7	H.S Tube(RG-174)	Heat Shrink Tube	1 Red on white
6	H.S Tube(RG-174)	Heat Shrink Tube	1 Blue on white
5	Cable	RG-174 Cable	2 Black
4	Foam Adhesive	3M4216;φ50.7mm	1 White
3	Label	φ25mm	1 White
2	Cable Holder	PC	1 Black
1	Antenna Cover	PC	1 Black

CUSTOMER'S SINGATURE

XX.	±5.0	APPROVED
X.	±2.0	VM
.X	±1.0	CHECKED
.XX	±0.5	VM
.XXX	±0.1	DRAWING

CUSTOMER:		
PART NO :		
PARTNAME : MEA-GNSS-LTE		
P/NO : 100-00103-01		
REV	UNIT	FILE :
A	mm	SHEET : 3/3



THIS DRAWING, AND IT'S INHERANT DESIGN CONCEPTS, ARE THE PROPERTY OF MAXTENA AND AS SUCH MAY NOT BE COPIED, REPRODUCED, OR GIVEN TO THIRD PARTIES WITHOUT THE WRITTEN CONSENT OF MAXTENA.