

# Intelligent Flexible RGB LED Strips 7mm LED Pitch


**ILPX-K307-RGB1-2M0-SK15V0X-XX**

## Product Overview

The Intelligent LED Pixel (ILP) range of products are based around the industry standard SK6812 LED driver IC. Each of the RGB LEDs has one of these tiny devices built in, enabling you to drive the whole 2m LED flexi strip with just 3 wires and having individual control over each and every one of the LEDs. Each LED can be set to any 8-bit RGB combination giving 24-bit colour depth. The LEDs are controlled by internal drivers that are chained together on the strip, so you can have any number of LEDs in your design, giving you the option to cut the flexi strip at any point. These ILP flexi strips come with either 3M thermal double sided tape on the back, or in their own IP67 weatherproof housing.


## Applications

- Task Lighting
- Back Lighting
- Desk Lighting
- Garage Lighting
- Accent Lighting
- Under Cabinet Lighting
- Bar Lighting
- Refrigeration
- Industrial Applications
- Photography



## Technical Features

- Reel Length: 2000mm
- LED Pitch: 7mm
- Working Voltage: 5V DC constant Voltage
- Strip Width non IP version: 7mm
- Strip Width IP version: 10mm
- Full control over each LED with serial data
- Beam Angle: 120 Degrees
- ILP flexi strip can be cut after each LED
- Mounting non IP version: 3M double sided thermal tape
- Mounting IP version: Plastic clips available
- Max single power run is 2m. If you need longer, you have to run a separate power line
- White flexi material



### Important Information and Precautions

- The Intelligent LED Pixel's, when powered up, are very bright. Thus it is advised that you do not look directly at it. Turn the Intelligent LED pixel's away from you and do not shine into the eyes of others.
- Do not operate Intelligent LED Pixel's with a Power Supply with unlimited current. Connection to constant voltage Power
- Supplies that are not current limited may cause the Intelligent LED Pixel's to consume current above the specified maximum and cause failure or irreparable damage. Intelligent LED Pixel's, when operated, can reach high temperatures thus there is risk of injury if they are touched.
- DO NOT HOT PLUG ON LED SIDE OF POWER SUPPLY.
- DO NOT TOUCH or PUSH on the LED as this can cause irreparable damage.

### Product Options

ILS PART NUMBER	IP Rating	LED Type	Driver IC	Drive Voltage *	Typical Current - RGB §	Typical Current - single colour §
ILPX-K307-RGB1-2M0-SK15V07-01	None	3535 RGB	SK6812	5V	17280mA	5760mA
ILPX-K307-RGB1-2M0-SK15V10-11	I67	3535 RGB	SK6812	5V	17280mA	5760mA

\* Due to the special conditions of the manufacturing processes of LEDs, the typical data of technical parameters can only reflect statistical figures and do not necessarily correspond to the actual parameters of each single product which could differ from the typical data.

§ Tolerance +/- 10%

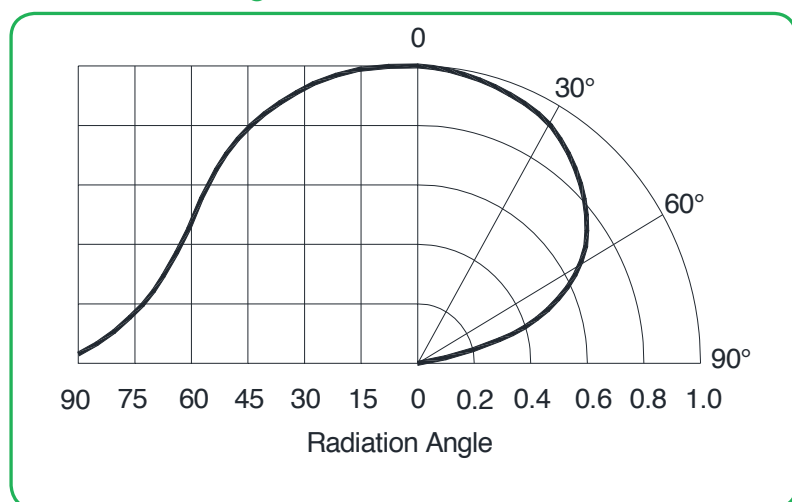
### Minimum and Maximum Ratings

ILS PART NUMBER	Operating Temperature at Tc-Point [°C] *	Storage Temperature [°C] *	Voltage (Vdc)	Reverse Voltage [Vdc] *
ILPX-K307-RGB1-2M0-SK15V07-01	70°C max	- 20 to 90°C	5.5V max	not designed for reverse voltage
ILPX-K307-RGB1-2M0-SK15V10-11	70°C max	- 40 to 110 °C	5.5V max	not designed for reverse voltage

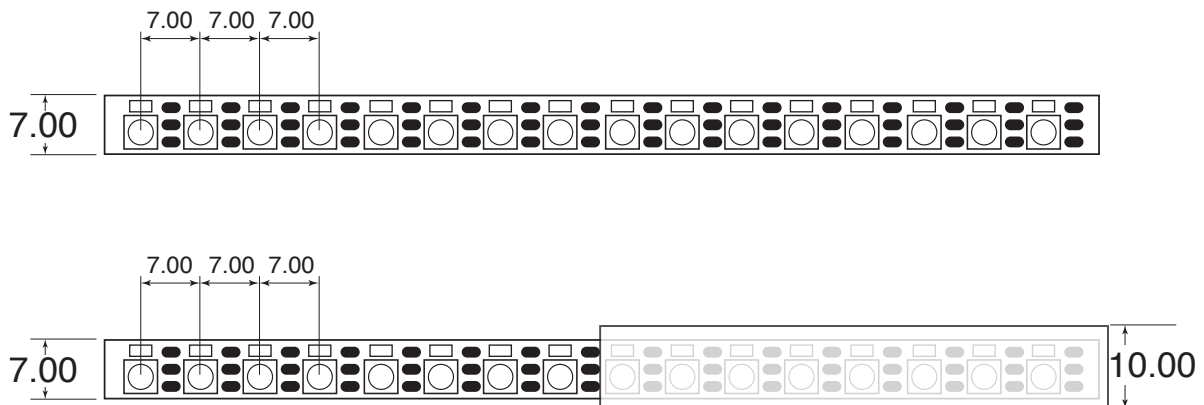
\* Exceeding maximum ratings for operating and storage temperature will reduce expected life time or destroy the LED module.

The temperature of the LED module must be measured at the Tc-Point according to EN60598-1 in a thermally constant status with a temperature sensor or a temperature sensitive label.

### Radiation of Single LED



### Technical Drawing (mm)



### Pin Out



### Controllers

#### Built-in Plug & Play controller

Part Number: ILPA-DRIVER-SP103E-01

Simple controller, with built in routines, to simply control our ILP products.

Please refer to ILPA-DRIVER-SP103E-0x datasheet



### Intelligent Flexible RGB LED Strips Mounting Options

ILS has introduced a series of Aluminium holders to be used with our standard range of non-IP rated ILP flexible strips. These holders are supplied with end caps, mounting brackets and 2 diffusers - clear or diffused.

ILS Part Number	Description
ILK-FLEXEXT-0310-001.	310mm Accessory Kit including Square Extrusion, End Caps, 2 Diffusers and Mounting Clips
ILK-FLEXEXT-1000-001.	1000mm Accessory Kit including Square Extrusion, End Caps, 2 Diffusers and Mounting Clips
ILK-FLEXEXT-1500-001.	1500mm Accessory Kit including Square Extrusion, End Caps, 2 Diffusers and Mounting Clips
ILK-FLEXEXT-0310-002.	310mm Accessory Kit including Corner Extrusion, End Caps, 2 Diffusers and Mounting Clips
ILK-FLEXEXT-1000-002.	1000mm Accessory Kit including Corner Extrusion, End Caps, 2 Diffusers and Mounting Clips
ILK-FLEXEXT-1500-002.	1500mm Accessory Kit including Corner Extrusion, End Caps, 2 Diffusers and Mounting Clips

For the IP rated ILP flexible strips, we have a range of mounting clips available;



ILS Part Number	Description
ILPA-FLEX-MOUNTING-14MM.PK8.	ILP, flex strip mounting bracket and screw, 14mm wide flex - pack of 8
ILPA-FLEX-MOUNTING-12MM.PK8.	ILP, flex strip mounting bracket and screw, 12mm wide flex - pack of 8
ILPA-FLEX-MOUNTING-10MM.PK8.	ILP, flex strip mounting bracket and screw, 10mm wide flex - pack of 8
ILPA-FLEX-MOUNTING-08MM.PK8.	ILP, flex strip mounting bracket and screw, 08mm wide flex - pack of 8
ILPA-FLEX-MOUNTING-06MM.PK8.	ILP, flex strip mounting bracket and screw, 06mm wide flex - pack of 8
ILPA-FLEX-MOUNTING-04MM.PK8.	ILP, flex strip mounting bracket and screw, 04mm wide flex - pack of 8



## Safety Information

- The evaluation of eye safety occurs according to the standard IEC 62471:2006 ("photobiological safety of lamps and lamp systems"). Within the risk grouping system of this CIE standard, the LED specified in this data sheet falls into the class "moderate risk" (exposure time 0.25s). Under real circumstances (for exposure time, eye pupils, observation distance), it is assumed that no endangerment to the eye exists from these devices. As a matter of principle, however, it should be mentioned that intense light sources have a high secondary exposure potential due to their blinding effect. As is also true when viewing other bright light sources (e.g. headlights), temporary reduction in visual acuity and afterimages can occur, leading to irritation, annoyance, visual impairment and even accidents, depending on the situation.
- The Intelligent LED Pixel's and all its components must not be mechanically stressed.
- Assembly must not damage or destroy conducting paths on the circuit board.
- Observe correct polarity!
- Pay attention to standard ESD precautions when installing the Intelligent LED Pixel's.
- Damage by corrosion will not be accepted as a materials defect claim. It is the user's responsibility to provide suitable protection against corrosive agents such as moisture and condensation and other harmful elements.
- To also ease the luminaire/installation approval, electronic control gear for LED or LED modules should carry the CE mark and be ENEC certified. In Europe the declarations of conformity must include the following standards: CE: EC 61374-2-13, EN 55015, IEC 61547 and IEC 61000-3-2 - ENEC: 61374-2-13 and IEC/EN 62384.
- For outdoor usage, a housing is definitely required to protect the board against environmental influences. The design of the housing must correspond to the IP standards in the application. It is also the responsibility of the user to ensure any housings or modifications keep the Tc junction temperature to within stated ranges
- The Intelligent LED Pixel strip, as manufactured, have no conformal coating and therefore offer no inherent protection against corrosion
- To avoid mechanical damage to the connecting cables, the boards should be attached securely to the intended substrate. Heavy vibration should be avoided.

## For further information please contact ILS

The values contained in this data sheet can change due to technical innovations. Any such changes will be made without separate notification.