




MODULAR



Grid Plus is a modular switching and monitoring system in a choice of 17 attractive finishes to match complementary accessory ranges.

The comprehensive range of modules includes switches, indicators, dimmers, secret key switches and buzzer units making it the ideal system for commercial and public building applications. Easy to fit and change, Grid Plus modules simply clip into place from the front of the mounting frame.





TECHNICAL HOTLINE +44 (0)1268 563720

MODULAR

SWITCH MODULES 10 AMP

SWITCH MODULES 20 AMP

10 AMP
ONE WAY

10 AMP
TWO WAY

10 AMP
RETRACTIVE

20 AMP SP
ONE WAY

20 AMP DP
ONE WAY



K4881 WHI



K4881 BLK



K4882 WHI



K4882 BLK



K4900 WHI



K4900 BLK



K4891 WHI



K4891 BLK



K4896 WHI



K4896 BLK



K4981 WHI



K4981 BLK




K4885 WHI



K4885 RED



K4891W WHI



K4891W BLK



K4896 RED



K4896N WHI



K4885B WHI



K4885P WHI



K4896N BLK



K4896W WHI

K4881 WHI 10
K4881 BLK 10
10 AMP SP ONE-WAY

K4981 WHI 10
K4981 BLK 10
10 AMP DP ONE-WAY

K4882 WHI 10
K4882 BLK 10
10 AMP SP TWO-WAY

K4885 WHI 10
K4885 BLK 10
10 AMP SP TWO-WAY
PUSH SWITCH

K4885 RED 10
K4885 RED B 1
10 AMP SP TWO-WAY
RED PUSH PUSH SWITCH

K4885B WHI 10
K4885B BLK 10
10 AMP SP TWO-WAY
PUSH SWITCH MARKED WITH
BELL SYMBOL

K4885P WHI 10
K4885P BLK 10
10 AMP SP TWO-WAY
PUSH SWITCH MARKED 'PRESS'

K4900 WHI 10
K4900 BLK 10
10 AMP RETRACTIVE

K4891 WHI 10
K4891 BLK 10
20 AMP SP ONE-WAY

K4891W WHI 10
K4891W BLK 10
20 AMP SP ONE-WAY
SWITCH WITH WINDOW

K4896 WHI 10
K4896 BLK 10
20 AMP DP ONE-WAY

K4896W RED 10
K4896W RED B 1
20 AMP DP
RED ONE-WAY

K4896N WHI 10
K4896N BLK 10
20 AMP DP ONE-WAY
SWITCH WITH NEON

K4896W WHI 10
K4896W BLK 10
20 AMP DP ONE-WAY
SWITCH WITH WINDOW

These switches do NOT have to be derated when used with fluorescent or inductive loads.

BS.3676 Pt.1: 1989

Note: Push switches are not designed for fluorescent loads

BS.3676 Pt.1: 1989

These switches do NOT have to be derated when used with fluorescent or inductive loads.

BS.3676 Pt.1: 1989

These switches do NOT have to be derated when used with fluorescent or inductive loads.

BS.3676 Pt.1: 1989

K4882 WHI/BLK
These switches do NOT have to be derated when used with fluorescent or inductive loads.

BS.3676 Pt.1: 1989

Printed switch modules are available to cover a wide variety of household





MODULAR

PRINTED MODULES WITH AND WITHOUT NEON

SWITCH MODULES 20 AMP

20 AMP DP ONE WAY

20 AMP DP ONE WAY

20 AMP SP TWO WAY

20 AMP SP TWO WAY

20 AMP INTERMEDIATE

WITHOUT NEON

BOILER

K4896 BR WHI
K4896 BR BLK

DISHWASHER

K4896 DW WHI
K4896 DW BLK

COOKER HOOD

K4896 CH WHI
K4896 CH BLK

FAN

K4896 FN WHI
K4896 FN BLK

FRIDGE

K4896 FG WHI
K4896 FG BLK

FREEZER

K4896 FZ WHI
K4896 FZ BLK

WASTE DISPOSAL

K4896 WD WHI
K4896 WD BLK

WASHING MACHINE

K4896 WM WHI
K4896 WM BLK

TUMBLE DRYER

K4896 TD WHI
K4896 TD BLK

MICROWAVE

K4896 MW WHI
K4896 MW BLK

HEATER

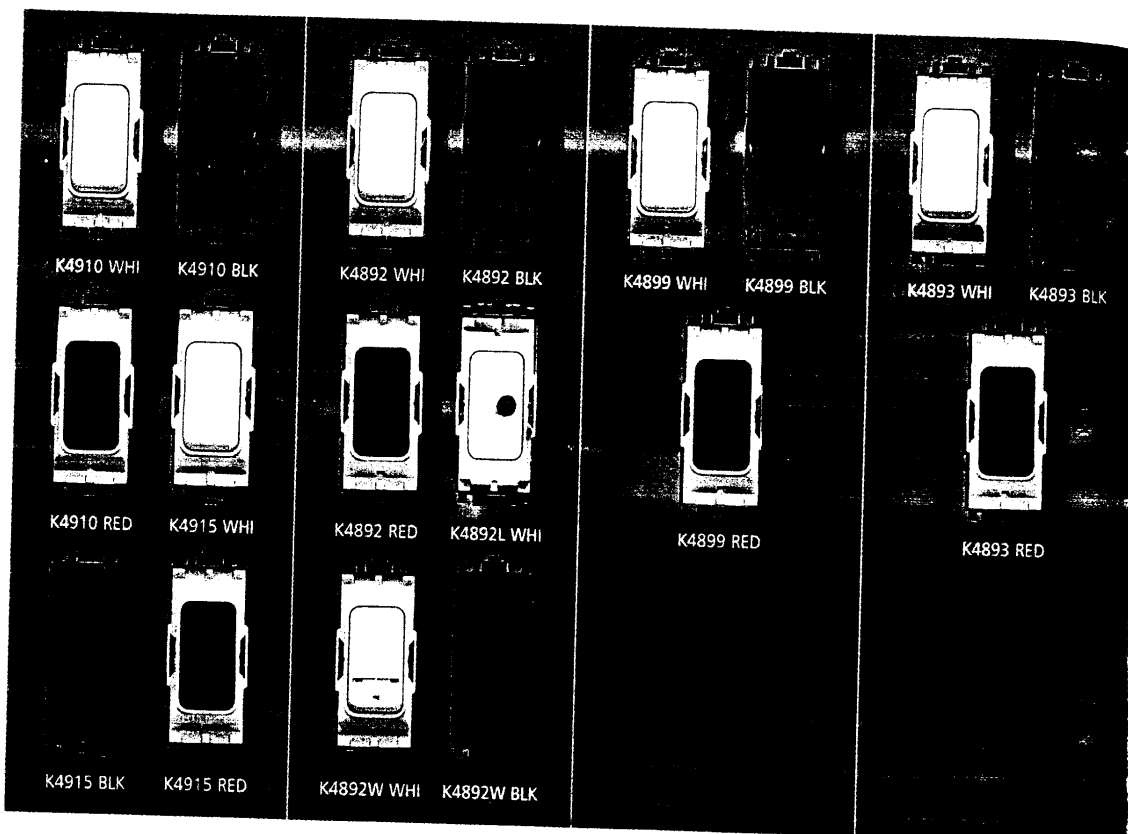
K4896 HR WHI
K4896 HR BLK

OVEN

K4896 OV WHI
K4896 OV BLK

HOB

K4896 HB WHI
K4896 HB BLK



WITH NEON

BOILER

K4896N BR WHI
K4896N BR BLK

DISHWASHER

K4896N DW WHI
K4896N DW BLK

COOKER HOOD

K4896N CH WHI
K4896N CH BLK

FAN

K4896N FN WHI
K4896N FN BLK

FRIDGE

K4896N FG WHI
K4896N FG BLK

FREEZER

K4896N FZ WHI
K4896N FZ BLK

WASTE DISPOSAL

K4896N WD WHI
K4896N WD BLK

WASHING MACHINE

K4896N WM WHI
K4896N WM BLK

TUMBLE DRYER

K4896N TD WHI
K4896N TD BLK

MICROWAVE

K4896N MW WHI
K4896N MW BLK

HEATER

K4896N HR WHI
K4896N HR BLK

OVEN

K4896N OV WHI
K4896N OV BLK

HOB

- K4910 WHI** 10
- K4910 BLK** 10
20 AMP DP ONE-WAY
PUSH TO MAKE
- K4910 RED** 10
- K4910 RED B** 1
20 AMP DP ONE-WAY
RED ROCKER
- K4915 WHI** 10
- K4915 BLK** 10
20 AMP DP ONE-WAY
PUSH TO BREAK
- K4915 RED** 10
20 AMP DP ONE-WAY
RED ROCKER

These switches do NOT have to be derated when used with fluorescent or inductive loads.

BS.3676 Pt.1: 1989

Note: Push switches are not designed for fluorescent loads

- K4892 WHI** 10
- K4892 BLK** 10
20 AMP SP TWO-WAY
- K4892 RED** 10
20 AMP SP TWO-WAY
RED ROCKER
- K4892L WHI** 10
- K4892L BLK** 10
20 AMP SP TWO-WAY
SWITCH WITH INTEGRAL
NEON LOCATOR
- K4892W WHI** 10
- K4892W BLK** 10
20 AMP SP TWO-WAY
SWITCH WITH WINDOW

These switches do NOT have to be derated when used with fluorescent or inductive loads.

BS.3676 Pt.1: 1989

- K4899 WHI** 10
- K4899 BLK** 10
20 AMP SP
TWO-WAY AND OFF
- K4899 RED** 10
- K4899 RED B** 1
20 AMP SP
RED ROCKER
TWO-WAY AND OFF

These switches do NOT have to be derated when used with fluorescent or inductive loads.

BS.3676 Pt.1: 1989

- K4893 WHI** 10
- K4893 BLK** 10
20 AMP
INTERMEDIATE
- K4893 RED** 10
- K4893 RED B** 1
20 AMP
INTERMEDIATE
RED ROCKER

These switches do NOT have to be derated when used with fluorescent or inductive loads.

BS.3676 Pt.1: 1989

Note: Push switches are not designed for fluorescent loads



TECHNICAL HOTLINE +44 (0)1268 563720

MODULAR

SECRET KEY SWITCH MODULES


20 AMP SECRET KEY

INDICATOR UNIT MODULES

DIMMER SWITCH MODULES

TUNGSTEN FILAMENT AND LOW VOLTAGE LIGHTING

ACCESSORY MODULES



K4894 WHI
K4894 BLK
20 AMP INTERMEDIATE SECRET KEY SWITCH

K4898 WHI
K4898 BLK
20 AMP SP TWO-WAY SECRET KEY SWITCH

K4898EL WHI
K4898EL BLK
20 AMP SP TWO-WAY SECRET KEY SWITCH MARKED 'EMG LTG TEST'

K4917 WHI
K4917 BLK
20 AMP DP ONE-WAY SECRET KEY SWITCH

K4918 WHI
K4918 BLK
20 AMP SP TWO-WAY SECRET KEY SWITCH (BIASED ONE WAY)

10
10

10
10

10
10

10
10

10
10

K4889 RED
K4889 RED B
200 - 250V NEON
K4889 AMG
K4889 AMB B
200 - 250V NEON
K4889 GRN
K4889 GRN B
200 - 250V FLUORESCENT
K4836 RED
K4836 RED B
21 - 36V FILAMENT
K4836 AMB
K4836 AMB B
21 - 36V FILAMENT
K4836 GRN
K4836 GRN B
21 - 36V FILAMENT

10
1

10
1

10
1

10
1

10
1

10
1

K4501 WHI LV
K4501 BLK LV
40-220 WVA
230V A.C. 50HZ
ONE MODULE

K4500 WHI LV
K4500 BLK LV
60-400 WVA
230V A.C. 50HZ
TWO MODULE

1
1

1
1

These dimmers employ the latest microcontroller based circuitry to provide electronic soft start and overload protection

They are suitable for use with tungsten GLS lamps, mains halogen lamps and for dimming low voltage lighting when used with electronic or wire wound LV transformers.

NOT SUITABLE FOR FLUORESCENT LOADS.

All dimmers have push on - push off, 2 way switches, integral with rotary control

Note: Refer to MK Technical Services Department for derating factors when more than one unit is used in any one box.

Conforms to BS ENL 60669-2-1

K4520 WHI
K4520 BLK
SINGLE TV CO-AXIAL OUTLET NON-ISOLATED

K4521 WHI
K4521 BLK
SINGLE TV CO-AXIAL OUTLET ISOLATED

K4000 WHI
K4000 BLK
BUZZER UNIT 200-250V

K4001 WHI
K4001 BLK
BUZZER UNIT 21-36V

10
10

10
10

10
10

10
10

For direct connection to TV or FM aerial co-axial download. NOT to be used in same enclosure as mains exceeding 50V.

BS 3041: 1977
IEC 169-2: 1965
BS 5733: 1995 where applicable

Buzzer Units
Sound output level
Av 61 db @ 15 feet
BS 5733: 1995

K4880 WHI
K4880 BLK
BLANK INSERT

K4886 WHI
K4886 BLK
16A CORD OUTLET

K4890 WHI
K4890 BLK
13A FUSE UNIT

K4890 KO WHI
K4890 KO BLK
13A FUSE UNIT WITH TAMPERPROOF SCREW

K4901 WHI
K4901 BLK
UNIVERSAL SOCKET

K4886 WHI
Complete with 3 pairs of terminals. The supply terminals are suitable for up to 2 x 2.5mm² or 1 x 4mm² solid conductors. The load terminals are suitable for one 1.5mm² flexible cord. A cord grip is also fitted.

K4890 WHI
Fuse carrier comes with 13 amp cartridge fuse link to BS 1362.

BS 5733: 1995



MODULAR

SELECTION CHART

	1	2	3	4	6
COVER PLATES					
LOGIC PLUS	K3631 WHI 10	K3632 WHI 10	K3633 WHI 10	K3634 WHI 10	K3636 WHI 1
METALCLAD PLUS	K3491 ALM 10	K3492 ALM 10	K3493 ALM 5	K3494 ALM 5	K3496 ALM 1
ALBANY PLUS					
MCO matt chrome	K3431 MCO 10	K3432 MCO 10	K3433 MCO 5	K3434 MCO 5	K3436 MCO 1
SAB satin brass	K3431 SAB 10	K3432 SAB 10	K3433 SAB 5	K3434 SAB 5	K3436 SAB 1
CHROMA PLUS	K3431 PCR 1	K3432 PCR 1	K3433 PCR 1	K3434 PCR 1	K3436 PCR 1
GROSVENOR PLUS	K4331 POB 1	K4332 POB 1	K4333 POB 1	K4334 POB 1	K4346 POB 1
SAVOY PLUS	K5331 PBS 1	K5332 PBS 1	K5333 PBS 1	K5334 PBS 1	K5346 PBS 1
EDGE INSIGNIA (non UK)	K14331 (See Colour Key) 1	K14332 (See Colour Key) 1	K14333 (See Colour Key) 1	K14334 (See Colour Key) 1	K14346 (See Colour Key) 1

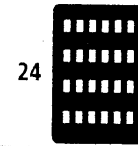

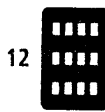
	1	2	3	4	6
BOXES					
LOGIC PLUS flush	891 ALM 2 x 20mm knockouts 10	891 ALM 2 x 20mm knockouts 10	892 ALM 4 x 20, 4 x 25mm knockouts 5	892 ALM 4 x 20, 4 x 25mm knockouts 5	893 ALM 4 x 20, 4 x 25mm knockouts 5
	821 ALM without knockouts 10	821 ALM without knockouts 10	822 ALM without knockouts 5	822 ALM without knockouts 5	823 ALM without knockouts 5
LOGIC PLUS surface metal	K2213 ALM 5 x 20mm knockouts 10	K2213 ALM 5 x 20mm knockouts 10	K2214 ALM 7 x 20mm knockouts 5	K2214 ALM 7 x 20mm knockouts 5	
	K2211 ALM without knockouts 10	K2211 ALM without knockouts 10	K2212 ALM without knockouts 5	K2212 ALM without knockouts 5	
LOGIC PLUS surface moulded	K2140 WHI with knockouts 10	K2140 WHI with knockouts 10	K2142 WHI with knockouts 5	K2142 WHI with knockouts 5	
LOGIC PLUS surface pvc	K2181 WHI with knockouts 10	K2181 WHI with knockouts 10	K2183 WHI with knockouts 5	K2183 WHI with knockouts 5	
METALCLAD PLUS & ALBANY PLUS surface	K8891 ALM 5 x 20mm knockouts 10	K8891 ALM 5 x 20mm knockouts 10	K8892 ALM 7 x 20mm knockouts 5	K8892 ALM 7 x 20mm knockouts 5	K8893 ALM 4 x 20mm, 4 x 25mm knockouts 5
	K8821 ALM without knockouts 10	K8821 ALM without knockouts 10	K8822 ALM without knockouts 5	K8822 ALM without knockouts 5	K8823 ALM without knockouts 5
	K8901 ALM deep box 5 x 20mm knockouts 10	K8901 ALM deep box 5 x 20mm knockouts 10	K8902 ALM deep box 4 x 20mm, 4 x 25mm knockouts 10	K8902 ALM deep box 4 x 20mm, 4 x 25mm knockouts 10	
ALBANY PLUS CHROMA PLUS & EDGE flush	891 ALM 2 x 20mm knockouts 10	891 ALM 2 x 20mm knockouts 10	892 ALM 4 x 20, 4 x 25mm knockouts 5	892 ALM 4 x 20, 4 x 25mm knockouts 5	893 ALM 4 x 20, 4 x 25mm knockouts 5
	821 ALM without knockouts 10	821 ALM without knockouts 10	822 ALM without knockouts 5	822 ALM without knockouts 5	823 ALM without knockouts 5
GROSVENOR PLUS & SAVOY PLUS flush	891 ALM 2 x 20mm knockouts 10	891 ALM 2 x 20mm knockouts 10	892 ALM 4 x 20, 4 x 25mm knockouts 5	892 ALM 4 x 20, 4 x 25mm knockouts 5	893 ALM 4 x 20, 4 x 25mm knockouts 5
	821 ALM without knockouts 10	821 ALM without knockouts 10	822 ALM without knockouts 5	822 ALM without knockouts 5	823 ALM without knockouts 5

	1	2	3	4	6
GRIDS					
Edge/Insignia cover plates	K3701 10	K3702 10	K3703 10	K3704 10	K3705 Y 2 1



TECHNICAL HOTLINE +44 (0)1268 563720

MODULAR



1	K3638 WHI 1		K3639 WHI 1				
1	K3498 ALM 1	K3499 ALM 1	K3502 ALM 1	K3508 ALM 1	K3514 ALM 1		
1	K3438 MCO 1	K3439 MCO 1	K3442 MCO 1	K3448 MCO 1	K3454 MCO 1	K3401 MCO 10	
1	K3438 SAB 1	K3439 SAB 1	K3442 SAB 1	K3448 SAB 1	K3454 SAB 1	K3401 SAB 10	
1	K3438 PCR 1	K3439 PCR 1	K3442 PCR 1	K3448 PCR 1	K3454 PCR 1	K3401 PCR 1	
1	K4348 POB 1		K4352 POB 1				
1	K5348 PBS 1		K5352 PBS 1				
1	K14348 1 (See Colour Key)	K14349 1 (See Colour Key)	K14352 1 (See Colour Key)	K14358 1 (See Colour Key)	K14354 1 (See Colour Key)	K14401 1 (See Colour Key)	

893 ALM **5**
4 x 20mm, 4 x 25mm
knockouts**823 ALM** **5**
without
knockouts**K8893 ALM** **5**
4 x 20mm, 4 x 25mm
knockouts**K8823 ALM** **5**
without
knockouts**893 ALM** **5**
4 x 20, 4 x 25mm
knockouts**823 ALM** **5**
without
knockouts**893 ALM** **5**
4 x 20, 4 x 25mm
knockouts**823 ALM** **5**
without
knockouts**K3704 X 2** **10****K8895 ALM** **1**
5 x 20mm, 5 x 25mm
knockouts**K8825 ALM** **1**
without
knockouts**895 ALM** **1**
5 x 20, 5 x 25mm
knockouts**825 ALM** **1**
without
knockouts**895 ALM** **1**
5 x 20, 5 x 25mm
knockouts**825 ALM** **1**
without
knockouts**K3703 X 3** **10****895 ALM** **1**
5 x 20, 5 x 25mm
knockouts**825 ALM** **1**
without
knockouts**K8895 ALM** **1**
5 x 20mm, 5 x 25mm
knockouts**K8825 ALM** **1**
without
knockouts**895 ALM** **1**
5 x 20, 5 x 25mm
knockouts**825 ALM** **1**
without
knockouts**895 ALM** **1**
5 x 20, 5 x 25mm
knockouts**825 ALM** **1**
without
knockouts**K3704 X 3** **10****K8898 ALM** **1**
5 x 20mm, 5 x 25mm
knockouts**K8826 ALM** **1**
without
knockouts**898 ALM** **1**
6 x 32mm
knockouts**898 ALM** **1**
6 x 32mm
knockouts**K3706 X 3** **10**

COLOUR KEY

All Edge frontplates (Insignia range in non UK markets) are supplied with grid module mounting frame. Add the appropriate colour suffix to the list no. eg K14331 B55.

BSS Brushed Stainless Steel**PBR** Polished Brass**SAA** Silver Anodised Aluminium**POC** Polished Chrome**WHI** White**BLA** Black Anodised Aluminium**PBZ** Polished Bronze**ABR** Antique Bronze**BBR** Brushed Brass**GLD** Gold Plate

See pages 182–209 for more information.

K8900 ALM **1**
6 x 20mm, 6 x 25mm
knockouts**K8827 ALM** **1**
without
knockouts**900 ALM** **1**
6 x 32mm
knockouts**900 ALM** **1**
6 x 32mm
knockouts**K3706 X 4** **10****3895 ZIC** **5**
3 x 20mm knockouts
(for flush mounting only)**3891 ZIC 3892 ZIC** **5**
1 gang 2 gang
Architrave Boxes for EDGE**K3708** **10**