


SSLA



SSLA Battery Range

+
FIAMM.COM

FIAMM
+ — — — -

Reserve
Power Solutions

THE SSLA BATTERY RANGE HAS BEEN DESIGNED TO COVER A WIDE RANGE OF APPLICATIONS. THE FOOTPRINT OF BATTERIES IS ALSO IDEAL FOR CRITICAL INSTALLATIONS. CONNECTION IS SIMPLE ON SMALLER MODELS SIZES THANKS TO THE EASY 'FAST-ON' TERMINALS.

THE FIAMM SSLA RANGE HAS FOUR DIFFERENT PRODUCT FAMILIES. EACH ONE IS SPECIFICALLY DESIGNED TO OPTIMISE THE BEST SOLUTION FOR THE APPLICATION.

FG DESIGNED TO MEET MEDIUM TO LONG DISCHARGE RATES AND WITH A DESIGN LIFE OF 5 YEARS. THE RANGE IS AVAILABLE IN 6V OR 12V BLOCKS WITH A CAPACITY RANGE OF 1.2 - 70AH.

FGH DESIGNED FOR MAXIMUM PERFORMANCE IN CRITICAL POWER APPLICATIONS SUCH AS UPS. THE RANGE IS AVAILABLE IN 12V BLOCKS WITH A CAPACITY RANGE OF 5 - 18AH.

FGHL CLASSIFIED "LONG LIFE" ACCORDING EUROBAT INDUSTRY STANDARD, WHICH MEANS 10 YEARS DESIGN LIFE. THE RANGE IS AVAILABLE WITH A CAPACITY RANGE OF 5AH TO 12AH.

FGC AN IDEAL SOLUTION FOR CYCLIC APPLICATIONS WITH A DESIGN LIFE OF 5 YEARS. RANGE IS AVAILABLE FROM 12 - 42AH. THESE PRODUCTS ARE DESIGNED TO GIVE A WIDE RANGE OF SOLUTIONS TO ALL APPLICATIONS AND OFFER UNSURPASSED PROVEN RELIABILITY, COMPLIANT WITH THE HIGHEST RECOGNISED INTERNATIONAL STANDARDS. SSLA USES VRLA TECHNOLOGY WITH 99% INTERNAL RECOMBINATION EFFICIENCY, IS NON-SPILLABLE AND MAINTENANCE FREE THEREFORE REQUIRES NO TOPPING UP OF ELECTROLYTE DURING ITS FLOAT-LIFE. SSLA RANGE IS NON-HAZARDOUS FOR AIR/SEA/RAIL/ROAD TRANSPORTATION AND IS 100% RECYCLABLE. SLA HAS A SELF-DISCHARGE RATE LESS THAN 2% PER MONTH, GUARANTEEING LONG SHELF-LIFE.

*SSLA (SMALL SEALED LEAD ACID) ARE BATTERIES WITH CAPACITY (AH) TILL MAX 24AH. THE FIAMM SSLA FIAMM RANGE CONTAINS SOME SIZES THAT EXCEED THIS LIMIT. HOWEVER SOME SIZES ARE OF A LARGER CAPACITY DUE TO APPLICATIONS.

MAIN APPLICATIONS:



UPS



SECURITY SYSTEMS AND EMERGENCY LIGHTING



LIGHT TRACTION



LEISURE



SPECIFICATIONS

High purity lead calcium tin grid plates, designed to resist corrosion and provide short recharge time

VRLA AGM technology using low resistance high microporous fiberglass separators

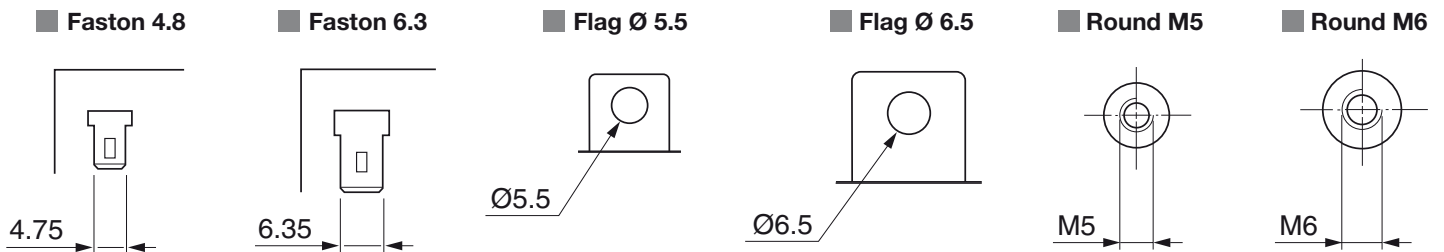
Leak resistant post seal, faston, flag and threaded female, terminals with high conductivity and maximum torque resistance

One-way safety relief valves allow gas to escape and prevent the ingress of oxygen

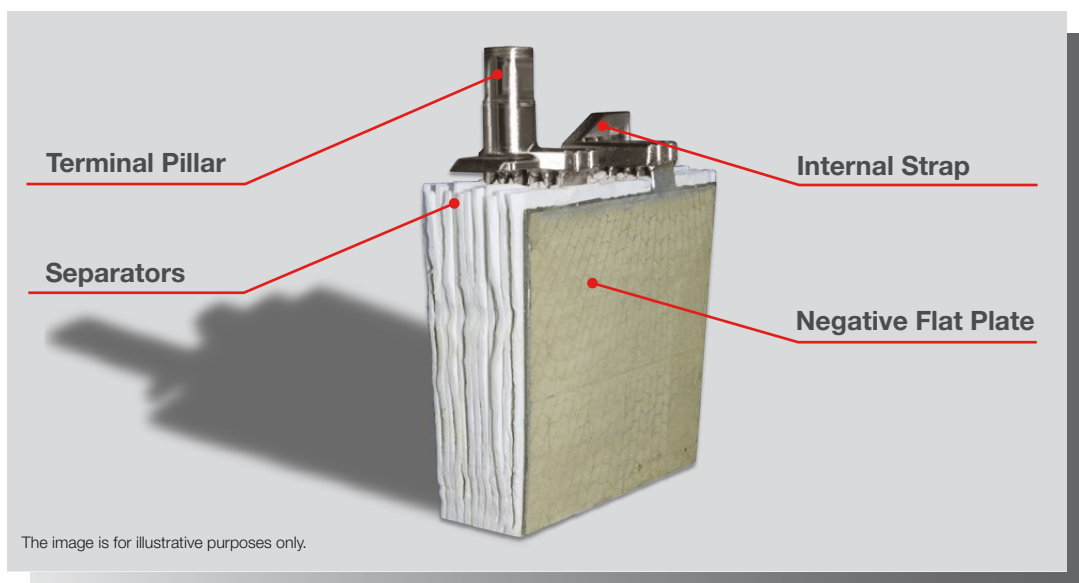
ABS plastic (for FGHL range flame retardant ABS plastic to IEC 707 FV0 and UL94 FV0 - LOI greater than 28%)

Installation in any orientation (excluding permanently inverted)

TERMINALS TYPE



TECHNOLOGY



FIAMM SSLA RANGE USE AGM (ABSORBED GLASS MAT) TECHNOLOGY. THE ELECTROLYTE IS ABSORBED IN FIBERGLASS SEPARATORS WITH 99% INTERNAL GAS RECOMBINATION EFFICIENCY. BLOCS ARE GRANTS NON-SPILLABLE AND MAINTENANCE FREE THEREFORE REQUIRES NO TOPPING UP OF ELECTROLYTE DURING ITS WHOLE LIFE. LOW SELF-DISCHARGE ALLOWS 6 MONTHS SHELF LIFE.

BATTERY TYPE	VDS*	NOMINAL VOLTAGE (V)	CAPACITY (Ah) 20 H to 1.75 VPC at 25°C	NOMINAL DIMENSIONS (mm)				TYPICAL WEIGHT (kg)	TERMINAL TYPE
				Length	Width	Height	Tot. Height**		
FG 10121		6	1.2	97	24	51	58	0.28	Faston 4.8
FG 10301	•	6	3.0	134	33	60	66	0.60	Faston 4.8
FG 10381		6	3.8	66	33	119	125	0.61	Faston 4.8
FG 10451		6	4.5	70	47	101	106	0.72	Faston 4.8
FG 10721		6	7.2	150	34	94	100	1.2	Faston 4.8
FG 11201	•	6	12	151	50	93	99	1.8	Faston 4.8
FG 11202	•	6	12	151	50	93	99	1.8	Faston 6.3
FG 20121	•	12	1.2	97	48	51	57	0.54	Faston 4.8
FG 20121A		12	1.2	97	43	51	58	0.52	Faston 4.8
FG 20201	•	12	2.0	178	35	60	65	0.80	Faston 4.8
FG 20271		12	2.7	79	56	99	105	1.1	Faston 4.8
FG 20341		12	3.4	134	65	60	66	1.3	Faston 4.8
FG 20451		12	4.5	90	70	101	107	1.5	Faston 4.8
FG 20721	•	12	7.2	151	65	95	101	2.3	Faston 4.8
FG 20722	•	12	7.2	151	65	95	101	2.3	Faston 6.3
FG 21201	•	12	12	151	98	95	100	3.8	Faston 4.8
FG 21202	•	12	12	151	98	95	100	3.8	Faston 6.3
FG 21803	•	12	18	181	76	167	167	5.5	Flag Ø5.5
FG 22703	•	12	27	166	175	125	125	8.7	Flag Ø5.5
FG 24204	•	12	42	197	165	170	170	13.5	Flag Ø5.5
FG 27004	•	12	70	350	166	174	174	23.3	Flag Ø6.5

* Model available also with VDS

**Tot. Height = total height including terminals

BATTERY TYPE	NOMINAL VOLTAGE (V)	CAPACITY (Ah) 20 H to 1.75 VPC at 25°C	INTERNAL RESISTANCE (mOhm) IEC 60896 21-22	NOMINAL DIMENSIONS (mm)				TYPICAL WEIGHT (kg)	TERMINAL TYPE
				Length	Width	Height	Tot. Height*		
FGC 21202	12	12	13	151	98	95	100	4.0	Faston 6.3
FGC 21803	12	18	12	181	76	167	167	6.3	Flag Ø5.5
FGC 22705	12	27	11	166	175	125	125	9.2	Round M5
FGC 23505	12	35	6.5	197	132	170	170	12.2	Round M5
FGC 24207	12	42	7.5	196	165	169	169	13.2	Round M6

*Tot. Height = total height including terminals

FGH

BATTERY TYPE	NOMINAL VOLTAGE (V)	CAPACITY (Ah) 20 H to 1.75 VPC at 25°C	INTERNAL RESISTANCE (mOhm) IEC 60896 21-22	NOMINAL DIMENSIONS (mm)				TYPICAL WEIGHT (kg)	TERMINAL TYPE
				Length	Width	Height	Tot. Height*		
12 FGH 23 slim	12	5.0	37	151	51	95	102	2.2	Faston 4.8
12 FGH 23	12	5.0	37	90	70	101	107	2.1	Faston 6.3
12 FGH 36	12	9.0	23.6	151	65	95	101	2.7	Faston 6.3
12 FGH 50	12	12	14.8	151	98	95	100	4.2	Faston 6.3
12 FGH 65	12	18	9.8	181	76	167	167	6.2	Flag Ø5.5

*Tot. Height = total height including terminals

FGHL

BATTERY TYPE	NOMINAL VOLTAGE (V)	CAPACITY (Ah) 20 H to 1.75 VPC at 25°C	INTERNAL RESISTANCE (mOhm) IEC 60896 21-22	NOMINAL DIMENSIONS (mm)				TYPICAL WEIGHT (kg)	TERMINAL TYPE
				Length	Width	Height	Tot. Height*		
12 FGHL 22	12	5.0	37	90	70	101	107	2.1	Faston 6.3
12 FGHL 28	12	7.2	24.6	151	65	95	101	2.7	Faston 6.3
12 FGHL 34	12	9.0	23.6	151	65	95	101	2.8	Faston 6.3
12 FGHL 48	12	12	24.8	151	98	95	100	4.2	Faston 6.3

*Tot. Height = total height including terminals

ELECTRICAL CHARACTERISTICS

Float Voltage: 2.25-2.30 V/cell at 25°C

Boost Voltage for cyclic use: 2.40-2.50 V/cell at 25°C

Float Voltage Compensation with Temperature: -2.5 mV/cell/°C

Self-Discharge at 25°C: <2%/month

STANDARDS

IEC 60896 Part 21 - VRLA methods of testing

IEC 60896 Part 22 - VRLA requirements

BS 6290 Part 4 - specifications for VRLA classification

Eurobat "3-5 years standard commercial" for FG FGH

FGC and "10-12 years long life" for FGHL

UL Recognized

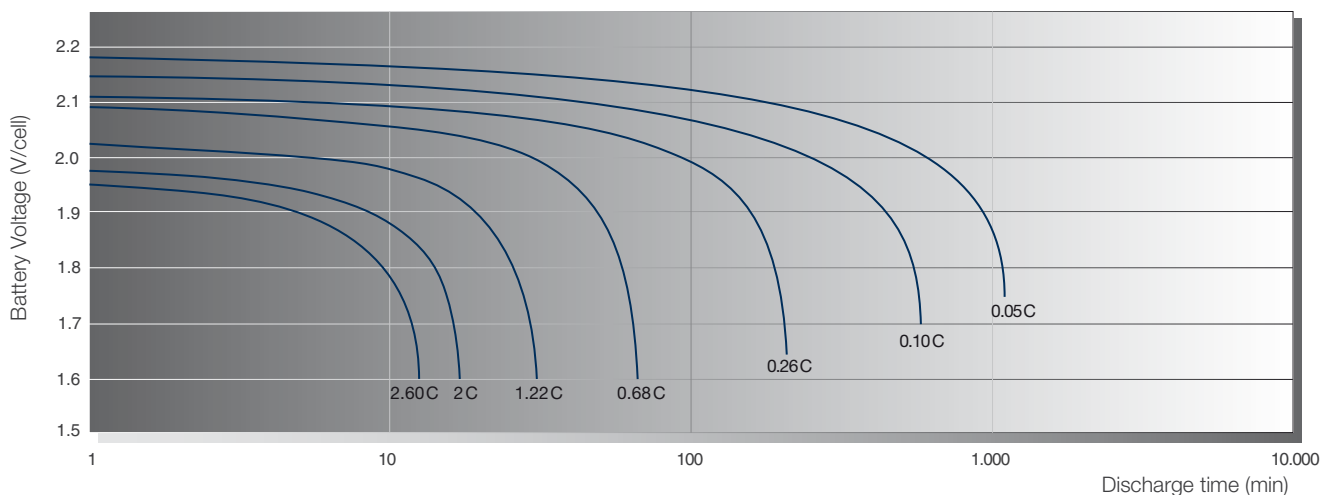
CERTIFICATIONS

ISO 9001
Quality Management System

ISO 14001
Environmental Management System

OHSAS 18001
Workplace Safety & Health

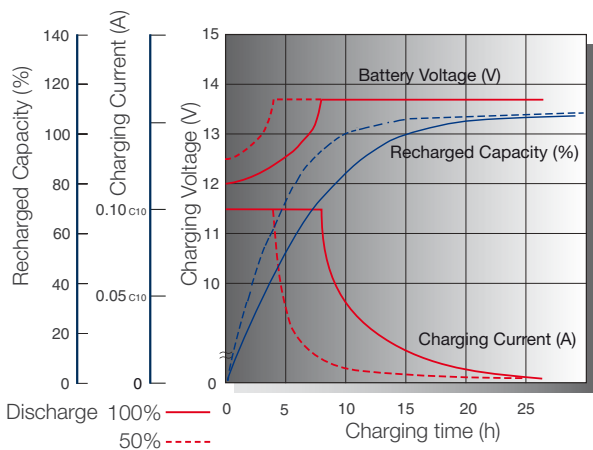
DISCHARGE CURVES at different current / final voltage (at 25°C)



The above discharge curves are typical. For more detailed information please see the specific product sheets.

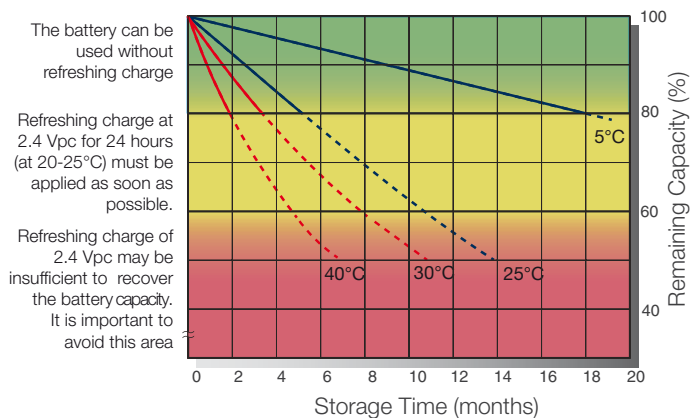
TYPICAL CHARGE CURVES

Battery Voltage and Charge Time for Standby Use (at 25°C)



STORAGE

Capacity loss during storage at various temperatures



FIAMM S.p.A.
Viale Europa, 75 - 36075 Montecchio Maggiore (VI) - ITALY
TEL +39 0444 709311 - Fax +39 0444 694178

e-mail: info.standby@fiamm.com
www.fiamm.com
f [fiamm.batteries](https://www.facebook.com/fiamm.batteries)
t [fiambatteries](https://twitter.com/fiambatteries)
y [youtube.com/user/FIAMMvideo](https://www.youtube.com/user/FIAMMvideo)