

Residual current operated circuit breaker, 4-pole, Type A, short-time delayed, In: 40 A, 30 mA, Un AC: 400 V, with thermal overload protection



Model	
Product brand name	SENTRON
Product designation	RCCB
Design of the product	Short-time delayed
Product variations	With thermal overload protection
General technical data	
Number of poles	4
Size of installation devices / acc. to DIN 43880	1
Protection against electrical shock	Finger and back-of-hand safe
Short-circuit current rating	10 kA
circuit-breaker / Design	5SV3
Mechanical service life (switching cycles) / typical	10 000
Switching function / short-term delayed	Yes
Overvoltage category	III
Supply voltage	
Current / at AC / rated value	40 A
• Supply voltage / at AC / rated value	400 V

• Supply voltage / for testing equipment / minimum	195 V
• rated value	50 Hz

Protection class

Protection class IP	IP20, if the distribution board is installed, with connected conductors
---------------------	---

Switching capacity

Switching capacity current / according to IEC 61008-1 / rated value	0.8 kA
---	--------

Dissipation

Power loss [W] / for rated value of the current / at AC / in hot operating state / per pole	1.8 W
---	-------

Current

Tripping residual current / rated value	30 mA
---	-------

Tripping residual / rated value / derated current

• at 40 Cel	40 A
• at 45 Cel	40 A
• at 50 Cel	40 A
• at 55 Cel	40 A
• at 60 Cel	40 A
• at 65 Cel	40 A
• at 70 Cel	40 A

Type of fault current	A
-----------------------	---

I ² t-value / permissible	58 000 A ² ·s
--------------------------------------	--------------------------

Surge current resistance / rated value	3 kA
--	------

Operating frequency	50/60Hz
---------------------	---------

Product details

Product feature / silicon-free	Yes
--------------------------------	-----

Product extension / can be installed / supplementary devices	Yes
--	-----

Connections

Connectable conductor cross-section	
• solid	0.75 ... 35 mm ²
• stranded	0.75 ... 35 mm ²

Tightening torque / with screw-type terminals	2.5 ... 3 N·m
---	---------------

Position / of power supply cord	top or bottom
---------------------------------	---------------

Mechanical Design

Height	90 mm
--------	-------

Width	72 mm
-------	-------

Depth	70 mm
-------	-------




Installation depth	70 mm
Number of width units	4
Mounting type	DIN rail (REG)
Mounting position	any

Environmental conditions

Ambient temperature	-25 ... +45 °C
• during storage	-40 ... +75 °C

Certificates

Reference code	
• acc. to DIN EN 61346-2	F
• acc. to DIN EN 81346-2	F

General Product Approval	Declaration of Conformity	other	Railway
 ÖVE  VDE Miscellaneous	 EG-Konf.	Miscellaneous	Vibration and Shock

Railway

[Confirmation](#)

Further information

Information- and Downloadcenter (Catalogs, Brochures,...)

<http://www.siemens.com/lowvoltage/catalogs>

Industry Mall (Online ordering system)

<https://mall.industry.siemens.com/mall/en/en/Catalog/product?mlfb=5SV3344-6LA01>

Service&Support (Manuals, Certificates, Characteristics, FAQs,...)

<https://support.industry.siemens.com/cs/ww/en/ps/5SV3344-6LA01>

Image database (product images, 2D dimension drawings, 3D models, device circuit diagrams, ...)

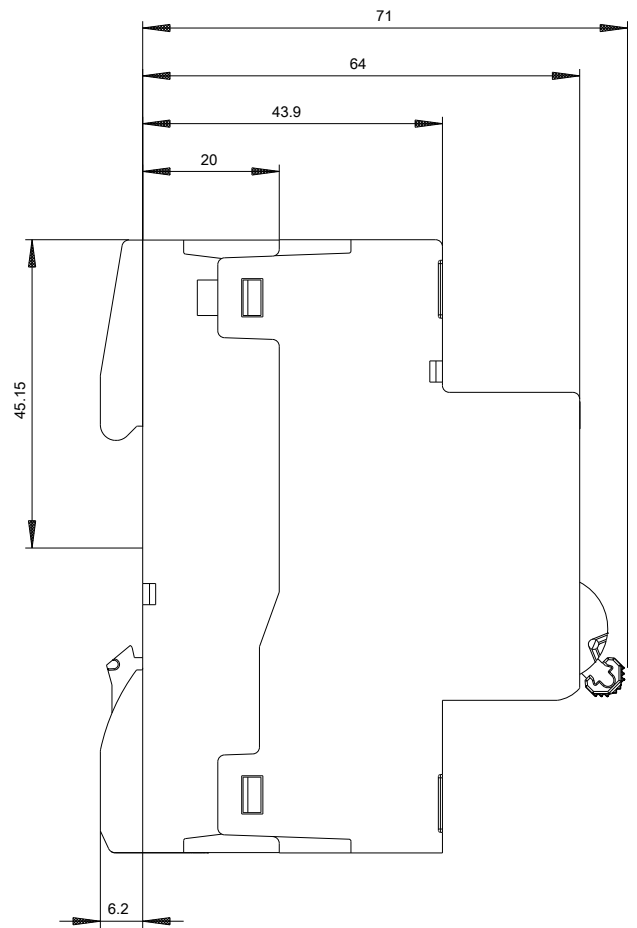
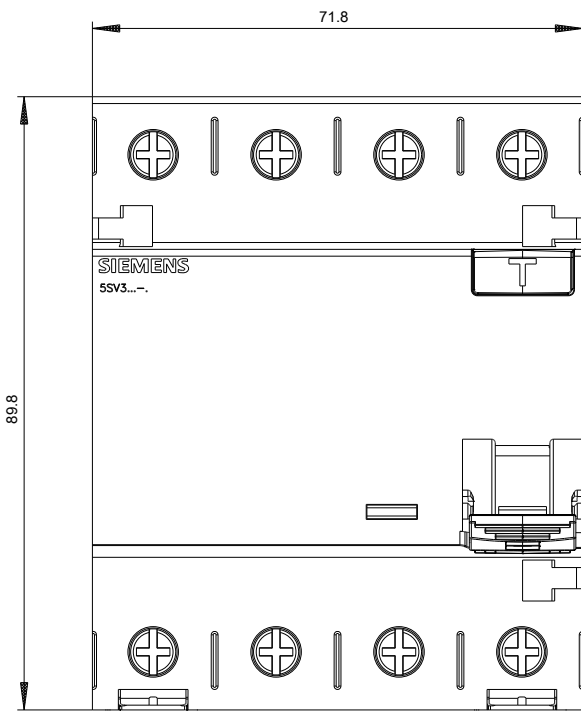
http://www.automation.siemens.com/bilddb/cax_en.aspx?mlfb=5SV3344-6LA01

CAX-Online-Generator

<http://www.siemens.com/cax>

Tender specifications

<http://www.siemens.com/specifications>





-CB

