



GWS250 Series

Single Output 250W Power Supplies

- Standby Power Draw < 0.5 Watt
- High Efficiency up to 93%
- Built to meet ErP
- 41 mm height (1U compatible)
- Convection Cooled
- 5V / 300mA Aux Supply
- Output Remote Programming
- Class C Harmonics (IEC 61000-3-2) above 25% Load
- Allows Use in Lighting Equipment
- Five Year Warranty

Key Market Segments & Applications

Targets all ErP compliant applications
 Industrial, Traffic Controls, Automated Service, Kiosks
 Test & Measurement, Entertainment Systems,
 Communications & Broadcasting, LED Displays & Signage

GWS250 Features and Benefits

Features

- Convection Cooling
- Programmable Output Voltage
- Peak Power Capability 120% (24 & 36V models)
- Average Active Efficiency @ 230V : 92.7%

Benefits

- Easier System Integration, No Audible Noise
- Broad Range of Applications
- Lower Cost, Smaller Size
- Easier System Cooling, Less Energy Used, High Reliability

Specifications

ITEMS	MODEL	GWS250
AC Input Voltage	VAC	85 - 264VAC (300VAC for 5s)
Input Frequency	Hz	47 - 63Hz
DC Input Voltage	VDC	120 - 373VDC
Inrush Current (cold start)	A	20A at 115VAC, 40A at 230VAC
Power Factor (1)	-	Meets EN61000-3-2 (Typical PF 0.98/0.95) Class A, Class C > 25% Load
Input Current (1)	A	3.0 / 1.4
Temperature Coefficient	°C	<0.02%/°C
Overcurrent Protection	-	>105% rated output power or >101% of peak output power
Overvoltage Protection (2)	V	12V: 13.8 - 16.2V, 24V: 30.3 - 35.5V, 36V: 41.4 - 48.6V, 48V: 60 - 69.6V
Overtemperature Protection (2)	-	Yes
Hold Up Time (1)	ms	16ms
Leakage Current (Typ)	mA	0.75mA@230VAC
Remote Sense	-	No
Remote On/Off	-	Active Low
Standby Input Power (3)	W	<0.5W
Aux Supply	-	5V/0.3A
Monitoring Signal	-	DC OK, open collector signal, High on Fail (Active Low)
LED Indicator	-	Green LED = On
Output Remote Programming	-	See installation manual for details
Operating Temperature	°C	-25°C to +70°C. (Refer to Output Derating Curve) Guaranteed Start Up at -40°C
Storage Temperature	°C	-30°C to +85°C
Operating Humidity	-	30 - 90% RH (non condensing)
Storage Humidity	-	10 - 95% RH (non condensing)
Cooling	-	Convection
Withstand Voltage	-	Input to FG 1.5kVAC (20mA), Input to Output 3kVAC (20mA), output to FG 500VAC (100mA) for 1 min
Isolation Resistance	Ω	>100MΩ at 25°C & 70%RH
Vibration (non operating)	-	10 - 55Hz: 19.6m/s ² Constant sweep 1 min X, Y, Z for 1 hour each
Shock (in package)	-	< 196.1 m/s ² (20G)
Immunity	-	Built to meet EN61000-4-2 (Level 2,3), -3 (Level 3), -4 (Level 3), -5 (Level 4), -6 (Level 3), -8 (Level 4), -11
Safety Agency Approvals	-	UL60950-1, CSA C22.2 No.60950-1-07 (2nd Edition), EN60950-1, IEC60950-1 (2nd Edition), CE
Conducted & Radiated EMI	-	Built to meet EN55022-B, CISPR22-B
Weight (Typ)	g	850
Size (L x W x H)	mm	198 x 105 x 41
Warranty	yrs	5

Notes: (1) 115 / 230VAC input (2) Recycle AC, or use remote on/off to reset (3) When remote off and 5V Aux supply @ no load

Model Selector

Model	Voltage (V)	Adjust Range (V)	Max Current (A)	Peak Current ⁽¹⁾ DC (A)	Load Reg. (mV)	Line Reg. (mV)	Ripple Noise (mV)	Efficiency (typ) % (230VAC)
GWS250-12	12V	10.8 - 13.2	21	-	96	48	120	92
GWS250-24	24V	22 - 28.8	10.5	12.5	192	96	150	92
GWS250-36	36V	32 - 40	7	8.4	288	144	200	93
GWS250-48	48V	42 - 57.6	5.3	-	384	192	250	93

Notes: (1) Peak current 10seconds max. 35% duty cycle max.

Outline Drawing GWS250

Technical drawing of the GWS250 power supply. The drawing includes front and side views with various dimensions and labels. Key features include:

- Front View:** Shows the input terminals (AC(N), AC(L), +V, -V, FG), output terminals (+V, -V), and a DC ON INDICATOR. Dimensions include a total width of 120.0±0.5 mm and a height of 75.0±0.5 mm.
- Side View:** Shows the depth of the unit, with a total length of 198.0±1.0 mm and a mounting hole offset of 11.3 mm.
- Labels:** The front panel features a nameplate with model information and safety symbols. A cover is shown partially open.
- Dimensions:** Various specific dimensions are provided, such as 18.4 mm for the top terminal spacing and 11.7 mm for the output terminal offset.

SIGNAL CONNECTOR INFORMATION

CN1 PIN ASSIGN

1.	DCOK
2.	COM
3.	5VSB
4.	COM
5.	CNT+
6.	CNT-
7.	5V
8.	COM

SIGNAL CONNECTOR USED

PART DESCRIPTION	PART NAME	MANUFACT
PIN HEADER	S8B-PHDS(LF)(SN) (CN1)	JST

MATCHING HOUSINGS, PIN & TOOL

PART DESCRIPTION	PART NAME	MANUFACT
SOCKET HOUSING	PHDR-8VS (CN1)	JST
TERMINAL PINS	SPHD-002T-P0.5 OR SPHD-001T-P0.5	JST
HAND CRIMPING TOOL	YRS-620(SPHD-002T-P0.5) YC-610R(SPHD-001T-P0.5)	JST

==ACCESSORIES==

* SHORT PIECE -----1
 SHORTING CNT+ -->CNT-
 (ATTACHED ON CN1 AT SHIPMENT)

NAME PLATE

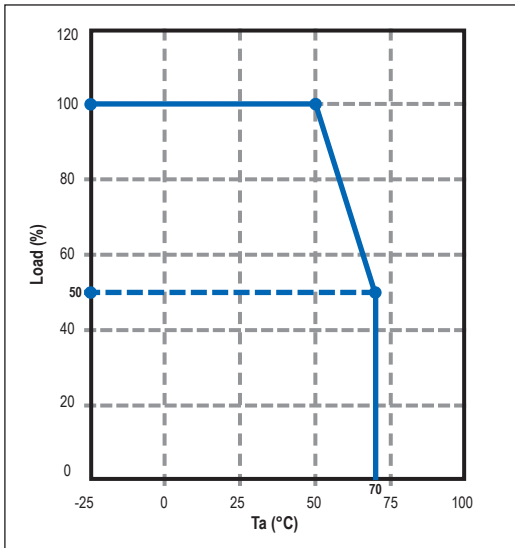
SEE NOTE A

(unit : mm)

MODEL GWS250
TDK-Lambda
 PA589-02-01B

NOTES: A. Model name, input voltage range, Nominal output voltage, Maximum output current & country of manufacture are shown in accordance with the specification.
 B. M4 tapped, embossed & countersunk holes (8) for customer chassis mounting. Screws must not protrude into power supply by more than 5mm

Output Derating Curve GWS250



Options

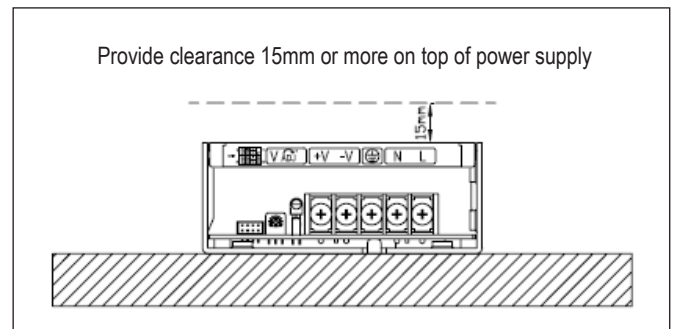
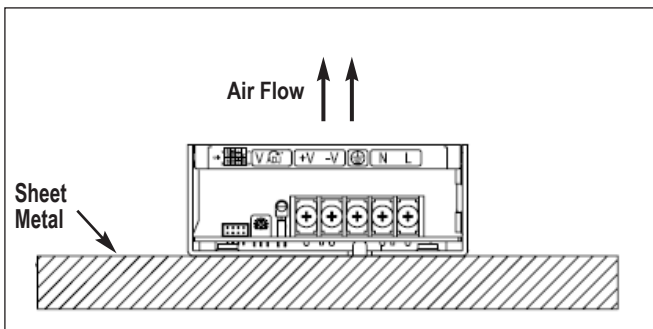
Suffix	Description
/T	OTP auto recovery after unit cools down
/RL	Remote ON/OFF reverse logic (Active High)
/BAT	Battery charging for 24V (21 -29V/8.8A) & 48V (42-58V/4.4A) only
/P	Power up to 350W with system airflow of 20cfm minimum and air blowing in from opposite side of input/output connectors
/L	Without cover

Notes: GWS250-XX/YYYYYYYYYYYY where **XX** can be 12, 24, 36, or 48
Y option can be any combination of P, L, RL, CO, CO2, T, BAT, or blank

MOQs apply to Option models

Please contact your local TDK-Lambda sales office for details.


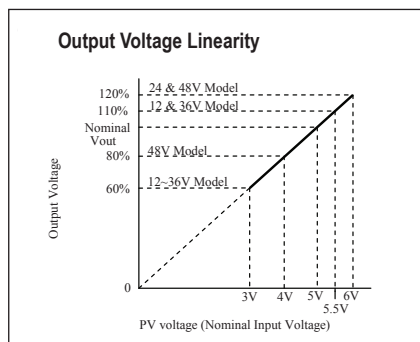
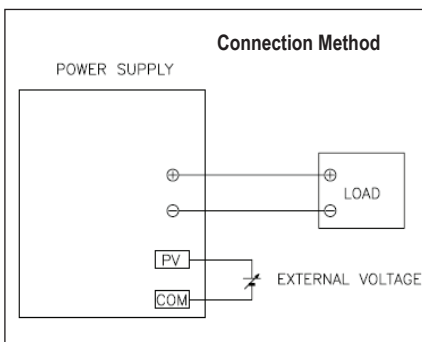
Mounting Options GWS250 - For other mounting versions please refer to Instruction Manual



Mounting Method

- 1 This is convection cooling type power supply. In consideration of the heat radiation and safety, please keep a distance of more than 15mm between the power supply and the peripheral parts. When lining up multiple units, please make sure to place them 5mm or more apart from each other
- 2 Maximum allowable penetration of mounting screws into the power-supply is 5mm
- 3 Recommended torque for mounting screws (M4): 1.27 Nm (13.0 kgf.cm)

GWS250 Output Voltage External Control (PV)



Output voltage external control function is available. Output voltage can be varied by applying an external voltage (3-6V) to 'PV' and 'COM' terminals at signal connector CN1

Please consider the following characteristics.

Notes:

- For 12V & 36V output model, limit output voltage variation range at 60% - 110%. At PV voltage variation 3V - 5.5V
- For 24V output model, limit output voltage variation range at 60% - 120%. At PV voltage variation 3V - 6V
- For 48V output model, limit output voltage variation range at 80% - 120%. At PV voltage variation 4V - 6V

TDK-LAMBDA EMEA

www.emea.tdk-lambda.com



TDK-Lambda France SAS

ZAC des Delaches
 CS 41077
 9 rue Thuillere
 91978 Villebon Courtaboeuf
 France
 Tel: +33 1 60 12 71 65
 Fax: +33 1 60 12 71 66
france@fr.tdk-lambda.com
www.fr.tdk-lambda.com



Italy Sales Office

Via dei Lavoratori 128/130
 20092 Cinisello Balsamo (MI)
 Italy
 Tel: +39 02 61 29 38 63
 Fax: +39 02 61 29 09 00
info.italia@it.tdk-lambda.com
www.it.tdk-lambda.com



Netherlands

info@tdk-lambda.nl
www.tdk-lambda.nl



TDK-Lambda Germany GmbH

Karl-Bold-Strasse 40
 77855 Achem
 Germany
 Tel: +49 7841 666 0
 Fax: +49 7841 5000
info.germany@de.tdk-lambda.com
www.de.tdk-lambda.com



Austria Sales Office

Aredstrasse 22
 2544 Leobersdorf
 Austria
 Tel: +43 2256 655 84
 Fax: +43 2256 645 12
info.germany@de.tdk-lambda.com
www.de.tdk-lambda.com



Scandinavia Sales Office

Valdemarsgade 7
 4100 Ringsted
 Denmark
 Tel: +45 58 10 35 56
 Fax: +45 69 80 44 99
info@de.tdk-lambda.com
www.emea.tdk-lambda.com



TDK-Lambda UK Ltd.

Kingsley Avenue
 Ilfracombe
 Devon EX34 8ES
 United Kingdom
 Tel: +44 (0) 12 71 85 66 66
 Fax: +44 (0) 12 71 86 48 94
powersolutions@uk.tdk-lambda.com
www.uk.tdk-lambda.com



TDK-Lambda Ltd.

Kibbutz
 Givat Hashlosha 48800
 Israel
 Tel: +9 723 902 4333
 Fax: +9 723 902 4777
info@tdk-lambda.co.il
www.tdk-lambda.co.il



Russia

Technical Support:

St Petersburg
 Tel: +7 (812) 6580463

Sales:

Moscow
info@tdk-lambda.ru
www.tdk-lambda.ru

Local Distribution

