


Single Phase Rectifier Bridge, 2 A



D-44

FEATURES

- Suitable for printed circuit board mounting
- Compact construction
- High surge current capability
- RoHS compliant



DESCRIPTION

A 2 A single phase encapsulated bridge rectifier consisting of four single diodes connected as a full bridge. They are intended for general applications in industrial and consumer equipment.

PRODUCT SUMMARY

I_o	2 A
V_{RRM}	50 to 1000 V

MAJOR RATINGS AND CHARACTERISTICS

SYMBOL	CHARACTERISTICS	VALUES	UNITS
I_o		2.0	A
I_{FSM}	50 Hz	60	A
	60 Hz	63	
I^2t	50 Hz	18	A^2s
	60 Hz	16	
V_{RRM}		50 to 1000	V
T_J		- 40 to 150	$^{\circ}C$

ELECTRICAL SPECIFICATIONS

VOLTAGE RATINGS

PART NUMBER	V_{RRM} , MAXIMUM REPETITIVE PEAK REVERSE VOLTAGE (V)	V_{RSM} , MAXIMUM NON-REPETITIVE PEAK REVERSE VOLTAGE (V)	V_{RMS} , MAXIMUM RECOMMENDED RMS SUPPLY VOLTAGE (V)
2KBP005	50	50	20
2KBP02	200	200	80
2KBP04	400	400	125
2KBP06	600	600	250
2KBP08	800	800	380
2KBP10	1000	1000	500

FORWARD CONDUCTION						
PARAMETER	SYMBOL	TEST CONDITIONS		VALUES	UNITS	
Maximum DC output current	I_O	$T_A = 50\text{ }^\circ\text{C}$, resistive or inductive load		2.0	A	
		$T_A = 50\text{ }^\circ\text{C}$, capacitive load		1.8		
Maximum peak one cycle, non-repetitive surge current	I_{FSM}	$t = 10\text{ ms}$, 20 ms	Following any rated load condition and with rated V_{RRM} reapplied	60	A	
		$t = 8.3\text{ ms}$, 16.7 ms		63		
Maximum I^2t capability for fusing	I^2t	$t = 10\text{ ms}$	100 % V_{RRM} reapplied	Initial $T_J = T_J$ maximum	A ² s	
		$t = 8.3\text{ ms}$				18
		$t = 10\text{ ms}$	No voltage reapplied			16
		$t = 8.3\text{ ms}$				26
Maximum $I^2\sqrt{t}$ capability for fusing	$I^2\sqrt{t}$	$t = 0.1\text{ to }10\text{ ms}$, no voltage reapplied		23	A ² \sqrt{s}	
Maximum peak forward voltage per diode	V_{FM}	$I_{FM} = 1\text{ A}$, $T_J = 25\text{ }^\circ\text{C}$		255	A ² \sqrt{s}	
Typical peak reverse leakage current per diode	I_{RM}	$T_J = 25\text{ }^\circ\text{C}$, 100 % V_{RRM}		1.0	V	
		$T_J = 150\text{ }^\circ\text{C}$, 100 % V_{RRM}		10	μA	
Operating frequency range	f			1.0	mA	
				40 to 1000	Hz	

THERMAL AND MECHANICAL SPECIFICATIONS			
PARAMETER	SYMBOL	VALUES	UNITS
Operating junction and storage temperature range	T_J , T_{Stg}	- 40 to 150	$^\circ\text{C}$
Approximate weight		4	g
		0.14	oz.

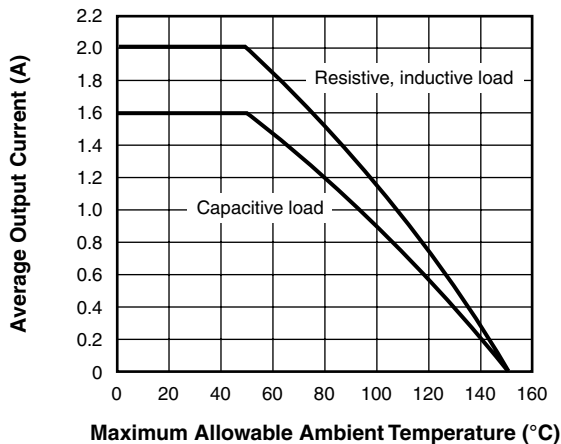


Fig. 1 - Ambient Temperature Ratings

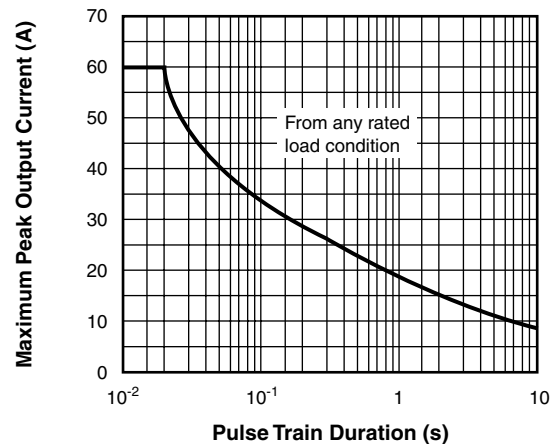
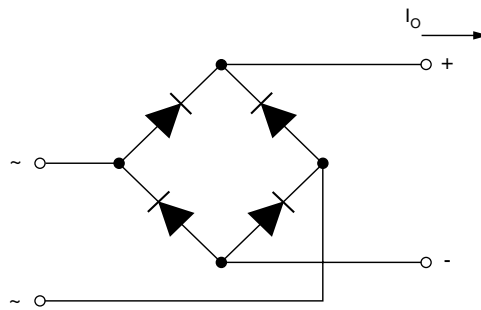


Fig. 2 - Non-Repetitive Surge Ratings



CIRCUIT CONFIGURATION



LINKS TO RELATED DOCUMENTS	
Dimensions	http://www.vishay.com/doc?95329

D-44

DIMENSIONS in millimeters (inches)





Disclaimer

ALL PRODUCT, PRODUCT SPECIFICATIONS AND DATA ARE SUBJECT TO CHANGE WITHOUT NOTICE TO IMPROVE RELIABILITY, FUNCTION OR DESIGN OR OTHERWISE.

Vishay Intertechnology, Inc., its affiliates, agents, and employees, and all persons acting on its or their behalf (collectively, "Vishay"), disclaim any and all liability for any errors, inaccuracies or incompleteness contained in any datasheet or in any other disclosure relating to any product.

Vishay makes no warranty, representation or guarantee regarding the suitability of the products for any particular purpose or the continuing production of any product. To the maximum extent permitted by applicable law, Vishay disclaims (i) any and all liability arising out of the application or use of any product, (ii) any and all liability, including without limitation special, consequential or incidental damages, and (iii) any and all implied warranties, including warranties of fitness for particular purpose, non-infringement and merchantability.

Statements regarding the suitability of products for certain types of applications are based on Vishay's knowledge of typical requirements that are often placed on Vishay products in generic applications. Such statements are not binding statements about the suitability of products for a particular application. It is the customer's responsibility to validate that a particular product with the properties described in the product specification is suitable for use in a particular application. Parameters provided in datasheets and/or specifications may vary in different applications and performance may vary over time. All operating parameters, including typical parameters, must be validated for each customer application by the customer's technical experts. Product specifications do not expand or otherwise modify Vishay's terms and conditions of purchase, including but not limited to the warranty expressed therein.

Except as expressly indicated in writing, Vishay products are not designed for use in medical, life-saving, or life-sustaining applications or for any other application in which the failure of the Vishay product could result in personal injury or death. Customers using or selling Vishay products not expressly indicated for use in such applications do so at their own risk and agree to fully indemnify and hold Vishay and its distributors harmless from and against any and all claims, liabilities, expenses and damages arising or resulting in connection with such use or sale, including attorneys fees, even if such claim alleges that Vishay or its distributor was negligent regarding the design or manufacture of the part. Please contact authorized Vishay personnel to obtain written terms and conditions regarding products designed for such applications.

No license, express or implied, by estoppel or otherwise, to any intellectual property rights is granted by this document or by any conduct of Vishay. Product names and markings noted herein may be trademarks of their respective owners.

Material Category Policy

Vishay Intertechnology, Inc. hereby certifies that all its products that are identified as RoHS-Compliant fulfill the definitions and restrictions defined under Directive 2011/65/EU of The European Parliament and of the Council of June 8, 2011 on the restriction of the use of certain hazardous substances in electrical and electronic equipment (EEE) - recast, unless otherwise specified as non-compliant.

Please note that some Vishay documentation may still make reference to RoHS Directive 2002/95/EC. We confirm that all the products identified as being compliant to Directive 2002/95/EC conform to Directive 2011/65/EU.