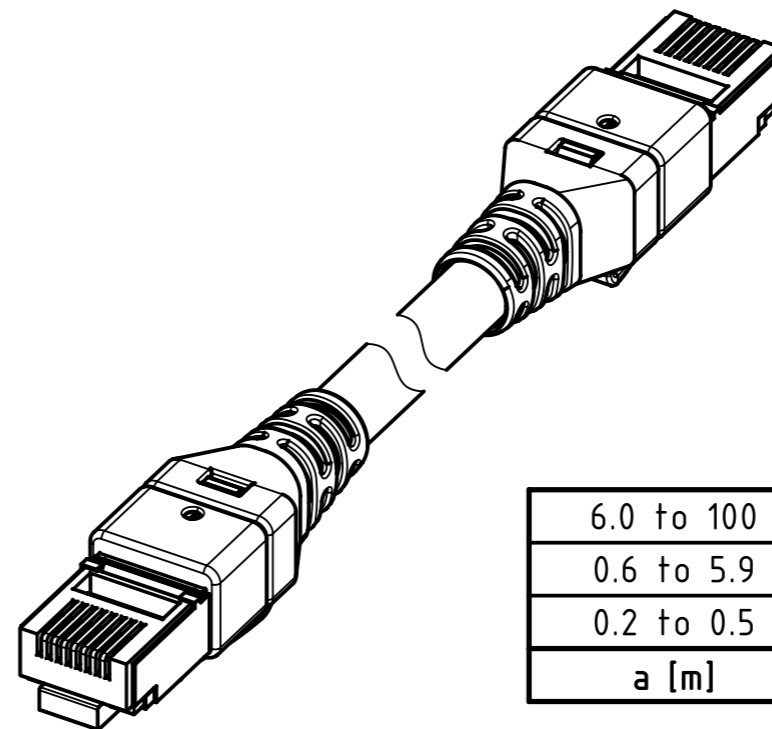
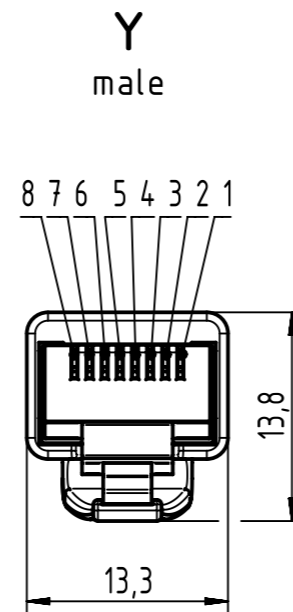
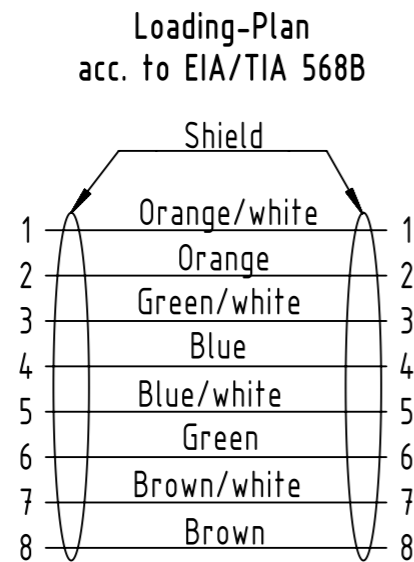
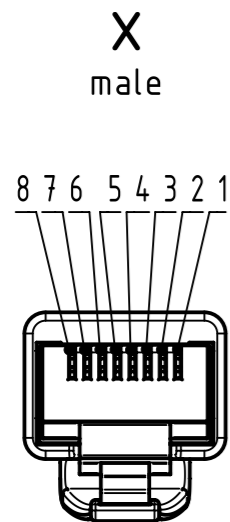
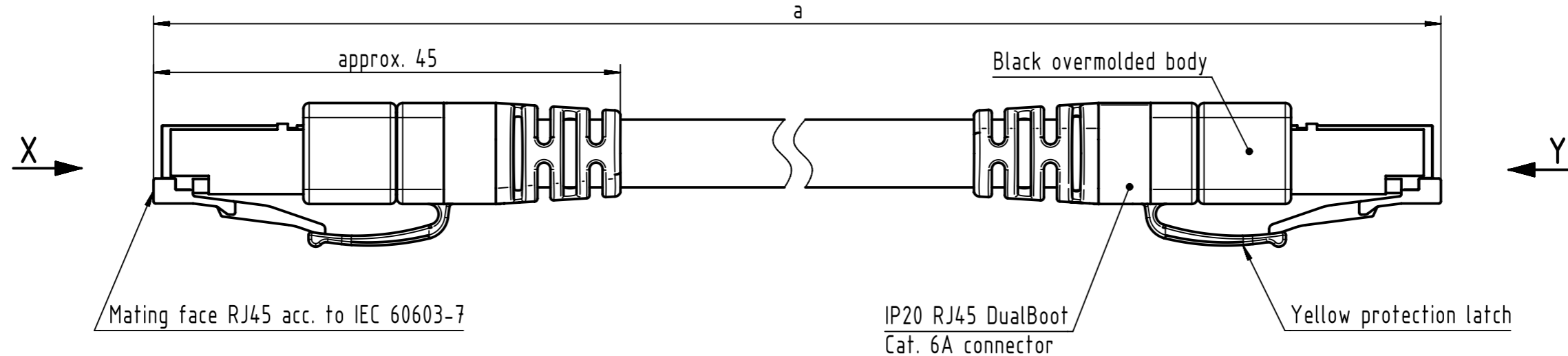


Connector Location A

Connector Location B



| | |
|--------------|------------------|
| 6.0 to 100 | ±1% |
| 0.6 to 5.9 | +0.04 |
| 0.2 to 0.5 | +0.02 |
| a [m] | Tolerance |

| | | |
|--------------------------------|--------------|------------|
| length in "1m" step | 100 | XXX=000 |
| | 99 | XXX=990 |
| | . | . |
| | 12 | XXX=120 |
| length in "0.1m" step | 11 | XXX=110 |
| | 10 | XXX=100 |
| | 9.9 | XXX=099 |
| | 9.8 | XXX=098 |
| | . | . |
| | 0.5 | XXX=005 |
| | 0.4 | XXX=004 |
| | 0.3 | XXX=003 |
| 0.2 | XXX=002 | |
| Step | a [m] | XXX |

NOTE:
 * For lengths < 1.0m:
 - relative positioning of the connectors to each other will be as presented in the drawing, however with an admissible angular deviation around cable axis of ± 30°
 * For lengths ≥ 1.0m:
 - relative positioning of the connectors to each other not obligatory
 * Ethernet transmission possible for lengths up to 45m

Cat. 6A FRNC Ethernet Cable,
AWG27/7, S/FTP, yellow

09488787587XXX

Type of cable

Part no.

| | | | | | | | | | |
|--|--|---------------------------------------|--|--------------------------|--|--------------------------|--|--|--|
| | | All Dimensions in mm | | Tech. Character. | | Free size tol. | | According to production drawing | |
| All rights reserved Department HCS - RO | | Created by MUNTEANV | | Inspected by COSTEA | | Standardisation AVRAM | | Date 2017-07-13 | |
| HARTING Customised Solutions D-32427 Minden | | Title RJ Industrial Cable Assembly | | | | State Final Release | | Doc-Key / ECM-Nr. 100577971/UGD/009/B 500000122254 | |
| | | Type TB | | Number 09488787587XXX | | Rev. B | | Page 1/1 | |