

Circuit breaker size S3 for motor protection, CLASS 20 A release 57...75 A N release 975 A Screw-type connection Incr. switching capacity 100 kA



Figure similar

Product brand name	SIRIUS
Product designation	Circuit breaker
Design of the product	For motor protection
Product type designation	3RV2

General technical data	
Size of the circuit-breaker	S3
Size of contactor can be combined company-specific	S3
Product extension	
• Auxiliary switch	Yes
Power loss [W] total typical	32 W
Insulation voltage with degree of pollution 3 rated value	1 000 V
Surge voltage resistance rated value	8 kV
maximum permissible voltage for safe isolation	
• in networks with grounded star point between main and auxiliary circuit	400 V
• in networks with grounded star point between main and auxiliary circuit	400 V

Protection class IP	
• on the front	IP20
• of the terminal	IP00
Shock resistance	
• acc. to IEC 60068-2-27	25g / 11 ms Sinus
Mechanical service life (switching cycles)	
• of the main contacts typical	25 000
• of auxiliary contacts typical	25 000
Electrical endurance (switching cycles)	
• typical	25 000
Protection against electrical shock	finger-safe when touched vertically from front acc. to IEC 60529
Equipment marking acc. to DIN EN 81346-2	Q

Ambient conditions

Installation altitude at height above sea level	
• maximum	2 000 m
Ambient temperature	
• during operation	-20 ... +60 °C
• during storage	-50 ... +80 °C
• during transport	-50 ... +80 °C
Temperature compensation	-20 ... +60 °C
Relative humidity during operation	10 ... 95 %

Main circuit

Number of poles for main current circuit	3
Adjustable pick-up value current of the current-dependent overload release	57 ... 75 A
Operating voltage	
• rated value	690 V
• at AC-3 rated value maximum	690 V
Operating frequency rated value	50 ... 60 Hz
Operating current rated value	75 A
Operating current	
• at AC-3	
— at 400 V rated value	75 A
Operating power	
• at AC-3	
— at 230 V rated value	22 000 W
— at 400 V rated value	37 000 W
— at 500 V rated value	45 000 W
— at 690 V rated value	55 000 W
Operating frequency	
• at AC-3 maximum	15 1/h

Protective and monitoring functions

Product function	
<ul style="list-style-type: none"> • Ground fault detection • Phase failure detection 	<p>No</p> <p>Yes</p>
Trip class	Class 20
Design of the overload release	thermal
Operational short-circuit current breaking capacity (Ics) at AC	
<ul style="list-style-type: none"> • at 240 V rated value • at 400 V rated value • at 500 V rated value • at 690 V rated value 	<p>100 000 A</p> <p>50 000 A</p> <p>5 000 A</p> <p>3 000 A</p>
Maximum short-circuit current breaking capacity (Icu)	
<ul style="list-style-type: none"> • at AC at 240 V rated value • at AC at 400 V rated value • at AC at 500 V rated value • at AC at 690 V rated value 	<p>100 kA</p> <p>100 kA</p> <p>10 kA</p> <p>6 kA</p>
Response value current	
<ul style="list-style-type: none"> • of instantaneous short-circuit trip unit 	975 A

UL/CSA ratings

Full-load current (FLA) for three-phase AC motor	
<ul style="list-style-type: none"> • at 480 V rated value • at 600 V rated value 	<p>75 A</p> <p>75 A</p>
Yielded mechanical performance [hp]	
<ul style="list-style-type: none"> • for single-phase AC motor <ul style="list-style-type: none"> — at 110/120 V rated value — at 230 V rated value • for three-phase AC motor <ul style="list-style-type: none"> — at 200/208 V rated value — at 220/230 V rated value — at 460/480 V rated value — at 575/600 V rated value 	<p>7.5 hp</p> <p>15 hp</p> <p>25 hp</p> <p>30 hp</p> <p>60 hp</p> <p>75 hp</p>

Short-circuit protection

Product function Short circuit protection	Yes
Design of the short-circuit trip	magnetic

Installation/ mounting/ dimensions

Mounting position	any
Mounting type	screw and snap-on mounting onto 35 mm standard mounting rail according to DIN EN 60715
Height	165 mm
Width	70 mm

Depth	176 mm
Required spacing	
<ul style="list-style-type: none"> • with side-by-side mounting <ul style="list-style-type: none"> — forwards 0 mm — Backwards 0 mm — upwards 150 mm — downwards 150 mm — at the side 0 mm • for grounded parts <ul style="list-style-type: none"> — forwards 0 mm — Backwards 0 mm — upwards 150 mm — at the side 30 mm — downwards 150 mm • for live parts <ul style="list-style-type: none"> — forwards 0 mm — Backwards 0 mm — upwards 150 mm — downwards 150 mm — at the side 30 mm 	

Connections/Terminals

Product function	
<ul style="list-style-type: none"> • removable terminal for auxiliary and control circuit 	No
Type of electrical connection	
<ul style="list-style-type: none"> • for main current circuit 	screw-type terminals
Arrangement of electrical connectors for main current circuit	Top and bottom
Type of connectable conductor cross-sections	
<ul style="list-style-type: none"> • for main contacts <ul style="list-style-type: none"> — solid 2x (2.5 ... 16 mm²) — single or multi-stranded 2x (2,5 ... 50 mm²), 1x (10 ... 70 mm²) 	
Tightening torque	
<ul style="list-style-type: none"> • for ring cable lug <ul style="list-style-type: none"> — for main contacts 4.5 ... 6 N·m 	
Outer diameter of the usable ring cable lug maximum	19 mm
Tightening torque	
<ul style="list-style-type: none"> • for main contacts with screw-type terminals 4.5 ... 6 N·m 	

Safety related data

Proportion of dangerous failures	
<ul style="list-style-type: none"> • with low demand rate acc. to SN 31920 50 % 	

• with high demand rate acc. to SN 31920	50 %
T1 value for proof test interval or service life acc. to IEC 61508	10 y
Display version	
• for switching status	Handle

Certificates/approvals

General Product Approval	Declaration of Conformity	Test Certificates
--------------------------	---------------------------	-------------------



[Special Test Certificate](#)

Test Certificates	other	Railway
-------------------	-------	---------

[Declaration of the Compliance with the order](#)

[Confirmation](#)



[Miscellaneous](#)

[Vibration and Shock](#)

Further information

Information- and Downloadcenter (Catalogs, Brochures,...)

<http://www.siemens.com/industrial-controls/catalogs>

Industry Mall (Online ordering system)

<https://mall.industry.siemens.com/mall/en/en/Catalog/product?mlfb=3RV2042-4KB10>

Cax online generator


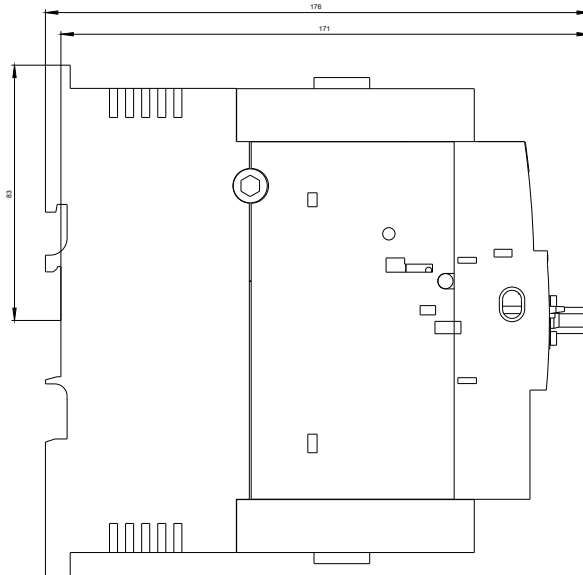
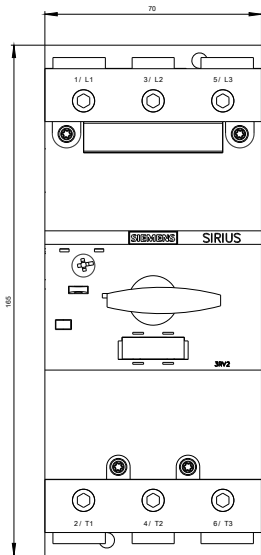
<http://support.automation.siemens.com/WW/CAXorder/default.aspx?lang=en&mlfb=3RV2042-4KB10>

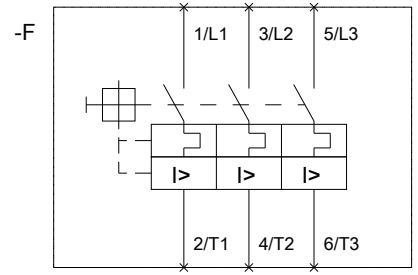
Service&Support (Manuals, Certificates, Characteristics, FAQs,...)

<https://support.industry.siemens.com/cs/ww/en/ps/3RV2042-4KB10>

Image database (product images, 2D dimension drawings, 3D models, device circuit diagrams, EPLAN macros, ...)

http://www.automation.siemens.com/bilddb/cax_de.aspx?mlfb=3RV2042-4KB10&lang=en





last modified:

10/13/2017