



Clifford & Snell[®]



Yodac[®] FD/SD40

Multi-purpose Visual Signalling
Devices designed for use in
Commercial & Light Industrial
applications to offer local Multiple
Status indication.

PRODUCT FEATURES

- LED Long Life Array
- Low Current Consumption
- IP65 as Standard
- Flame Retardant ABS Back Box available in Red or White
- UV Stable Polycarbonate Lens
- Lens available in Eight Colours
- Multiple Back Box Configuration
- Robust, reliable and simple to install
- Modular Signal Flexibility
- Acoustic option available



Product Approvals



Additional Acoustic Approval
(Sounder unit only)



EN 54-3 : 2001 + A1:2002 + A2:2006 Type B
2797-CPR-713892



BS EN 54-3 : 2001 + A1:2002 + A2:2006 Type B
0086-CPR-774029



BS EN 54-3 : 2001 + A1:2002 + A2:2006 Type B
KM 713890

☎ UK +44 (0) 121 446 5322 FR +33 (0)1 70 72 12 71

✉ uksales@moflash.co.uk

exportsales@moflash.co.uk

moflashkm@moflash.com

🌐 www.moflash.com

TECHNICAL DATA

Electrical Data (Single Beacon)

Operating Voltage	Current Draw
12-28.5vDC (12 LED)	35mA @ 24vDC
12-28.5vDC (25 LED)	65mA @ 24vDC
35-85vAC/DC	76mA @ 48vDC
85-280vAC/DC	35mA @ 230vAC

Ambient Conditions

Operating Temperatures	
Standard General	-20 °C to +70 °C
Storage Temperature	-40 °C to +70 °C
Max. Relative Humidity	90% at 40 °C

Mechanical Data

Enclosure Material	ABS FR UL94 5VB
Lens Material	PC FR UV Stable UL94 HB
External Fixings	Stainless Steel
Degree of Protection	IP65 (IEC60529)

Line Integrity on 24vDC Systems

Monitoring via reserve polarity end of line resistance. Minimum 3K3 Ohms
0.5 Watts wire wound or metal film type.

Luminous Characteristics

Array Type	12-28.5vDC (*)	12 High Brightness LEDs
	12-28.5vDC (**)	25 High Brightness LEDs
	35-85vAC/DC (**)	25 High Brightness LEDs
	85-280vAC/DC (**)	25 High Brightness LEDs
Flash Rate	FD40	(*) 60 FPM, (**) 60/120 FPM
	SD40	Static Light

Mounting / Installation

The LED Beacons & Sounder option are ordered & supplied as separate items to the back boxes. The final configuration of back boxes & sounder/beacons is determined at the installation stage. The modular back boxes should be mounted to a suitable flat wall, bulkhead or conduit box (for single units), avoiding areas of undue vibration and using the internal fixing point options. Always use the mounting gaskets supplied. The installation is completed by fitting each unit onto the back box. To maintain the IP rating of the enclosure the cable entries must be fitted with a suitably rated cable gland (Not Supplied). Max cable termination 2.5mm².

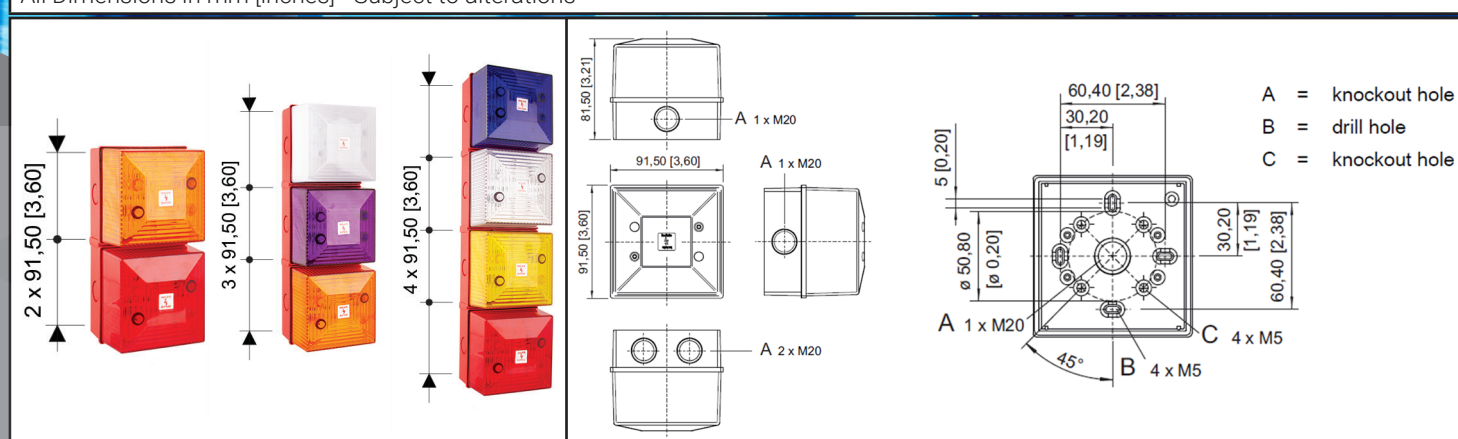
Multiple Modular Control

These devices are purchased as modular assembly kits & by combining various coloured Beacon heads, either Flashing (FD) or Static Type (SD), offers great Visual Status flexibility. The modular assembly allows for the addition of a YA40 Acoustic Signal if required. The SD40 units will require external input signals or PLC control to switch visual functions (24vDC Only) from pre-set static mode or to activate the YA40 audible unit. A common 0v line can be linked between multiple head units in an assembly but separate positive supply lines are required to power each unit.

Dimensional Drawing

We reserve the right to make alterations to the technical data, dimensions, weights, designs and products available without notice. The illustrations cannot be considered binding.

All Dimensions in mm [inches] - Subject to alterations



ORDERING









FD40 & SD40 Ordering

Ordering of units is done in 2 steps.









Step 1 Choose a suitable Single, Double, Triple or Quadruple Back Box from Table 1.

Step 2 Choose relevant Beacons or Sounder from Table 2 (sufficient to fully populate chosen Back Box).

TABLE 1













Back Box Configuration		Enclosure Colour		Description		Art. No.		Weight (kg)
R	W	R	W	R	W	R	W	
		Red Normal (RN) RAL 3001	White Normal (WN) RAL 9003	Single Back Box RN	Single Back Box WN	212886	212880	0.054
		Red Normal (RN) RAL 3001	White Normal (WN) RAL 9003	Double Back Box RN	Double Back Box WN	212887	212881	0.122
		Red Normal (RN) RAL 3001	White Normal (WN) RAL 9003	Triple Back Box RN	Triple Back Box WN	212888	212882	0.179
		Red Normal (RN) RAL 3001	White Normal (WN) RAL 9003	Quadruple Back Box RN	Quadruple Back Box WN	212889	212883	0.236



Version	Rated Operational Voltage	Lens Colour	Effective Candela (cd)	Order Number	Art. No.	Weight (kg)
FD40 Visual Flashing LED Beacon Series (Head unit only)	24vDC --- (12 LED)	Amber 	9.22	FD40/D00/A/12	212898	0.107
		Red 	8.93	FD40/D00/R/12	212899	0.107
		Green 	27.52	FD40/D00/G/12	212900	0.107
		Opal 	10.87	FD40/D00/O/12	212896	0.107
		Blue 	8.18	FD40/D00/B/12	212901	0.107
		Clear 	29.21	FD40/D00/C/12	212897	0.107
		Yellow 	26.79	FD40/D00/Y/12	212902	0.107
		Magenta 	6.6	FD40/D00/M/12	212903	0.107














SELECTION




TABLE 2

Version	Rated Operational Voltage	Lens Colour	Effective Candela (cd)	Order Number	Art. No.	Weight (kg)
FD40 Visual Flashing LED Beacon Series (Head unit only)	24vDC --- (25 LED)	Amber 	62.31	FD40/DL/A/25	245884	0.107
		Red 	55.12	FD40/DL/R/25	245885	0.107
		Green 	69.23	FD40/DL/G/25	245886	0.107
		Opal 	33	FD40/DL/O/25	245887	0.107
		Blue 	10.27	FD40/DL/B/25	245888	0.107
		Clear 	78.97	FD40/DL/C/25	245889	0.107
		Yellow 	66.83	FD40/DL/Y/25	245890	0.107
		Magenta 	19.12	FD40/DL/M/25	245891	0.107
	35-85vAC/DC (25 LED)	Amber 	62.31	FD40/FL/A/25	245440	0.22
		Red 	55.12	FD40/FL/R/25	245441	0.22
		Green 	69.23	FD40/FL/G/25	245442	0.22
		Opal 	33	FD40/FL/O/25	245443	0.22
		Blue 	10.27	FD40/FL/B/25	245444	0.22
		Clear 	78.97	FD40/FL/C/25	245445	0.22
		Yellow 	66.83	FD40/FL/Y/25	245446	0.22
Magenta 		19.12	FD40/FL/M/25	245447	0.22	

SELECTION

















TABLE 2

Version	Rated Operational Voltage	Lens Colour	Effective Candela (cd)	Order Number	Art. No.	Weight (kg)	
FD40 Visual Flashing LED Beacon Series (Head unit only)	85-280vAC/DC (25 LED)	Amber		62.31	FD40/ML/A/25	245448	0.22
		Red		55.12	FD40/ML/R/25	245449	0.22
		Green		69.23	FD40/ML/G/25	245450	0.22
		Opal		33	FD40/ML/O/25	245451	0.22
		Blue		10.27	FD40/ML/B/25	245452	0.22
		Clear		78.97	FD40/ML/C/25	245453	0.22
		Yellow		66.83	FD40/ML/Y/25	245454	0.22
		Magenta		19.12	FD40/ML/M/25	245455	0.22
SD40 Visual Static LED Beacon Series (Head unit only)	24vDC (12 LED)	Amber		9.22	SD40/D00/A/12	212892	0.107
		Red		8.93	SD40/D00/R/12	212893	0.107
		Green		27.52	SD40/D00/G/12	212894	0.107
		Opal		10.87	SD40/D00/O/12	212890	0.107
		Blue		8.18	SD40/D00/B/12	212895	0.107
		Clear		29.21	SD40/D00/C/12	212891	0.107
		Yellow		26.79	SD40/D00/Y/12	212904	0.107
		Magenta		6.6	SD40/D00/M/12	212905	0.107

Version	Rated Operational Voltage	Lens Colour	Effective Candela (cd)	Order Number	Art. No.	Weight (kg)
SD40 Visual Static LED Beacon Series (Head unit only)	24vDC (25 LED)	Amber 	62.31	SD40/DL/A/25	245892	0.107
		Red 	55.12	SD40/DL/R/25	245893	0.107
		Green 	69.23	SD40/DL/G/25	245894	0.107
		Opal 	33	SD40/DL/O/25	245895	0.107
		Blue 	10.27	SD40/DL/B/25	245896	0.107
		Clear 	78.97	SD40/DL/C/25	245897	0.107
		Yellow 	66.83	SD40/DL/Y/25	245898	0.107
		Magenta 	19.12	SD40/DL/M/25	245899	0.107









SELECTION

TABLE 2

Version	Rated Operational Voltage	Lens Colour	Effective Candela (cd)	Order Number	Art. No.	Weight (kg)	
SD40 Visual Static LED Beacon Series (Head unit only)	35-85vAC/DC (25 LED)	Amber		62.31	SD40/FL/A/25	245460	0.22
		Red		55.12	SD40/FL/R/25	245461	0.22
		Green		69.23	SD40/FL/G/25	245462	0.22
		Opal		33	SD40/FL/O/25	245463	0.22
		Blue		10.27	SD40/FL/B/25	245464	0.22
		Clear		78.97	SD40/FL/C/25	245465	0.22
		Yellow		66.83	SD40/FL/Y/25	245466	0.22
		Magenta		19.12	SD40/FL/M/25	245467	0.22
	85-280vAC/DC (25 LED)	Amber		62.31	SD40/ML/A/25	245468	0.22
		Red		55.12	SD40/ML/R/25	245469	0.22
		Green		69.23	SD40/ML/G/25	245470	0.22
		Opal		33	SD40/ML/O/25	245471	0.22
		Blue		10.27	SD40/ML/B/25	245472	0.22
		Clear		78.97	SD40/ML/C/25	245473	0.22
		Yellow		66.83	SD40/ML/Y/25	245474	0.22
Magenta			19.12	SD40/ML/M/25	245475	0.22	

SELECTION

TABLE 2

Version	Rated Operational Voltage	Sounder Colour		Order Number	Art. No.	Weight (kg)
YA40 Sounder For use in Multiple units only. Red Normal (RN) RAL 3001 (Head unit only)	12-28.5vDC	Red		YA40/D/RN	212492	0.21
	48vDC	Red		YA40/F/RN	245480	0.21
	115vAC	Red		YA40/L/RN	245481	0.3
	230vAC	Red		YA40/N/RN	245482	0.3
YA40 Sounder For use in Multiple units only. White Normal (WN) RAL 9003 (Head unit only)	12-28.5vDC	White		YA40/D/WN	245484	0.21
	48vDC	White		YA40/F/WN	245485	0.21
	115vAC	White		YA40/L/WN	245486	0.3
	230vAC	White		YA40/N/WN	245487	0.3