

Feed-through terminal block - UT 35 - 3044225

Please be informed that the data shown in this PDF Document is generated from our Online Catalog. Please find the complete data in the user's documentation. Our General Terms of Use for Downloads are valid (<http://phoenixcontact.com/download>)




Feed-through terminal block, Connection method: Screw connection, Cross section: 1.5 mm² - 50 mm², AWG: 16 - 1/0, Width: 16 mm, Height: 65.1 mm, Color: gray, Mounting type: NS 35/7,5, NS 35/15

Why buy this product

- ✓ The flexible options for reducing bridging in the CLIPLINE complete system can be found in "Accessories for the CLIPLINE complete modular terminal block system"
- ✓ Easy and time-saving potential supply and distribution of large currents and cross sections up to 35 mm² with reducing bridges
- ✓ Tested for railway applications
- ✓ The reducing bridges can be used to connect terminal blocks with different connection technologies, e.g., UT 35 screw terminal block with Push-in technology 2,5 Push-in terminal blocks, to form power blocks



Key Commercial Data

Packing unit	50 STK
GTIN	 4 017918 977559
GTIN	4017918977559
Weight per Piece (excluding packing)	57.140 g
Custom tariff number	85369010
Country of origin	Turkey

Technical data

General

Number of levels	1
Number of connections	2
Potentials	1
Nominal cross section	35 mm ²
Color	gray
Insulating material	PA
Flammability rating according to UL 94	V0

Feed-through terminal block - UT 35 - 3044225

Technical data

General

Area of application	Railway industry
	Machine building
	Plant engineering
	Process industry
Rated surge voltage	8 kV
Degree of pollution	3
Overvoltage category	III
Insulating material group	I
Maximum load current	150 A (with 50 mm ² conductor cross section)
Nominal current I _N	125 A
Nominal voltage U _N	1000 V
Open side panel	No
Shock protection test specification	DIN EN 50274 (VDE 0660-514):2002-11
Back of the hand protection	guaranteed
Finger protection	guaranteed
Result of surge voltage test	Test passed
Surge voltage test setpoint	9.8 kV
Result of power-frequency withstand voltage test	Test passed
Power frequency withstand voltage setpoint	2.2 kV
Result of the test for mechanical stability of terminal points (5 x conductor connection)	Test passed
Result of bending test	Test passed
Bending test rotation speed	10 rpm
Bending test turns	135
Bending test conductor cross section/weight	1.5 mm ² / 0.4 kg
	35 mm ² / 6.8 kg
	50 mm ² / 9.5 kg
Tensile test result	Test passed
Conductor cross section tensile test	1.5 mm ²
Tractive force setpoint	40 N
Conductor cross section tensile test	35 mm ²
Tractive force setpoint	190 N
Conductor cross section tensile test	50 mm ²
Tractive force setpoint	236 N
Result of tight fit on support	Test passed
Tight fit on carrier	NS 35
Setpoint	10 N
Result of voltage-drop test	Test passed
Requirements, voltage drop	≤ 3.2 mV
Result of temperature-rise test	Test passed
Short circuit stability result	Test passed

Feed-through terminal block - UT 35 - 3044225

Technical data

General

Conductor cross section short circuit testing	35 mm ²
Short-time current	4.2 kA
Conductor cross section short circuit testing	50 mm ²
Short-time current	6 kA
Result of thermal test	Test passed
Proof of thermal characteristics (needle flame) effective duration	30 s
Oscillation, broadband noise test result	Test passed
Test specification, oscillation, broadband noise	DIN EN 50155 (VDE 0115-200):2008-03
Test spectrum	Service life test category 1, class B, body mounted
Test frequency	f ₁ = 5 Hz to f ₂ = 150 Hz
ASD level	1.857 (m/s ²) ² /Hz
Acceleration	0,8 g
Test duration per axis	5 h
Test directions	X-, Y- and Z-axis
Shock test result	Test passed
Test specification, shock test	DIN EN 50155 (VDE 0115-200):2008-03
Shock form	Half-sine
Acceleration	5 g
Shock duration	30 ms
Number of shocks per direction	3
Test directions	X-, Y- and Z-axis (pos. and neg.)
Relative insulation material temperature index (Elec., UL 746 B)	130 °C
Temperature index of insulation material (DIN EN 60216-1 (VDE 0304-21))	130 °C
Static insulating material application in cold	-60 °C
Behavior in fire for rail vehicles (DIN 5510-2)	Test passed
Flame test method (DIN EN 60695-11-10)	V0
Oxygen index (DIN EN ISO 4589-2)	>32 %
NF F16-101, NF F10-102 Class I	2
NF F16-101, NF F10-102 Class F	2
Surface flammability NFPA 130 (ASTM E 162)	passed
Specific optical density of smoke NFPA 130 (ASTM E 662)	passed
Smoke gas toxicity NFPA 130 (SMP 800C)	passed
Calorimetric heat release NFPA 130 (ASTM E 1354)	28 MJ/kg
Fire protection for rail vehicles (DIN EN 45545-2) R22	HL 1 - HL 3
Fire protection for rail vehicles (DIN EN 45545-2) R23	HL 1 - HL 3
Fire protection for rail vehicles (DIN EN 45545-2) R24	HL 1 - HL 3
Fire protection for rail vehicles (DIN EN 45545-2) R26	HL 1 - HL 3

Dimensions

Width	16 mm
-------	-------

Feed-through terminal block - UT 35 - 3044225

Technical data

Dimensions

End cover width	2.2 mm
Length	60.2 mm
Height	65.1 mm
Height NS 35/7,5	65.7 mm
Height NS 35/15	73.2 mm

Connection data

Connection method	Screw connection
Connection in acc. with standard	IEC 60947-7-1
Note	Note: Product releases, connection cross sections and notes on connecting aluminum cables can be found in the download area.
Conductor cross section solid min.	1.5 mm ²
Conductor cross section solid max.	50 mm ²
Conductor cross section AWG min.	16
Conductor cross section AWG max.	1/0
Conductor cross section flexible min.	1.5 mm ²
Conductor cross section flexible max.	50 mm ²
Min. AWG conductor cross section, flexible	16
Max. AWG conductor cross section, flexible	1
Conductor cross section flexible, with ferrule without plastic sleeve min.	1.5 mm ²
Conductor cross section flexible, with ferrule without plastic sleeve max.	35 mm ²
Conductor cross section flexible, with ferrule with plastic sleeve min.	1.5 mm ²
Conductor cross section flexible, with ferrule with plastic sleeve max.	35 mm ²
2 conductors with same cross section, solid min.	1.5 mm ²
2 conductors with same cross section, solid max.	16 mm ²
2 conductors with same cross section, stranded min.	1.5 mm ²
2 conductors with same cross section, stranded max.	10 mm ²
2 conductors with same cross section, stranded, TWIN ferrules with plastic sleeve, min.	1.5 mm ²
2 conductors with same cross section, stranded, TWIN ferrules with plastic sleeve, max.	16 mm ²
2 conductors with same cross section, stranded, ferrules without plastic sleeve, min.	1.5 mm ²
2 conductors with same cross section, stranded, ferrules without plastic sleeve, max.	10 mm ²
Connection in acc. with standard	IEC/EN 60079-7
Conductor cross section solid min.	1.5 mm ²
Conductor cross section solid max.	50 mm ²
Conductor cross section AWG min.	16
Conductor cross section AWG max.	1/0
Conductor cross section flexible min.	1.5 mm ²
Conductor cross section flexible max.	35 mm ²
Stripping length	18 mm

Feed-through terminal block - UT 35 - 3044225

Technical data

Connection data

Internal cylindrical gage	B9
Screw thread	M6
Tightening torque, min	3.2 Nm
Tightening torque max	3.7 Nm

Standards and Regulations


Connection in acc. with standard	CSA
	IEC 60947-7-1
Flammability rating according to UL 94	V0

Environmental Product Compliance

China RoHS	Environmentally friendly use period: unlimited = EFUP-e
	No hazardous substances above threshold values

Drawings

Circuit diagram



Classifications

eCl@ss

eCl@ss 4.0	27141120
eCl@ss 4.1	27141120
eCl@ss 5.0	27141120
eCl@ss 5.1	27141120
eCl@ss 6.0	27141120
eCl@ss 7.0	27141120
eCl@ss 8.0	27141120
eCl@ss 9.0	27141120

ETIM

ETIM 2.0	EC000897
ETIM 3.0	EC000897
ETIM 4.0	EC000897
ETIM 5.0	EC000897
ETIM 6.0	EC000897

UNSPSC

UNSPSC 6.01	30211811
UNSPSC 7.0901	39121410
UNSPSC 11	39121410

Feed-through terminal block - UT 35 - 3044225

Classifications

UNSPSC

UNSPSC 12.01	39121410
UNSPSC 13.2	39121410

Approvals

Approvals

Approvals


CSA / UL Recognized / VDE Zeichengenehmigung / cUL Recognized / GL / RS / IECCEB Scheme / EAC / EAC / cULus Recognized


Ex Approvals

IECEx / ATEX / EAC Ex

Approval details

CSA		http://www.csagroup.org/services/testing-and-certification/certified-product-listing/	13631
		B	C
mm ² /AWG/kcmil		14-1/0	14-1/0
Nominal current I _N		150 A	150 A
Nominal voltage U _N		600 V	1000 V

UL Recognized		http://database.ul.com/cgi-bin/XYV/template/LISEXT/1FRAME/index.htm	FILE E 60425
		B	C
mm ² /AWG/kcmil		14-14	14-14
Nominal current I _N		150 A	150 A
Nominal voltage U _N		600 V	600 V

VDE Zeichengenehmigung		http://www.vde.com/en/Institute/OnlineService/VDE-approved-products/Pages/Online-Search.aspx	40020166
mm ² /AWG/kcmil		1.5-35	
Nominal current I _N		125 A	
Nominal voltage U _N		1000 V	

Feed-through terminal block - UT 35 - 3044225

Approvals

cUL Recognized		http://database.ul.com/cgi-bin/XYV/template/LISEXT/1FRAME/index.htm	FILE E 60425
		B	C
mm ² /AWG/kcmil		14-14	14-14
Nominal current IN		150 A	150 A
Nominal voltage UN		600 V	600 V

GL		http://www.gl-group.com/newbuilding/approvals/index.html	5447707 HH
----	--	---	------------

RS		http://www.rs-head.spb.ru/en/index.php	11.04057.250
----	--	---	--------------

IECEE CB Scheme		http://www.iecee.org/	DE1-56827
mm ² /AWG/kcmil		1.5-35	
Nominal current IN		125 A	
Nominal voltage UN		1000 V	

EAC			EAC-Zulassung
-----	--	--	---------------

EAC			7500651.22.01.00246
-----	--	--	---------------------

cULus Recognized		http://database.ul.com/cgi-bin/XYV/template/LISEXT/1FRAME/index.htm	
------------------	--	---	--

Accessories

Accessories

DIN rail

Feed-through terminal block - UT 35 - 3044225

Accessories

DIN rail perforated - NS 35/ 7,5 PERF 2000MM - 0801733



DIN rail, material: steel galvanized and passivated with a thick layer, perforated, height 7.5 mm, width 35 mm, length: 2000 mm

DIN rail, unperforated - NS 35/ 7,5 UNPERF 2000MM - 0801681



DIN rail, material: Steel, unperforated, height 7.5 mm, width 35 mm, length: 2 m

DIN rail perforated - NS 35/ 7,5 WH PERF 2000MM - 1204119



DIN rail 35 mm (NS 35)

DIN rail - NS 35/ 7,5 WH UNPERF 2000MM - 1204122



DIN rail 35 mm (NS 35)

DIN rail, unperforated - NS 35/ 7,5 AL UNPERF 2000MM - 0801704



DIN rail, unperforated, Width: 35 mm, Height: 7.5 mm, Length: 2000 mm, Color: silver

Feed-through terminal block - UT 35 - 3044225

Accessories

DIN rail perforated - NS 35/ 7,5 ZN PERF 2000MM - 1206421



DIN rail, material: Galvanized, perforated, height 7.5 mm, width 35 mm, length: 2 m

DIN rail, unperforated - NS 35/ 7,5 ZN UNPERF 2000MM - 1206434



DIN rail, material: Galvanized, unperforated, height 7.5 mm, width 35 mm, length: 2 m

DIN rail, unperforated - NS 35/ 7,5 CU UNPERF 2000MM - 0801762



DIN rail, material: Copper, unperforated, height 7.5 mm, width 35 mm, length: 2 m

End cap - NS 35/ 7,5 CAP - 1206560



DIN rail end piece, for DIN rail NS 35/7.5

DIN rail perforated - NS 35/15 PERF 2000MM - 1201730



DIN rail, material: steel galvanized and passivated with a thick layer, perforated, height 15 mm, width 35 mm, length: 2000 mm

Feed-through terminal block - UT 35 - 3044225

Accessories

DIN rail, unperforated - NS 35/15 UNPERF 2000MM - 1201714



DIN rail, material: Steel, unperforated, height 15 mm, width 35 mm, length: 2 m

DIN rail perforated - NS 35/15 WH PERF 2000MM - 0806602



DIN rail 35 mm (NS 35)

DIN rail - NS 35/15 WH UNPERF 2000MM - 1204135



DIN rail 35 mm (NS 35)

DIN rail, unperforated - NS 35/15 AL UNPERF 2000MM - 1201756



DIN rail, deep drawn, high profile, unperforated, 1.5 mm thick, material: aluminum, height 15 mm, width 35 mm, length 2000 mm

DIN rail perforated - NS 35/15 ZN PERF 2000MM - 1206599



DIN rail, material: Galvanized, perforated, height 15 mm, width 35 mm, length: 2 m

Feed-through terminal block - UT 35 - 3044225

Accessories

DIN rail, unperforated - NS 35/15 ZN UNPERF 2000MM - 1206586



DIN rail, material: Galvanized, unperforated, height 15 mm, width 35 mm, length: 2 m

DIN rail, unperforated - NS 35/15 CU UNPERF 2000MM - 1201895



DIN rail, material: Copper, unperforated, 1.5 mm thick, height 15 mm, width 35 mm, length: 2 m

End cap - NS 35/15 CAP - 1206573



DIN rail end piece, for DIN rail NS 35/15

DIN rail, unperforated - NS 35/15-2,3 UNPERF 2000MM - 1201798



DIN rail, unperforated, Width: 35 mm, Height: 15 mm, Length: 2000 mm, Color: silver

End block

End clamp - E/NS 35 N - 0800886



End clamp, width: 9.5 mm, color: gray

Feed-through terminal block - UT 35 - 3044225

Accessories

End clamp - E/UK - 1201442



End clamp, Width: 9.5 mm, Height: 35.3 mm, Length: 50.5 mm, Color: gray

End clamp - E/UK 1 - 1201413



End clamps, for supporting the ends of double-level and three-level terminal blocks, width: 10 mm, color: gray

End clamp - CLIPFIX 35 - 3022218



Quick mounting end clamp for NS 35/7,5 DIN rail or NS 35/15 DIN rail, with marking option, width: 9.5 mm, color: gray

End clamp - CLIPFIX 35-5 - 3022276



Quick mounting end clamp for NS 35/7,5 DIN rail or NS 35/15 DIN rail, with marking option, with parking option for FBS...5, FBS...6, KSS 5, KSS 6, width: 5.15 mm, color: gray

End clamp - E/NS 35 N - 0800886



End clamp, width: 9.5 mm, color: gray

Jumper

Feed-through terminal block - UT 35 - 3044225

Accessories

Plug-in bridge - FBS 2-16 - 3005963



Plug-in bridge, Pitch: 16 mm, Length: 43.7 mm, Width: 25.9 mm, Number of positions: 2, Color: red

Labeled terminal marker

Zack marker strip - ZB 16 CUS - 0827463



Zack marker strip, can be ordered: Strip, white, labeled according to customer specifications, Mounting type: Snap into tall marker groove, for terminal block width: 16.3 mm, Lettering field: 10.5 x 16.25 mm

Zack marker strip - ZB 16,LGS:L1-N,PE - 0827462



Zack marker strip, Strip, white, labeled, Printed horizontally: L1, L2, L3, N, PE, Mounting type: Snap into tall marker groove, for terminal block width: 16.3 mm, Lettering field: 10.5 x 16.25 mm

Marker for terminal blocks - UC-TM 16 CUS - 0824621



Marker for terminal blocks, can be ordered: by sheet, white, labeled according to customer specifications, Mounting type: Snap into tall marker groove, for terminal block width: 16 mm, Lettering field: 15.45 x 10.5 mm

Marker for terminal blocks - UCT-TM 16 CUS - 0829637



Marker for terminal blocks, can be ordered: by sheet, white, labeled according to customer specifications, Mounting type: Snap into tall marker groove, for terminal block width: 16 mm, Lettering field: 14.8 x 9.6 mm

Marker pen

Feed-through terminal block - UT 35 - 3044225

Accessories

Marker pen - X-PEN 0,35 - 0811228



Marker pen without ink cartridge, for manual labeling of markers, labeling extremely wipe-proof, line thickness 0.35 mm

Partition plate

Partition plate - TPNS-UK - 0706647



Partition plate, Length: 80 mm, Width: 2 mm, Height: 70 mm, Color: gray

Pick-off terminal block

Pick-off terminal block - AGK 4-UT 35 - 3047138



Pick-off terminal block, Connection method: Screw connection, Cross section: 0.14 mm² - 6 mm², AWG: 26 - 10, Width: 8.1 mm, Height: 25.7 mm, Color: gray, Mounting type: On base element

Planning and marking software

Software - CLIP-PROJECT ADVANCED - 5146040



Multilingual software for convenient configuration of Phoenix Contact products on standard DIN rails.

Software - CLIP-PROJECT PROFESSIONAL - 5146053



Multilingual software for terminal strip configuration. A marking module enables the professional marking of markers and labels for identifying terminal blocks, conductors and cables, and devices.

Reducing bridge

Feed-through terminal block - UT 35 - 3044225

Accessories

Reducing bridge - RB UT 35-(2,5/4) - 3047277



Reducing bridge, Pitch: 12.8 mm, Number of positions: 2, Color: red

Reducing bridge - RB UT 35-ST(2,5/4) - 3047280



Reducing bridge, Pitch: 12.8 mm, Number of positions: 2, Color: red

Reducing bridge - RB UT 35-10 - 3032168



Reducing bridge, Pitch: 10 mm, Number of positions: 2, Color: red

Terminal marking

Zack marker strip - ZB 16:UNPRINTED - 0827461



Zack marker strip, Strip, white, unlabeled, can be labeled with: CMS-P1-PLOTTER, PLOTMARK, Mounting type: Snap into tall marker groove, for terminal block width: 16 mm, Lettering field: 16 x 10.5 mm

Marker for terminal blocks - UC-TM 16 - 0819217



Marker for terminal blocks, Sheet, white, unlabeled, can be labeled with: BLUEMARK CLED, BLUEMARK LED, CMS-P1-PLOTTER, PLOTMARK, Mounting type: Snap into tall marker groove, for terminal block width: 16 mm, Lettering field: 15.45 x 10.5 mm

Feed-through terminal block - UT 35 - 3044225

Accessories

Marker for terminal blocks - UCT-TM 16 - 0829146



Marker for terminal blocks, Sheet, white, unlabeled, can be labeled with: THERMOMARK PRIME, THERMOMARK CARD, BLUEMARK CLED, BLUEMARK LED, TOPMARK LASER, Mounting type: Snap into tall marker groove, for terminal block width: 16 mm, Lettering field: 14.8 x 9.6 mm

Warning label printed

Warning label - WS UT 35 - 3047387

Warning sign for UT terminal blocks



Phoenix Contact 2017 © - all rights reserved
<http://www.phoenixcontact.com>