

1-2337219-6 ✓ ACTIVE

[Power Versa-Lock](#) | [Power Versa-Lock 5.0](#)

TE Internal #: 1-2337219-6

Power Versa-Lock 5.0, Rectangular Power Connectors, Housing, Cap, Wire-to-Wire, 6 Position, 5mm [.197in] Centerline, Sealable, Wire & Cable, UL 94V-0

[View on TE.com >](#)



[Connectors](#) > [Power Connectors](#) > [Rectangular Power](#) > [Rectangular Power Connectors](#)



Rectangular Power Connector Type: **Housing**

Connector & Housing Type: **Cap**

Connector System: **Wire-to-Wire**

Number of Positions: **6**

Centerline (Pitch): **5 mm [.197 in]**

## Features

### Product Type Features

Rectangular Power Connector Type	Housing
Connector & Housing Type	Cap
Connector System	Wire-to-Wire
Sealable	Yes
Connector & Contact Terminates To	Wire & Cable

### Configuration Features

Number of Columns	3
Number of Positions	6
Keying	A
Seal Type	Interfacial Seal
Number of Power Positions	6
Number of Rows	2

### Electrical Characteristics

Operating Voltage	600 VDC
-------------------	---------

### Contact Features

Contact Layout	Matrix
Contact Retention Within Housing	Without



Contact Type	Tab
--------------	-----

#### Termination Features

Termination Method to Wire & Cable	Crimp
------------------------------------	-------

#### Mechanical Attachment

Panel Mount Feature	With
---------------------	------

Panel Mount Feature Type	Latches
--------------------------	---------

Connector Mounting Type	Panel Mount
-------------------------	-------------

#### Housing Features

Centerline (Pitch)	5 mm [.197 in]
--------------------	----------------

Housing Color	Natural
---------------	---------

Housing Material	PBT GF
------------------	--------

Cable Exit Angle	Straight
------------------	----------

#### Dimensions

Row-to-Row Spacing	7.25 mm [.285 in]
--------------------	-------------------

Panel Thickness	.76 – 2.29 mm [.03 – .09 in]
-----------------	------------------------------

#### Usage Conditions

Operating Temperature Range	-30 – 140 °C [-22 – 284 °F]
-----------------------------	-----------------------------

#### Operation/Application

Circuit Application	Power
---------------------	-------

#### Identification Marking

Circuit Identification Feature	With
--------------------------------	------

#### Industry Standards

UL Flammability Rating	UL 94V-0
------------------------	----------

Glow Wire Rating	Standard Part - Not Glow Wire
------------------	-------------------------------

Agency/Standard Number	E28476
------------------------	--------

Agency/Standard	UL
-----------------	----

#### Packaging Features

Packaging Method	Carton
------------------	--------

#### Other

For Use With	Plug Housing, Seals, TPA, Tab Contact
--------------	---------------------------------------

Comment	Also accommodates a mounting clip per EWCAP-005-11
---------	--

## Product Compliance

[For compliance documentation, visit the product page on TE.com>](#)

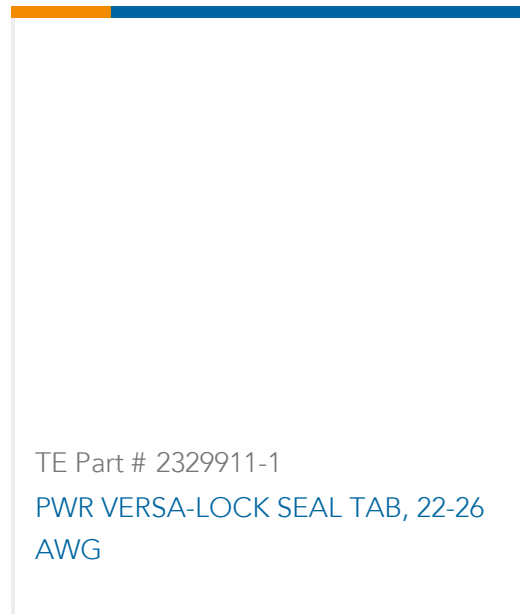
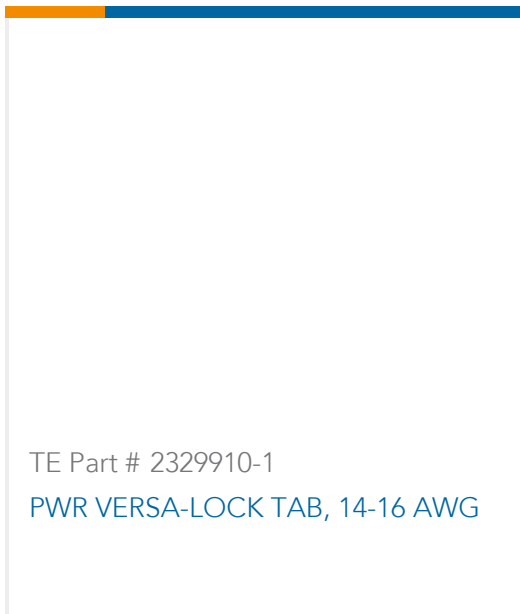
EU RoHS Directive 2011/65/EU	Compliant
EU ELV Directive 2000/53/EC	Compliant
China RoHS 2 Directive MIIT Order No 32, 2016	No Restricted Materials Above Threshold
EU REACH Regulation (EC) No. 1907/2006	Current ECHA Candidate List: JAN 2021 (211) Candidate List Declared Against: JAN 2021 (211) Does not contain REACH SVHC
Halogen Content	Not Low Halogen - contains Br or Cl > 900 ppm.
Solder Process Capability	Not reviewed for solder process capability

### Product Compliance Disclaimer

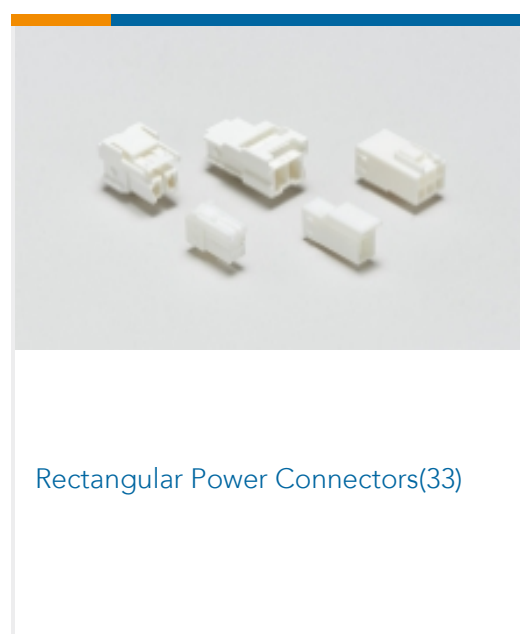



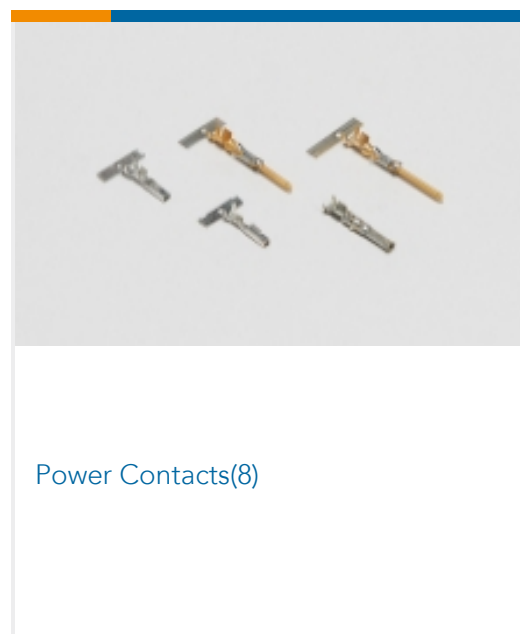
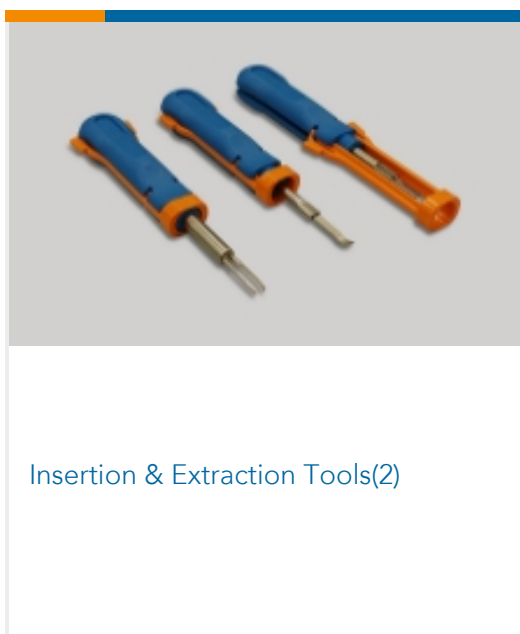
This information is provided based on reasonable inquiry of our suppliers and represents our current actual knowledge based on the information they provided. This information is subject to change. The part numbers that TE has identified as EU RoHS compliant have a maximum concentration of 0.1% by weight in homogenous materials for lead, hexavalent chromium, mercury, PBB, PBDE, DBP, BBP, DEHP, DIBP, and 0.01% for cadmium, or qualify for an exemption to these limits as defined in the Annexes of Directive 2011/65/EU (RoHS2). Finished electrical and electronic equipment products will be CE marked as required by Directive 2011/65/EU. Components may not be CE marked. Additionally, the part numbers that TE has identified as EU ELV compliant have a maximum concentration of 0.1% by weight in homogenous materials for lead, hexavalent chromium, and mercury, and 0.01% for cadmium, or qualify for an exemption to these limits as defined in the Annexes of Directive 2000/53/EC (ELV). Regarding the REACH Regulation, the information TE provides on SVHC in articles for this part number is based on the latest European Chemicals Agency (ECHA) 'Guidance on requirements for substances in articles' posted at this URL: <https://echa.europa.eu/guidance-documents/guidance-on-reach>

## Compatible Parts

 <p>TE Part # 2329909-1 Power Versa-Lock TAB, 22-26 AWG</p>	 <p>TE Part # 2329906-1 Power Versa-Lock TAB, 18-20, 2X22 AWG</p>	 <p>TE Part # 2329908-1 Power Versa-Lock SEAL TAB, 18-20 AWG</p>	 <p>TE Part # 2329907-1 Power Versa-Lock SEAL TAB, 14-16 AWG</p>
--	---	---	---

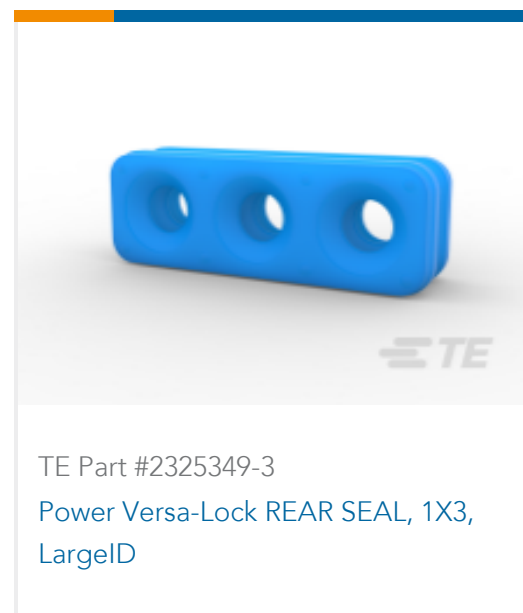



### Also in the Series | Power Versa-Lock 5.0



### Customers Also Bought





## Documents

### Product Drawings

#### Power Versa-Lock CAP, 2X3 KEY A

English

### CAD Files

#### 3D PDF

3D

#### Customer View Model

[ENG\\_CVM\\_CVM\\_1-2337219-6\\_20.2d\\_dxf.zip](#)

English

#### Customer View Model

[ENG\\_CVM\\_CVM\\_1-2337219-6\\_20.3d\\_igs.zip](#)

English

#### Customer View Model

[ENG\\_CVM\\_CVM\\_1-2337219-6\\_20.3d\\_stp.zip](#)

English

By downloading the CAD file I accept and agree to the [Terms and Conditions](#) of use.

### Product Specifications

#### Application Specification

English

### Product Environmental Compliance

#### Product Compliance

English

#### Product Compliance

English



**Instruction Sheets**

[Instruction Sheet \(U.S.\)](#)

English

---

**Agency Approvals**

[UL Report](#)

English