

1658610-3 ✓ ACTIVE

AMPLIMITE | AMPLIMITE HDF

TE Internal #: 1658610-3

AMPLIMITE HDF, IDC D-Sub Connectors, Receptacle, 28 – 26AWG

Solid Wire Size, .1 – .13mm² Solid Wire Size, Shielded, Cable-to-Cable, 15 Position

[View on TE.com >](#)



Connectors > D-Shaped Connectors > D-Sub Connectors > IDC D-Sub Connectors > IDC D-Sub: Receptacle Assembly, Low Profile, Signal, 2.77 mm



Connector & Housing Type: **Receptacle**

Solid Wire Size: .1 – .13 mm²

Shielded: **Yes**

Connector System: **Cable-to-Cable**

[All IDC D-Sub: Receptacle Assembly, Low Profile, Signal, 2.77 mm \(19\)](#)

Features

Product Type Features

Profile	Low
Grounding Indents	Without
Grade	Standard
Thread Type	Standard
Shell Type	Front Metal Shell
Connector & Housing Type	Receptacle
Connector System	Cable-to-Cable
Connector Product Type	Connector Assembly
D-Sub Shell Size	2
Sealable	No
Connector & Contact Terminates To	Wire & Cable

Configuration Features

Number of Positions	15
Number of Rows	2
Compatible With Wire & Cable Type	Ribbon Cable

Body Features

Strain Relief Part Number	747275-3
Shell Plating Finish	Bright



Color	Black
Cover Material	Thermoplastic
Shell Plating Material	Tin
Ribbon Cable Centerline Spacing	1.27 mm[.05 in]
Insert Material	Brass
Shell Material	Steel

Contact Features

Contact Type	Socket
	30 μin
Contact Mating Area Plating Material	Gold
Contact Underplating Material	Nickel
PCB Contact Termination Area Plating Material	Tin
Contact Base Material	Phosphor Bronze
D-Sub Contact Size	20
Contact Current Rating (Max)	1.25 A

Termination Features

Termination Method to Wire & Cable	Insulation Displacement Crimp (IDC)
------------------------------------	-------------------------------------

Mechanical Attachment

Mating Connector Lock	With
Mounting Angle	Straight
Mating Connector Lock Type	Threaded Insert, 4-40 UNC
Threaded Insert Material	Steel
Threaded Insert Plating Material	Zinc
PCB Mount Retention Type	None
Connector Mounting Type	Cable Mount (Free-Hanging)

Housing Features

Housing Material	Thermoplastic
Enclosure	Without
Centerline (Pitch)	2.77 mm[.055 in]

Dimensions

Cable Insulation Diameter Range	.81 – .97 mm[.032 – .038 in]
Solid Wire Size	.1 – .13 mm ²



Wire Size	.08 – .15 mm ²
-----------	---------------------------

Usage Conditions

Operating Temperature Range	-55 – 105 °C[-67 – 221 °F]
-----------------------------	----------------------------

Operation/Application

Shielded	Yes
Circuit Application	Signal

Industry Standards

UL Flammability Rating	UL 94V-0
------------------------	----------

Packaging Features

Packaging Quantity	40
Packaging Method	Tube

Other

Optional Cable Stabilizer	747275-3
Comment	All plug assemblies are supplied with housing and cover preassembled

Product Compliance

[For compliance documentation, visit the product page on TE.com>](#)

EU RoHS Directive 2011/65/EU	Compliant with Exemptions
EU ELV Directive 2000/53/EC	Compliant with Exemptions
China RoHS 2 Directive MIIT Order No 32, 2016	Restricted Materials Above Threshold
EU REACH Regulation (EC) No. 1907/2006	Current ECHA Candidate List: JAN 2021 (211) Candidate List Declared Against: JAN 2021 (211) SVHC > Threshold: Pb (3.7% in Component Part) Article Safe Usage Statements: Do not eat, drink or smoke when using this product. Wash thoroughly after handling. Recycle if possible and dispose of the article by following all applicable governmental regulations relevant to your geographic location.
Halogen Content	Not Low Halogen - contains Br or Cl > 900 ppm.
Solder Process Capability	Not applicable for solder process capability

Product Compliance Disclaimer

This information is provided based on reasonable inquiry of our suppliers and represents our current actual knowledge based on the information they provided. This information is subject to change. The part numbers that TE has identified as EU RoHS compliant have a maximum concentration of 0.1% by weight in homogenous materials for lead, hexavalent chromium, mercury, PBB, PBDE, DBP, BBP, DEHP, DIBP, and 0.01% for cadmium, or qualify for an exemption to these

limits as defined in the Annexes of Directive 2011/65/EU (RoHS2). Finished electrical and electronic equipment products will be CE marked as required by Directive 2011/65/EU. Components may not be CE marked. Additionally, the part numbers that TE has identified as EU ELV compliant have a maximum concentration of 0.1% by weight in homogenous materials for lead, hexavalent chromium, and mercury, and 0.01% for cadmium, or qualify for an exemption to these limits as defined in the Annexes of Directive 2000/53/EC (ELV). Regarding the REACH Regulation, the information TE provides on SVHC in articles for this part number is based on the latest European Chemicals Agency (ECHA) 'Guidance on requirements for substances in articles' posted at this URL: <https://echa.europa.eu/guidance-documents/guidance-on-reach>

Compatible Parts



TE Part # CAT-AM7-H3
IDC D-Sub: Plug Assembly, Low Profile, Signal, 2.77 mm



TE Part # CAT-023-DPARS2274
D-Sub Plug Assembly: Standard, Right Angle, Shell Size 2, 2.74mm



TE Part # CAT-AM7-248H3
IDC D-Sub: Plug Assembly, Wire to Wire, Signal, 2.77 mm



TE Part # CAT-025-DPAVS2274
D-Sub Plug Assembly: Standard, Vertical, Shell Size 2, 2.74mm



TE Part # CAT-AM7-248H7
IDC D-Sub: Plug Assembly, Wire to Wire, Signal, 2.74 mm



TE Part # 747275-3
015 LP HDF STRAIN RELIEF



TE Part # CAT-AM7-248H4
IDC D-Sub: Connector Kit, Plug, Wire to Wire, Signal, 2.77 mm




TE Part # 768340-1
UNIV HAND TOOL KIT AMPLATCH



TE Part # 7-338310-2
15POS.HD20 PLUG ASS'Y

Also in the Series | AMPLIMITE HDF


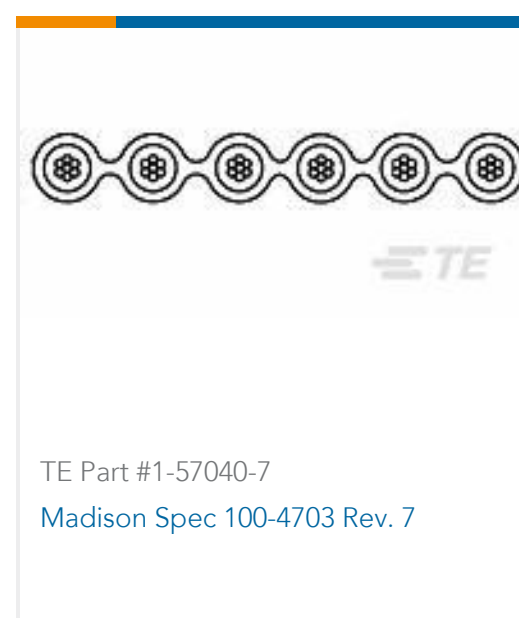



D-Sub Locking & Mounting(8)



IDC D-Sub Connectors(36)

Customers Also Bought



Documents

Product Drawings

15 POS HDF RCPT, MS, LEAD FREE

English

CAD Files

3D PDF

English

Customer View Model

[ENG_CVM_1658610-3_A1.2d_dxf.zip](#)

English

Customer View Model

[ENG_CVM_1658610-3_A1.3d_igs.zip](#)

English

Customer View Model

[ENG_CVM_1658610-3_A1.3d_stp.zip](#)

English

By downloading the CAD file I accept and agree to the [Terms and Conditions](#) of use.

Datasheets & Catalog Pages

[AMPLIMITE Subminiature D Connectors - Cable Connectors](#)

English

[AMPLIMITE Cable Connectors and Shielding Hardware Kits QRG](#)

English

Product Specifications

[Product Specification](#)

English



Product Specification

English

Product Environmental Compliance

[MD_1658610-3_07042018326_dmtec](#)

English

[MD_1658610-3_07042018326_dmtec](#)

English

Agency Approvals

[UL Report](#)

English