



MOTOR STARTER 3RM1 SIRIUS DIRECT STARTER SAFETY 500 V; 0,1 - 0,5 A; 24 V DC SCREW-TYPE CONNECTION SYSTEM

Figure similar

General technical data:		
product brand name		SIRIUS
Product designation		Motor starter
Design of the product		with electronic overload protection and safety-related shutdown
Trip class		CLASS 10A
Protection class IP		IP20
Suitability for operation Device connector 3ZY12		Yes
Product function Intrinsic device protection		Yes
Type of the motor protection		solid-state
Product function Adjustable current limitation		Yes
Installation altitude at height above sea level maximum	m	2 000
Ambient temperature		
• during operation	°C	-25 ... +60
• during transport	°C	-40 ... +70
• during storage	°C	-40 ... +70
Shock resistance		6g / 11 ms
Vibration resistance		1 ... 6 Hz, 15 mm; 20 m/s ² , 500 Hz
Surge voltage resistance Rated value	kV	6
Insulation voltage Rated value	V	500
Mechanical service life (switching cycles) typical		30 000 000
Conducted interference due to conductor-conductor surge acc. to IEC 61000-4-5		2 kV
Conducted interference due to burst acc. to IEC 61000-4-4		3 kV / 5 kHz

Conducted interference due to high-frequency radiation acc. to IEC 61000-4-6		10 V
Electrostatic discharge acc. to IEC 61000-4-2		6 kV contact discharge / 8 kV air discharge
Field-bound HF-interference emission acc. to CISPR11		Class B for the domestic, business and commercial environments
Conducted HF-interference emissions acc. to CISPR11		Class B for the domestic, business and commercial environments
maximum permissible voltage for safe isolation		
• between main and auxiliary circuit	V	500
• between control and auxiliary circuit	V	250
Equipment marking acc. to DIN 40719 extended according to IEC 204-2 acc. to IEC 750		Q
Equipment marking acc. to DIN EN 61346-2		Q

Safety related data:

Safety Integrity Level (SIL) acc. to IEC 61508		SIL3
Performance level (PL) acc. to EN ISO 13849-1		e
Category acc. to EN ISO 13849-1		4
T1 value for proof test interval or service life acc. to IEC 61508	y	20
PFHD with high demand rate acc. to EN 62061	1/h	0.00000002
Protection against electrical shock		finger-safe
Safety device type acc. to IEC 61508-2		Type B
OFF-delay time with safety-related request when switched off via control inputs maximum	ms	65
OFF-delay time with safety-related request when switched off via supply voltage maximum	ms	120

Main circuit:

Number of poles for main current circuit		3
Operating voltage Rated value maximum	V	500
Operating frequency		
• 1 Rated value	Hz	50
• 2 Rated value	Hz	60
Operating current with AC at 400 V Rated value	A	0.5
Minimum load in % of I _M	%	20
Active power loss typical	W	0.02
Adjustable response value current of the current-dependent overload release	A	0.1 ... 0.5
Operating power for three-phase motors at 400 V at 50 Hz	kW	0 ... 0.12
Operating frequency maximum	1/s	1

Control circuit/ Control:

Type of voltage of the control supply voltage		DC
Control supply voltage 1		

<ul style="list-style-type: none"> • for DC Rated value 	V	24
Operating range factor control supply voltage rated value		
<ul style="list-style-type: none"> • for DC 		0.8 ... 1.25
Control current		
<ul style="list-style-type: none"> • for DC <ul style="list-style-type: none"> — in standby mode — during operation — when switching on 	mA	13
	mA	57
	mA	150
Input voltage at digital input		
<ul style="list-style-type: none"> • for signal <1> <ul style="list-style-type: none"> — for DC • with signal <0> <ul style="list-style-type: none"> — for DC 	V	15 ... 30
	V	0 ... 5
Input current at digital input		
<ul style="list-style-type: none"> • for signal <1> <ul style="list-style-type: none"> — for DC • with signal <0> <ul style="list-style-type: none"> — for DC 	mA	8
	mA	1
Switch-on delay time	ms	90 ... 120
OFF-delay time	ms	40 ... 55

Auxiliary circuit:		
Number of CO contacts for auxiliary contacts		1
Design of the switching contact as NO contact for signaling function		Electronic
Operating current of the auxiliary contacts		
<ul style="list-style-type: none"> • at AC-15 maximum • at DC-13 maximum 	A	3
	A	1






Installation/ mounting/ dimensions:		
mounting position		vertical, horizontal, standing
Mounting type		screw and snap-on mounting onto 35 mm standard mounting rail
Width	mm	22.5
Height	mm	100
Depth	mm	141.6

Connections/ Terminals:		
Type of electrical connection		
<ul style="list-style-type: none"> • for main current circuit • for auxiliary and control current circuit 		screw-type terminals
		screw-type terminals
Type of connectable conductor cross-section for main contacts		
<ul style="list-style-type: none"> • solid 		1x (0,5 ... 4 mm ²), 2x (0,5 ... 2,5 mm ²)

<ul style="list-style-type: none"> finely stranded <ul style="list-style-type: none"> — with core end processing 	1x (0,5 ... 2,5 mm ²), 2x (0,5 ... 1,5 mm ²)
Type of connectable conductor cross-section for AWG conductors for main contacts	1x (20 ... 12), 2x (20 ... 14)
Type of connectable conductor cross-section for auxiliary contacts <ul style="list-style-type: none"> solid finely stranded <ul style="list-style-type: none"> — with core end processing 	1x (0,5 ... 2,5 mm ²), 2x (1,0 ... 1,5 mm ²)
Type of connectable conductor cross-section for AWG conductors for auxiliary contacts	1x (20 ... 14), 2x (18 ... 16)

UL ratings:		
Full-load current (FLA) for three-phase AC motor at 480 V Rated value	A	0.5

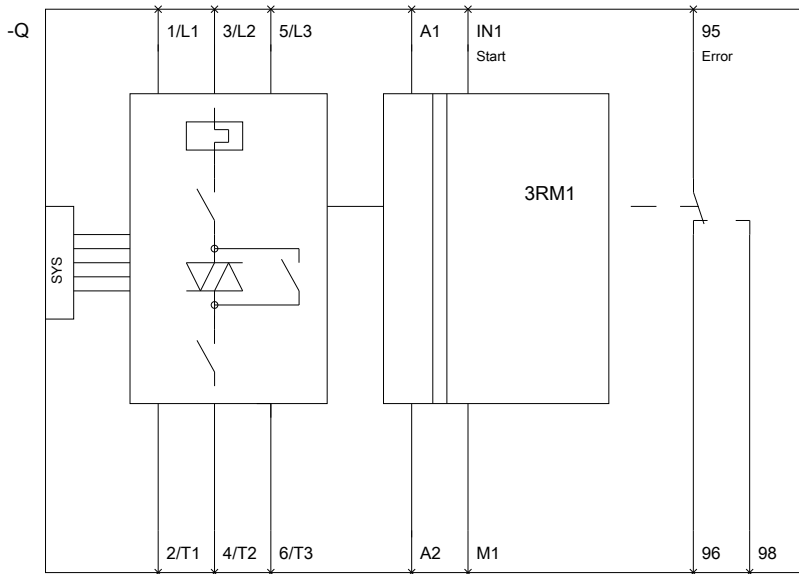
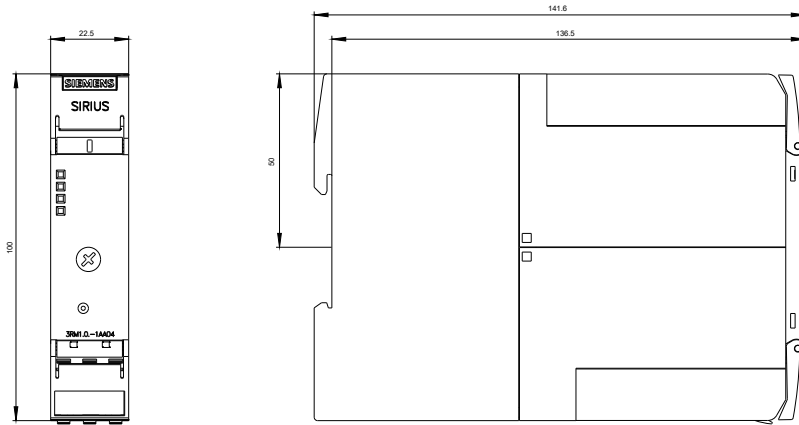
Certificates/ approvals:

General Product Approval	For use in hazardous locations	Functional Safety/Safety of Machinery	Declaration of Conformity
 CCC	 UL		 ATEX
		Type Examination	 EG-Konf.

Test Certificates	other
Type Test Certificates/Test Report	Special Test Certificate
	Confirmation
	Environmental Confirmations

Further information

- Information- and Downloadcenter (Catalogs, Brochures,...)**
<http://www.siemens.com/industrial-controls/catalogs>
- Industry Mall (Online ordering system)**
<http://www.siemens.com/industrymall>
- Cax online generator**
<http://support.automation.siemens.com/WW/CAXorder/default.aspx?lang=en&mlfb=3RM11011AA04>
- Service&Support (Manuals, Certificates, Characteristics, FAQs,...)**
<http://support.automation.siemens.com/WW/view/en/3RM11011AA04/all>
- Image database (product images, 2D dimension drawings, 3D models, device circuit diagrams, EPLAN macros, ...)**
<http://www.automation.siemens.com/bilddb/index.aspx?attID9=3RM11011AA04&lang=en>



last modified:

15.01.2015