



Part no.: 50125679
BPS 307i SM 100
Bar code positioning system



Figure can vary

Contents

- Technical data
- Dimensioned drawings
- Diagrams
- Part number code
- Notes
- Accessories

Technical data

Basic data	
Series	BPS 300i
Order guide	Bar code tape must be ordered separately Operation only possible in combination with MS 3xx, MK 3xx or KB 30x connection unit
Optical data	
Depth of field	50 ... 170 mm
Light source	Laser , Red
Laser class	2 , IEC/EN 60825-1:2007
Light beam exit	Lateral
Measurement data	
Measurement range	0 ... 10,000,000 mm
Resolution	0.01 ... 10 mm
Reproducibility (1 sigma)	0.05 mm
Measurement value output	0.05 ... 2 ms
Max. traverse rate	10 m/s
Electrical data	
Protective circuit	Polarity reversal protection Short circuit protected
Performance data	
Supply voltage U_B	18 ... 30 V , DC
Power consumption, max.	3.7 W
Inputs/outputs selectable	
Output current, max.	60 mA
Number of inputs/outputs selectable	2 Piece(s)
Input current, max.	8 mA
Interface	
Type	SSI
SSI	
Function	Process
Clock frequency	50 ... 800 kHz
Data bit	Adjustable
Service interface	
Type	USB
USB	
Function	Configuration/parameterization via integrated web server Service
Mechanical data	
Dimension (W x H x L)	100 mm x 108.7 mm x 48.3 mm
Housing material	Metal , Diecast aluminum
Lens cover material	Glass
Net weight	580 g

Part no.: 50125679 – BPS 307i SM 100 – Bar code positioning system

Housing color	Red Silver
Type of fastening	Dovetail grooves Fastening on back Via optional mounting device

Operation and display

Type of display	LED
Type of configuration	Via web browser

Environmental data

Ambient temperature, operation	-5 ... 50 °C
Ambient temperature, storage	-35 ... 70 °C
Relative humidity (non-condensing)	90 %

Certifications

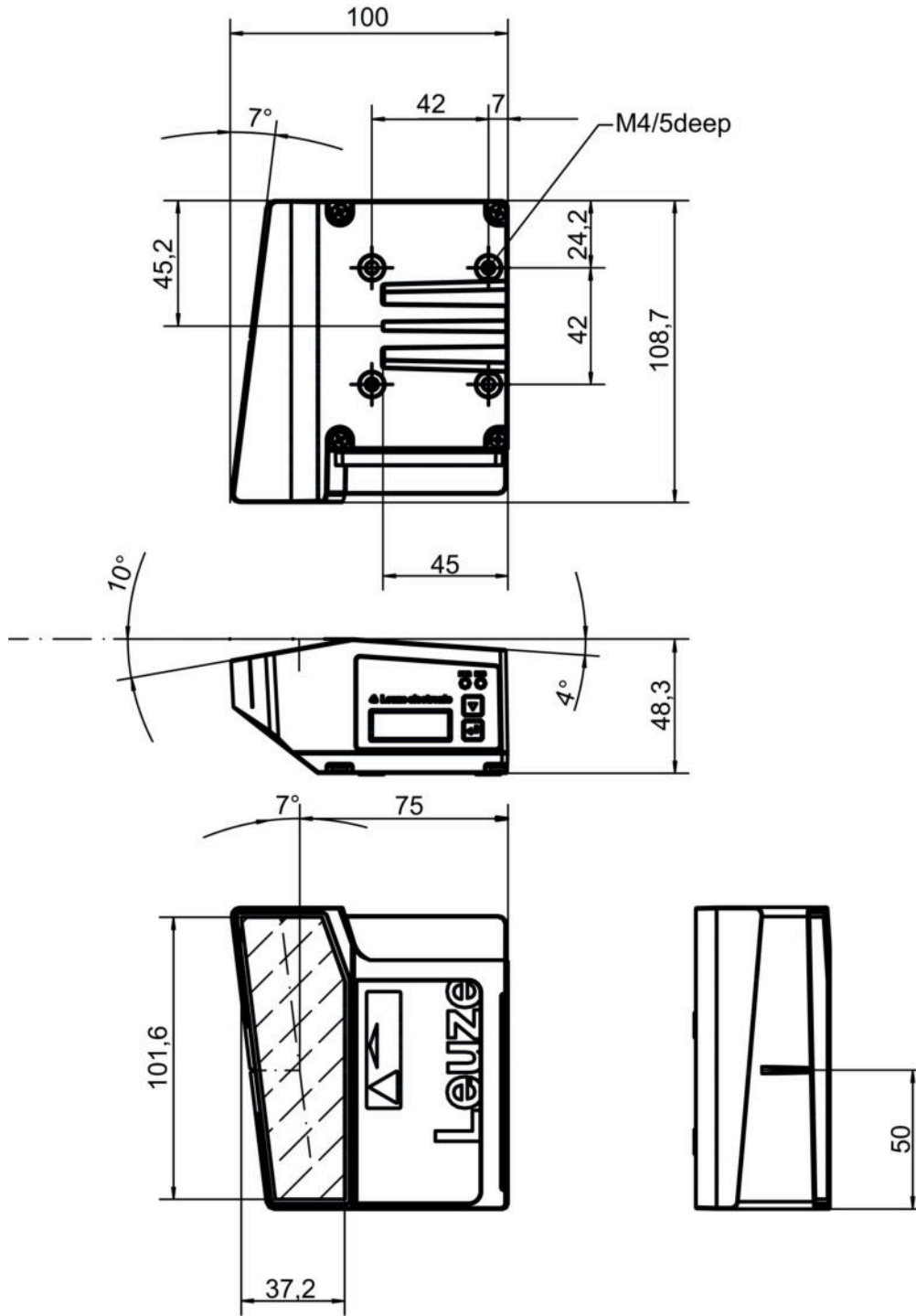
Degree of protection	IP 65 , EN 60529 with various connectors or screwed-on caps
Protection class	III
Certifications	c UL US

Classification

Customs tariff number	84719000
eCl@ss 8.0	27280190
eCl@ss 9.0	27280190
ETIM 5.0	EC001825
ETIM 6.0	EC001825

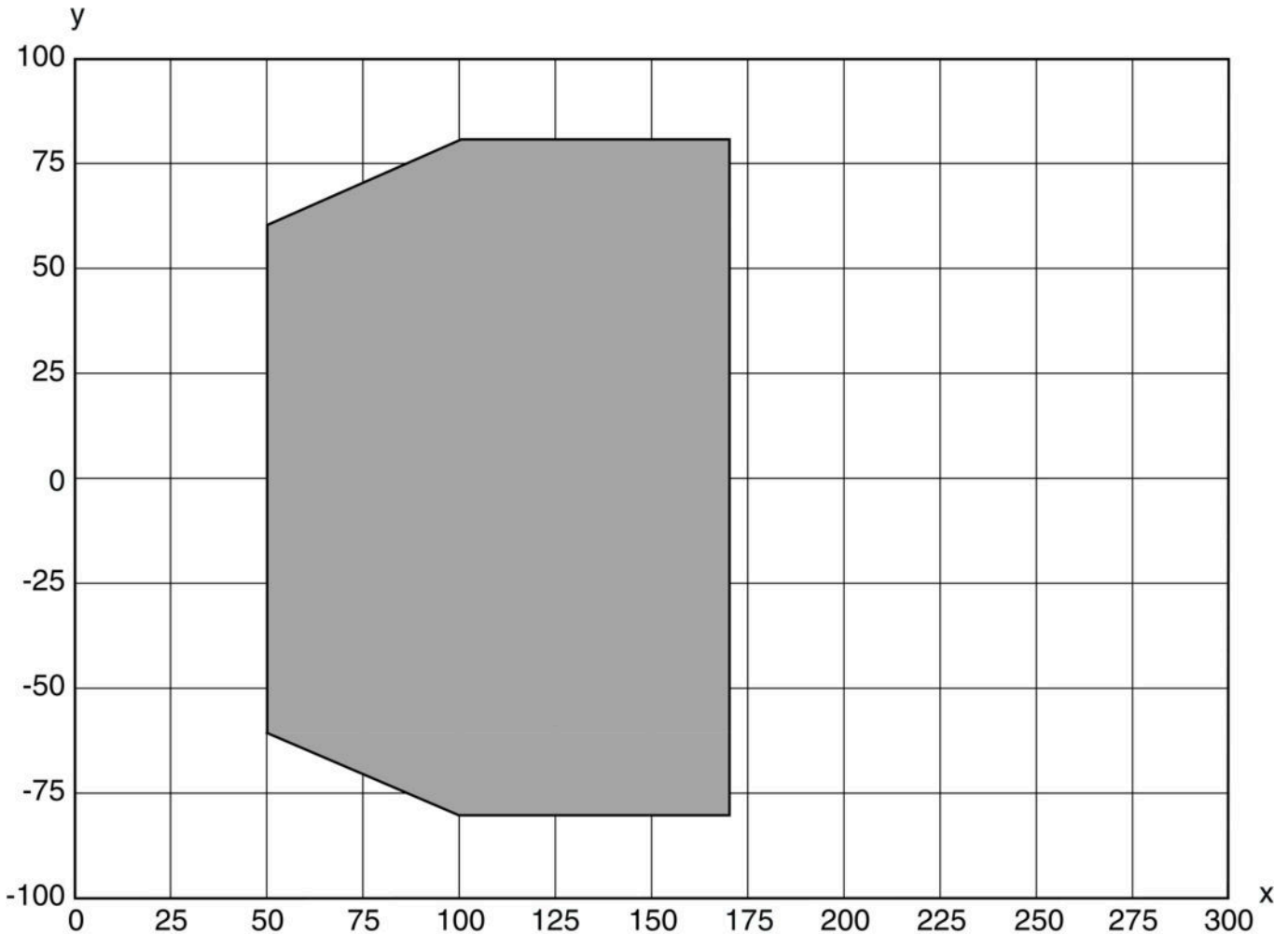
Dimensioned drawings

All dimensions in millimeters



Diagrams

Reading field curve



x Reading field distance [mm]
y Reading field width [mm]

Part number code

Part designation: **BPS 3XXi SM 100 Y Z**

BPS	Operating principle: BPS: bar code positioning system
3XXi	Series/interface (integrated fieldbus technology): 300i: RS 232 / RS 422 (stand-alone) 301i: RS 485 304i: PROFIBUS DP 307i: SSI 348i: PROFINET RT
SM	Scanning principle / optics: S: line scanner (single line) M: Medium Density (medium distance)
100	Beam exit: 100: lateral
Y Z	Special equipment: n/a: no special equipment D: with display H: with heating D H: optionally with display and heating

Note

A list with all available device types can be found on the Leuze electronic website at www.leuze.com.

Notes

WARNING! LASER RADIATION – CLASS 2 LASER PRODUCT

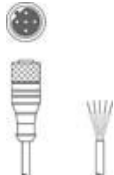


Do not stare into beam!

The device satisfies the requirements of IEC 60825-1:2007 (EN 60825-1:2007) safety regulations for a product of **laser class 2** as well as the U.S. 21 CFR 1040.10 regulations with deviations corresponding to "Laser Notice No. 50" from June 24, 2007.

- Never look directly into the laser beam or in the direction of reflected laser beams! If you look into the beam path over a longer time period, there is a risk of injury to the retina.
- Do not point the laser beam of the device at persons!
- Interrupt the laser beam using a non-transparent, non-reflective object if the laser beam is accidentally directed towards a person.
- When mounting and aligning the device, avoid reflections of the laser beam off reflective surfaces!
- CAUTION! Use of controls or adjustments or performance of procedures other than specified herein may result in hazardous light exposure.
- Observe the applicable statutory and local laser protection regulations.
- The device must not be tampered with and must not be changed in any way.
There are no user-serviceable parts inside the device.
Repairs must only be performed by Leuze electronic GmbH + Co. KG.


Accessories

Connection technology - Connection cables

	Part no.	Designation	Article	Description
	50104172	KB SSI/ IBS-2000-BA	Connection cable	Suitable for interface: SSI, Interbus-S Connection 1: Connector, M12, Axial, Female, B-coded, 5 -pin Connection 2: Open end Shielded: Yes Cable length: 2,000 mm Sheathing material: PUR
	50132077	KD U-M12-5A- V1-020	Connection cable	Connection 1: Connector, M12, Axial, Female, A-coded, 5 -pin Connection 2: Open end Shielded: No Cable length: 2,000 mm Sheathing material: PVC
	50132079	KD U-M12-5A- V1-050	Connection cable	Connection 1: Connector, M12, Axial, Female, A-coded, 5 -pin Connection 2: Open end Shielded: No Cable length: 5,000 mm Sheathing material: PVC


Part no.: 50125679 – BPS 307i SM 100 – Bar code positioning system

Connection technology - Interconnection cables



	Part no.	Designation	Article	Description
	50126132 *	KB 307-3000	Interconnection cable	Suitable for interface: SSI Parameter memory: No Connection 1: Socket connector Connection 2: Socket connector, 10 -pin, 6 -pin Shielded: Yes Cable length: 3,000 mm Sheathing material: PVC

* Necessary accessories, please order separately

Connection technology - Connectors


	Part no.	Designation	Article	Description
	50020501	KD 095-5A	Connector	Connection: Connector with screw terminals, M12, Axial, Female, A-coded, 5 -pin

Connection technology - Connection boxes

	Part no.	Designation	Article	Description
	50126131 *	MK 307	Connection unit	Suitable for: BPS 307i Suitable for interface: SSI Parameter memory: Yes Number of connections: 3 Piece(s) Connection: Terminal
	50126130 *	MS 307	Connection unit	Suitable for: BPS 307i Suitable for interface: SSI Parameter memory: Yes Number of connections: 3 Piece(s) Connection: Connector, M12


* Necessary accessories, please order separately

Mounting technology - Rod mounts


	Part no.	Designation	Article	Description
	50027375	BT 56	Mounting device	Functions: Static applications Design of mounting device: Mounting system Fastening, at system: For 16 mm rod, For 18 mm rod, For 20 mm rod Mounting bracket, at device: Clampable Material: Metal Tightening torque of the clamping jaws: 8 N·m

Part no.: 50125679 – BPS 307i SM 100 – Bar code positioning system



Mounting technology - Other

	Part no.	Designation	Article	Description
	50124941	BTU 0300M-W	Mounting device	Fastening, at system: Through-hole mounting Mounting bracket, at device: Clampable, Groove mounting, Suited for M4 screws Material: Metal

Bar code tape

	Part no.	Designation	Article	Description
	50040041	BCB 010	Bar code tape	Dimensions: 47 mm x 10,000 mm Grid dimension: 40 mm

Services

	Part no.	Designation	Article	Description
	S981001	CS10-S-110	Start-up support	Details: Performed at location of customer's choosing, duration: max. 10 hours. Conditions: Devices and connection cables are already mounted, price not including travel costs and, if applicable, accommodation expenses. Restrictions: No mechanical (mounting) and electrical (wiring) work performed, no changes (attachments, wiring, programming) to third-party components in the nearby environment.
	S981005	CS10-T-110	Product training	Details: Location and content to be agreed upon, duration: max. 10 hours. Conditions: Price not including travel costs and, if applicable, accommodation expenses. Restrictions: Travel costs and accommodation expenses charged separately and according to expenditure.

Note

A list with all available accessories can be found on the Leuze electronic website in the Download tab of the article detailed page.