



TEMPERATURE MONITORING RELAY
THERMOCOUPLE TYP J, EXCEEDING 2 THRESH.
VAL., WIDTH 22ND5 MM 0 C - 600 C, 24-240V AC/DC
1 NO+1 W, LOAD + CL.-CIRC.CURR. SCREW
CONNECTION

Figure similar



General technical data:		
Type of voltage		AC/DC
Supply voltage frequency		
<ul style="list-style-type: none"> • 1 for auxiliary and control current circuit 		
— Initial rated value	Hz	50
— Final rated value	Hz	60
Control supply voltage 1 with AC at 50 Hz		
• Initial rated value	V	24
• Final rated value	V	240
Control supply voltage 1 with AC at 60 Hz		
• Initial rated value	V	24
• Final rated value	V	240
Control supply voltage 1 for DC		
• Initial rated value	V	24
• Final rated value	V	240
Product function		
• Fault storage		No
• External reset		No
Number of measuring circuits		1
Number of NC contacts for auxiliary contacts		0
Number of NO contacts for auxiliary contacts		1
Number of CO contacts for auxiliary contacts		1
Measurable temperature		
• initial value	°C	0
• Full-scale value	°C	600

Equipment marking acc. to DIN EN 61346-2		K
Equipment marking acc. to DIN 40719 extended according to IEC 204-2 acc. to IEC 750		K
Ambient temperature during operation	°C	-25 ... +60

Mechanical data:

Type of electrical connection		
<ul style="list-style-type: none"> • for auxiliary and control current circuit • Plug-in socket 		screw-type terminals Yes
Design of the sensor connectable		type J (thermocouple)
Width	mm	22.5
Height	mm	102
Depth	mm	91

Certificates/ approvals:

General Product Approval	Test Certificates	other		
		Special Test Certificate	Declaration of Conformity	Environmental Confirmations

Further information

Information- and Downloadcenter (Catalogs, Brochures,...)

<http://www.siemens.com/industrial-controls/catalogs>

Industry Mall (Online ordering system)

<http://www.siemens.com/industrymall>

Cax online generator

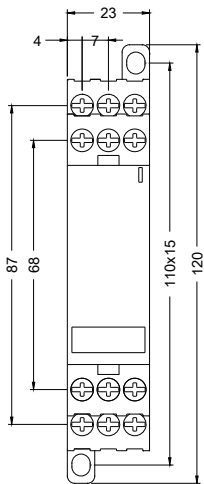
<http://support.automation.siemens.com/WW/CAXorder/default.aspx?lang=en&mlfb=3RS11201DW30>

Service&Support (Manuals, Certificates, Characteristics, FAQs,...)

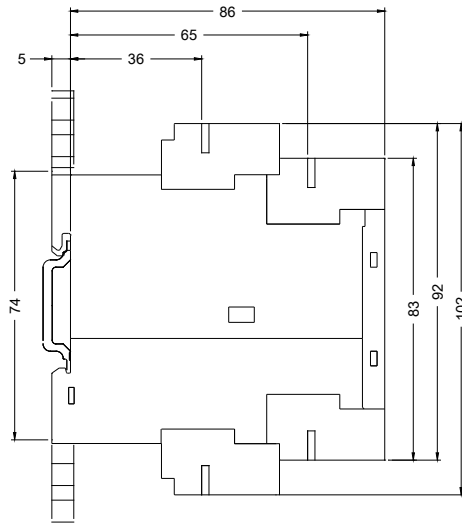
<http://support.automation.siemens.com/WW/view/en/3RS11201DW30/all>

Image database (product images, 2D dimension drawings, 3D models, device circuit diagrams, EPLAN macros, ...)

<http://www.automation.siemens.com/bilddb/index.aspx?attID9=3RS11201DW30&lang=en>



last modified:



09.03.2015