

HCMD-10-S-03.00-01

(2.54 mm) .100"

IDC SOCKET & TERMINAL CABLE

Mates with:

TSW, MTSW, TST, EW, BST, ZST, MTLW, TSM, EJH-02 (HCSD only)

SPECIFICATIONS

For complete specifications and recommended PCB layouts see www.samtec.com?HCSD or www.samtec.com?HCSS

HCSD, HCSS

Insulator Material: Black Liquid Crystal Polymer
Flammability Rating: UL 94V-0
Insulation Resistance: 5000 MΩ
Temperature Range: -20°C to +105°C (Rainbow Cable)
 -40°C to +105°C (Gray Cable)
Withstanding Voltage: 1000 VRMS @ 60 Hz
Contact: Phosphor Bronze
Plating: 10μ" (0.25 μm) Au on contact area, 150μ" (3.81 μm) Sn on balance over 50μ" (1.27 μm) Ni.
Contact Resistance: 10 mΩ
Lead Size Range: .024" (0.61 mm) SQ to .026" (0.66 mm) SQ
Lead Insertion Depth: .185" (4.70 mm) to .250" (6.35 mm)
Insertion Force: 6 oz (1.67 N) average with .025" (0.64 mm) SQ probe
Withdrawal Force: 3 oz (0.83 N) average with .025" (0.64 mm) SQ probe
Wire: 28 AWG 7/36 stranded Tinned Copper
RoHS Compliant: Yes

SPECIFICATIONS

For complete specifications and recommended PCB layouts see www.samtec.com?HCMD or www.samtec.com?HCMS

HCMD, HCMS

Insulator Material: Black Liquid Crystal Polymer
Flammability Rating: UL 94V-0
Insulation Resistance: 5000 MΩ
Temperature Range: -20°C to +105°C (Rainbow Cable)
 -40°C to +105°C (Gray Cable)
Withstanding Voltage: 1000 VRMS @ 60 Hz
Terminal: Phosphor Bronze
Plating: Sn over 50μ" (1.27 μm) Ni
Wire: 28 AWG 7/36 stranded Tinned Copper
RoHS Compliant: Yes

Note: IDC assemblies are non-standard, non-returnable.

TYPE STRIP	ROW OPTION	NO. PINS PER ROW	END ASSEMBLY	ASSEMBLED LENGTH
	<p>S = Single</p> <p>D = Double (Color coded cable N/A for 36 pins/row. See -G option.)</p>	<p>-05, -08, -10, -12, -13, -15, -17, -20, -25, -36</p>		<p>-“XX.XX” = Assembled Length</p> <p>Assembled Length in INCHES (±1/8") → 2 inches minimum</p>

HCM
= Male Strip

LEAD STYLE	A
-01	(3.05) .120
-02	(5.84) .230

HCS
= Socket Strip

-S = Single End

Socket or Male Plug on one end

-D = Double End

Socket or Male Plug on each end

-T = Transfer End

Male Plug on one end with socket on other.
Begin part number with HCM.

HCSS-15-S-03.00-01-G

HCSD-10-S-03.00-01-T-G

HCMD, HCMS, HCSD, HCSS SERIES

LEAD STYLE

PLATING OPTION

NOTCH POLARIZATION

OTHER OPTIONS

-01

= HCSS/HCSD or (3.05 mm) .120" tail for HCMS/HCMD

-02

= (5.84 mm) .230" tail HCMS/HCMD only

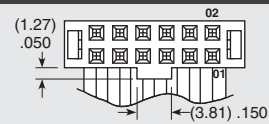
-S

= 10µ" (0.25 µm) Gold on contact area or tail, Tin on balance (Standard on HCSS & HCSD. Leave blank)

-T

= Tin (Standard on HCMS & HCMD. Leave blank)

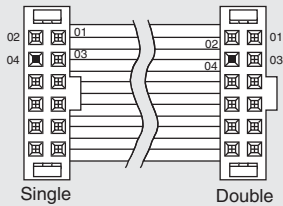
-N = Notch Polarization



Required for HCSS and HCSD. (Not available on HCMS or HCMD, unless Transfer, then only the socket is polarized.)

-P "XX"

= Position Polarization

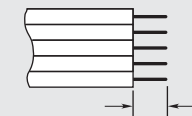


Specify "XX" as position. For Double the same position will be polarized on both ends. (Not available on HCM, unless Transfer, then only the socket is polarized)

-ST "X"

= Stripped & Tinned

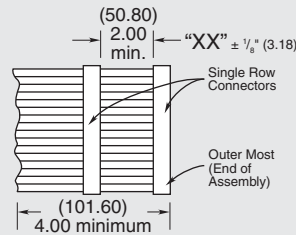
Specify Suffix from table. All dimensions are ± 1/16" (1.59 mm). Not available in 28 positions and higher.



-ST8	1/8" (3.18)
-ST4	1/4" (6.35)
-ST2	1/2" (12.70)
-ST3	3/8" (9.53)

-S "XX"

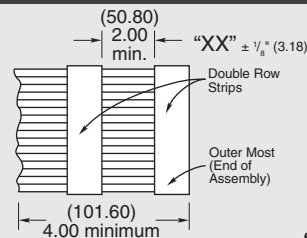
= Daisy Chain Single



When mating double row connector with two single row connectors, the outer most single will be connected to Conductor #1 and the inside single to Conductor #2.

-D "XX"

= Daisy Chain, Double



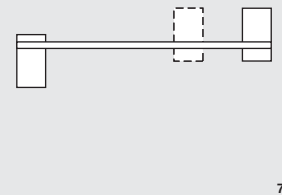
-W "XX"

= Wiring Reversed Daisy Chain, Single

Same as -S "XX" except outer strip connected to conductor #2 and inside strip connected to conductor #1.

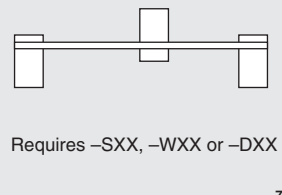
-R

= Reversed



-M

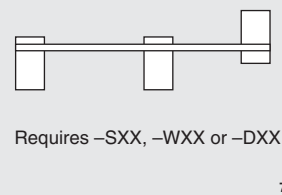
= Middle Reversed



Requires -SXX, -WXX or -DXX

-O

= Outside Reversed



Requires -SXX, -WXX or -DXX

-G

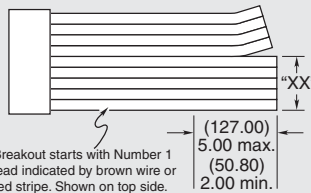
= Gray Cable

Standard cable is color coded. Specify -G for Gray cable with one red edge.

-B "XX"

= Breakout

Specify "XX" as number of conductors to be broken out.



Breakout starts with Number 1 lead indicated by brown wire or red stripe. Shown on top side.

-RW

= Reversed Wiring

#1 wire opposite position #1