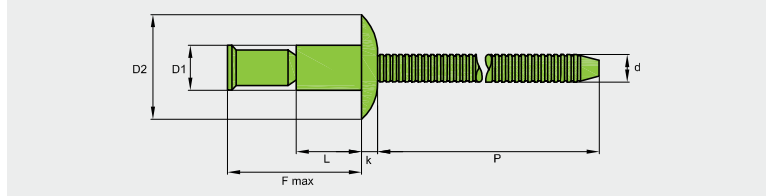
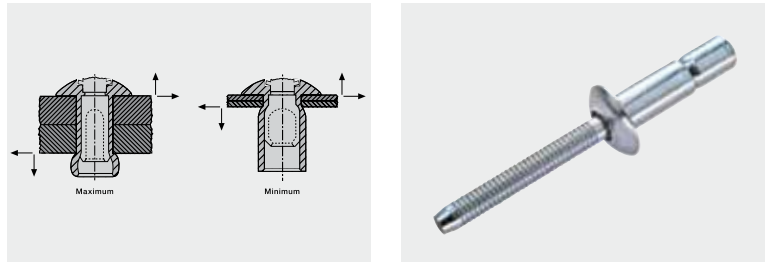



FLACHRUNDKOPF MIT GERILTEM NIETDORN DOMED HEAD WITH GROOVED MANDREL TÊTE PLATE CLOU CANNELÉ

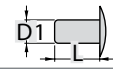









Edelstahl A2 [1.4301]
Stainless steel A2 [AISI 304]
Acier inox A2 [1.4301]


Edelstahl A2 [1.4301]
Stainless steel A2 [AISI 304]
Acier inox A2 [1.4301]

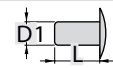







Ø 4,8 mm

D1 = 4,8 +/- 0,09 mm
D2 = 10,1 mm max.
k = 2,1 mm max.
d = 3,0 mm (Ref.)
P = ≥ 27,0 mm
L = +/- 0,99 mm
 4,9 - 5,1 mm

	F max							
4,8 x 10,5 mm	18,2 mm	1,6 - 6,9 mm	77799 48100	6400 N	5100 N	445 N	250	2500
4,8 x 14,5 mm	24,5 mm	1,6 - 11,1 mm	77799 48140				250	2500

Ø 6,4 mm

D1 = 6,4 +0,1 / - 0,11 mm
D2 = 13,4 mm max.
k = 2,9 mm max.
d = 4,0 mm (Ref.)
P = ≥ 31,0 mm
L = +/- 0,99 mm
 6,6 - 7,0 mm

	F max							
6,4 x 14,5 mm	23,7 mm	2,0 - 9,5 mm	77799 64140	11700 N	10400 N	1112 N	250	2500
6,4 x 19,5 mm	33,0 mm	2,0 - 15,9 mm	77799 64190				250	2500



Zur Verarbeitung der Hochfestigkeitsblindniete „M-LOCK“ ist ein spezielles Mundstück zu verwenden.
For the processing of the high strength blind rivets „M-LOCK“ a special nosepiece must be used.
Vous devez utiliser une pièce de pose spéciale pour poser les rivets à haute résistance „M-LOCK“.

¹⁾ typische Werte typical values valeurs moyennes

Technische Änderungen vorbehalten Subject to technical modifications Sous réserve de modifications (techniques)