



IXARC Absolute Rotary Encoder

OCD-S5D1B-1416-S100-PRP



Interface

| | |
|-----------------------------|--|
| Interface | SSI with Preset + Incremental RS422 |
| Optional Incremental Pulses | 8192 |
| Manual Functions | Preset + complement via cable or connector |
| Interface Cycle Time | $\geq 25 \mu\text{s}$ |

Outputs

| | |
|-------------------------|-------------------------------------|
| Output Driver | SSI (RS422) / Incr. (RS422) |
| Output Incremental | A, /A, B, /B, Z, /Z |
| Quadrature Phasing | $90^\circ \pm 4.5^\circ$ electrical |
| Max. Frequency Response | 2 MHz |

Electrical Data

| | |
|-----------------------------|-------------------------|
| Supply Voltage | 4.5 - 30 VDC |
| Power Consumption | $\leq 1.5 \text{ W}$ |
| Start-Up Time | $< 250 \text{ ms}$ |
| Clock Input | RS 422, via Optocoupler |
| Clock Frequency | 100 kHz - 2 MHz |
| Reverse Polarity Protection | Yes |
| Short Circuit Protection | Yes |
| EMC: Emitted Interference | DIN EN 61000-6-4 |
| EMC: Noise Immunity | DIN EN 61000-6-2 |

Data Sheet

Printed at 27-09-2017 19:09

POSITAL

FRABA



MTTF 16.2 years @ 40 °C

Sensor

| | |
|------------------------|---|
| Technology | Optical |
| Resolution Singleturn | 16 bit |
| Resolution Multiturn | 14 bit |
| Multiturn Technology | Mechanical Gearing (no Battery) |
| Accuracy (INL) | $\pm 0.0220^\circ$ (14 - 16 bit), $\pm 0.0439^\circ$ (≤ 13 bit) |
| Sense Signal (Default) | Clockwise shaft movement (front view on shaft) |
| Code | Binary |
| Incremental Pulses | 8192 |

Environmental Specifications

| | |
|----------------------------|------------------------------------|
| Protection Class (Shaft) | IP65 |
| Protection Class (Housing) | IP65 |
| Operating Temperature | -40 °C (-40 °F) - +85 °C (+185 °F) |
| Humidity | 98% RH, no condensation |

Mechanical Data

| | |
|--|--|
| Housing Material | Steel |
| Housing Coating | Wet coating (RAL 9006 White Aluminium) + Cathodic corrosion protection (>720 h salt spay resistance) |
| Flange Type | Synchro, \varnothing 58 mm (S) |
| Flange Material | Aluminum |
| Shaft Type | Solid, Length = 20 mm |
| Shaft Diameter | \varnothing 10 mm (0.39") |
| Shaft Material | Stainless Steel V2A (1.4305, 303) |
| Max. Shaft Load | Axial 40 N, Radial 110 N |
| Minimum Mechanical Lifetime (10 ⁸ revolutions with Fa/Fr) | 420 (20 N / 40 N), 145 (40 N / 60 N), 100 (40 N / 80 N), 55 (40 N / 110 N) |
| Rotor Inertia | $\leq 30 \text{ gcm}^2$ [$\leq 0.17 \text{ oz-in}^2$] |
| Friction Torque | $\leq 3 \text{ Ncm}$ @ 20 °C (4.2 oz-in @ 68 °F) |
| Max. Permissible Mechanical Speed | $\leq 12000 \text{ 1/min}$ |
| Shock Resistance | $\leq 100 \text{ g}$ (half sine 6 ms, EN 60068-2-27) |
| Permanent Shock Resistance | $\leq 10 \text{ g}$ (half sine 16 ms, EN 60068-2-29) |
| Vibration Resistance | $\leq 10 \text{ g}$ (10 Hz - 1000 Hz, EN 60068-2-6) |
| Length | 56,7 mm (2.23") |

Data Sheet

Printed at 27-09-2017 19:09

POSITAL

FRABA



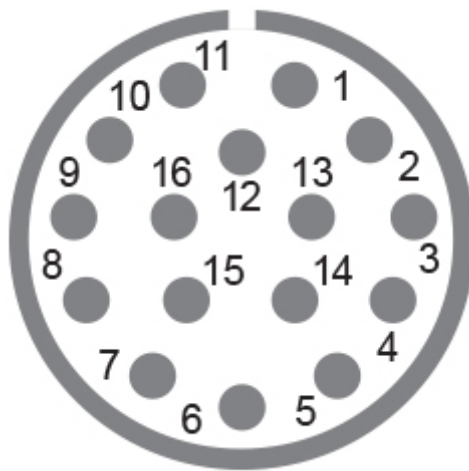
Weight 280 g (0.62 lb)

Electrical Connection

Connection Orientation Radial
 Connector M23, Male, 16 pin

Certification

Approval CE + cULus listed, Industrial Control Equipment
 Product Life Cycle Established



Connection Plan

| SIGNAL | PIN NUMBER |
|--------------|------------|
| Power Supply | 11 |
| GND | 12 |
| Data+ | 3 |
| Data- | 4 |
| Clock+ | 2 |
| Clock- | 1 |
| DIR | 8 |
| Preset | 9 |
| A | 5 |
| /A | 6 |
| B | 7 |
| /B | 10 |
| Z | 13 |
| /Z | 14 |

Data Sheet

Printed at 27-09-2017 19:09

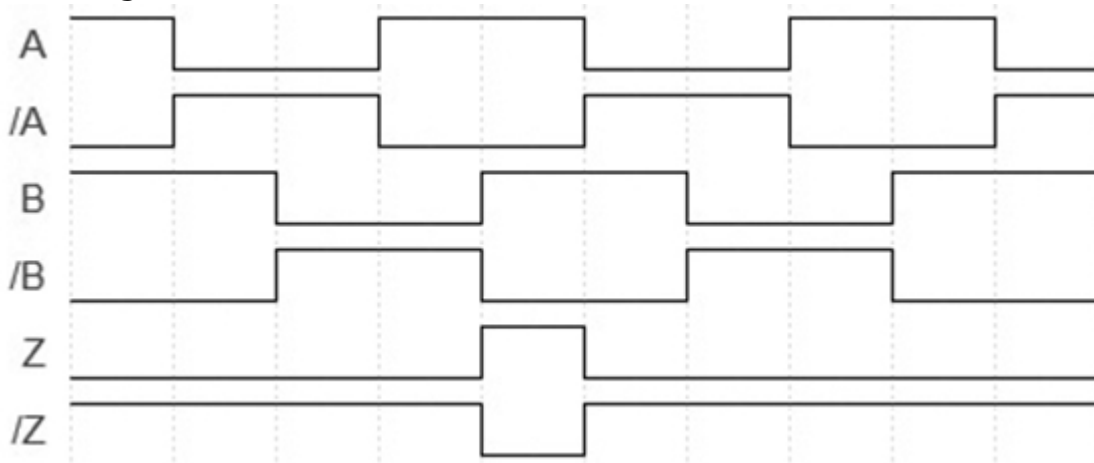


Shielding

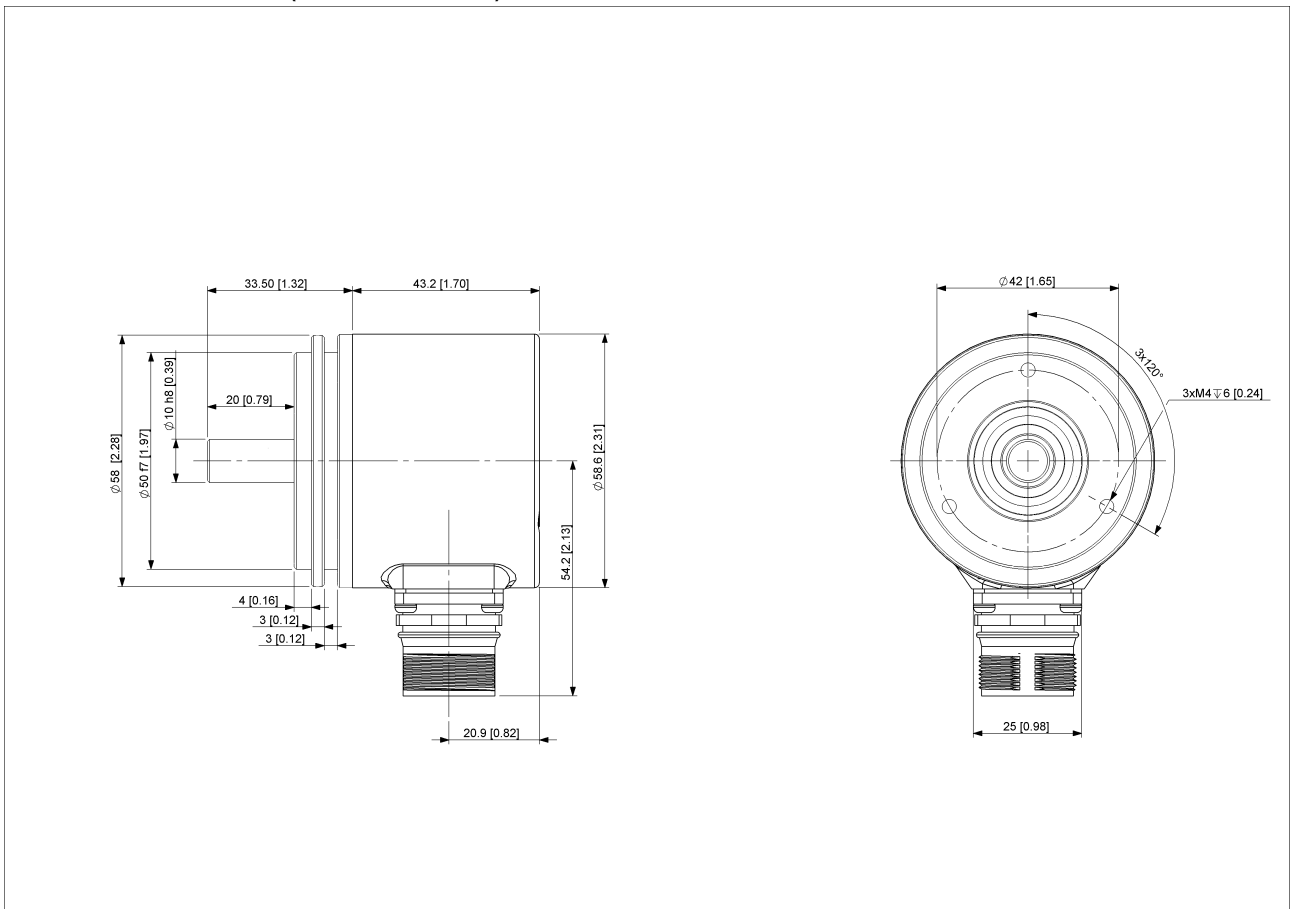
Housing

Connector-View on Encoder

Pulse Diagram



Rotation Clockwise (seen on shaft)



Data Sheet

Printed at 27-09-2017 19:09



[2D Drawing](#)

Accessories

Connectors & Cables

5m PVC Cable, 16pin, f

1m PVC Cable, 16pin, f

2m PVC Cable, 16pin, f

10m PVC Cable, 16pin, f

M23, 16pin, Female

More

Clamp Disc w/ Eccentric Hole-4pcs

Clamp Disc w/ Centred Hole-4pcs

Coupling Disc Type-10-12

Coupling Bellow Type-10-10

Coupling Bellow Type-06-10

Coupling Bellow Type-08-10

Coupling Bellow Type-10-12

Coupling Bellow Type-10-(1/4")

Coupling Bellow Type-10-(3/8")

Coupling Jaw Type-06-10

Coupling Jaw Type-08-10

Coupling Jaw Type-10-12

Coupling Jaw Type-10-(1/4")

Coupling Jaw Type-10-(3/8")

Coupling Jaw Type-10-10

Coupling Disc Type-06-10

Coupling Disc Type-10-10

More

Mounting Bracket for Synchro Flange w/ fixtures

Contact

POSITAL

FRABA



POSITAL
Contact Us

The picture and drawing are for general presentation purposes only. Please refer to the "Download" section for detailed technical drawings. All dimension in [inch] mm. © FRABA B.V., All rights reserved. We do not assume responsibility for technical inaccuracies or omissions. Specifications are subject to change without notice.