

52273-1 ✓ ACTIVE

PIDG

TE Internal #: 52273-1

PIDG, Ring Terminals & Spade Terminals, Ring Tongue, 20AWG

Wire Size, .5 – .6mm² Wire Size, 1186CMA Wire Size, M2.5 / #4

[View on TE.com >](#)



Terminals & Splices > Ring Terminals & Spade Terminals > PIDG RING TONGUE TERMINALS



Terminal & Splice Type: **Ring Tongue**

Wire Size: **1186 CMA**

Ring & Spade Stud Size: **#4, M2.5**

[All PIDG RING TONGUE TERMINALS \(422\)](#)

Features

Product Type Features

| | |
|------------------------------|------------------------|
| Shape Description | RING-042 |
| Ring & Spade Stud Size | #4, M2.5 |
| Ring & Spade Barrel Type | Closed Barrel |
| Sealable | No |
| Insulated | Yes |
| Ring & Spade Wire/Cable Type | Regular Wire |
| Support Style | Insulation Restriction |

Configuration Features

| | |
|-----------------|----------|
| Number of Holes | 1 |
| Terminal Angle | Straight |

Electrical Characteristics

| | |
|---------------|-------|
| Voltage (Max) | 300 V |
|---------------|-------|

Body Features

| | |
|-------------------------------|-------------|
| Inspection Slot | No |
| Insulation Sleeve Color | Red |
| Stripe Color | Red |
| Ring & Spade Plating Material | Copper, Tin |

Contact Features

| | |
|---------------------|---------|
| Military Part Class | Class I |
|---------------------|---------|



| | |
|-----------------------------------|-------------|
| Terminal & Splice Type | Ring Tongue |
| Ring & Spade Terminal Orientation | Offset |

Mechanical Attachment

| | |
|-------------------------|------|
| Wire Insulation Support | With |
|-------------------------|------|

Dimensions

| | |
|---|-------------------------------|
| Wire Size | 1186 CMA |
| Stud Diameter | 2.84 mm[.112 in] |
| Tongue Thickness | .79 mm[.031 in] |
| Ring & Spade Overall Length | 18.64 mm[.734 in] |
| Ring & Spade Wire Insulation Diameter (Max) | 2.79 mm[.11 in] |
| Ring & Spade Wire Insulation Diameter | 1.17 – 2.79 mm[.046 – .11 in] |

Usage Conditions

| | |
|-----------------------------|---------------------|
| Insulation Requirement | Partially Insulated |
| Operating Temperature Range | 105 °C[221 °F] |

Operation/Application

| | |
|------------|----|
| Heavy Duty | No |
|------------|----|

Industry Standards

| | |
|----------------------|-----|
| Government Qualified | Yes |
|----------------------|-----|

Packaging Features

| | |
|-------------------------------|-------------|
| Packaging Quantity | 1000 |
| Ring & Spade Packaging Method | Loose Piece |

Product Compliance

[For compliance documentation, visit the product page on TE.com>](#)











| | |
|---|---|
| EU RoHS Directive 2011/65/EU | Compliant |
| EU ELV Directive 2000/53/EC | Compliant |
| China RoHS 2 Directive MIIT Order No 32, 2016 | No Restricted Materials Above Threshold |
| EU REACH Regulation (EC) No. 1907/2006 | Current ECHA Candidate List: JAN 2021 (211) Candidate List Declared Against: JUN 2020 (209) SVHC > Threshold: Not Yet Reviewed |
| Halogen Content | Not Low Halogen - contains Br or Cl > 900 |

| | |
|---------------------------|--|
| | ppm. |
| Solder Process Capability | Not applicable for solder process capability |

Product Compliance Disclaimer

This information is provided based on reasonable inquiry of our suppliers and represents our current actual knowledge based on the information they provided. This information is subject to change. The part numbers that TE has identified as EU RoHS compliant have a maximum concentration of 0.1% by weight in homogenous materials for lead, hexavalent chromium, mercury, PBB, PBDE, DBP, BBP, DEHP, DIBP, and 0.01% for cadmium, or qualify for an exemption to these limits as defined in the Annexes of Directive 2011/65/EU (RoHS2). Finished electrical and electronic equipment products will be CE marked as required by Directive 2011/65/EU. Components may not be CE marked. Additionally, the part numbers that TE has identified as EU ELV compliant have a maximum concentration of 0.1% by weight in homogenous materials for lead, hexavalent chromium, and mercury, and 0.01% for cadmium, or qualify for an exemption to these limits as defined in the Annexes of Directive 2000/53/EC (ELV). Regarding the REACH Regulation, the information TE provides on SVHC in articles for this part number is based on the latest European Chemicals Agency (ECHA) 'Guidance on requirements for substances in articles' posted at this URL: <https://echa.europa.eu/guidance-documents/guidance-on-reach>

Compatible Parts

| | | | |
|--|--|---|--|
|  <p>TE Part # 59170 T-HEAD PIDG SH 26-14 ASSY</p> |  <p>REPRESENTATION ONLY</p> <p>TE Part # 47386 DAHT PG PIDG 26-16 ASSY</p> |  <p>REPRESENTATION ONLY</p> <p>TE Part # 47386-4 DAHT PG PIDG 26-16 ASSY</p> |  <p>TE Part # 58433-3 PRO CR ASSY, RBY IS9252</p> |
|  <p>TE Part # 58423-1 DIE, RBY IS9252</p> |  <p>REPRESENTATION ONLY</p> <p>TE Part # 525690 DAHT PG PIDG 20-18 ASSY</p> |  <p>TE Part # 2063030-1 SDE DIESET, RBY, UL</p> |  <p>TE Part # 47806-2 DIES PIDG 22-16 DIE SET</p> |
|  <p>TE Part # 59300 T-HEAD PIDG PG 26-16 ASSY</p> |  <p>TE Part # 169404 CERTI-LOK DIE</p> | | |

Also in the Series | **PIDG**



Compression Connectors(17)



Crimp Terminal Housings(1)



Crimp Wire Pins, Tabs & Ferrules(41)



Knife Disconnects(11)



PCB Terminals(9)



Portable Crimp Tools(2)



Quick Disconnects(53)



Ring Terminals & Spade Terminals(862)



Special Purpose Terminals(1)



Splices(48)

Customers Also Bought



TE Part #1-320551-3
PIDG RING TONGUE TERMINALS



TE Part #052433-000
D-150-0176



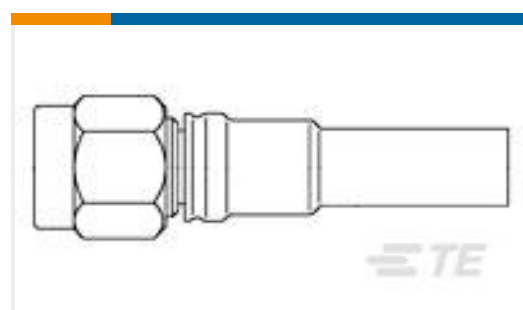
TE Part #1662-213-2031
CONT SOC ASSY



TE Part #0660-206-1282
CONT PIN



TE Part #0662-207-1631L
CONT SOC ASSY



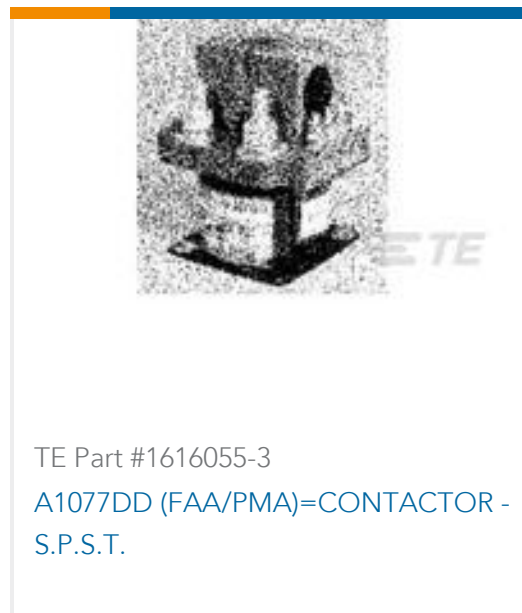
TE Part #1063265-1
SCD 2031 5156 29



TE Part #1-1604800-4
ASSY,PLUG,QUADRAX,FREE HANGING,12 POS



TE Part #109858-000
D-181-1222-90/9



Documents

Product Drawings

[TERMINAL,PIDG R IR 20 4](#)

English

CAD Files

[3D PDF](#)

3D

Customer View Model

[ENG_CVM_CVM_52273-1_M.2d_dxf.zip](#)

English

Customer View Model

[ENG_CVM_CVM_52273-1_M.3d_igs.zip](#)

English

Customer View Model

[ENG_CVM_CVM_52273-1_M.3d_stp.zip](#)

English

By downloading the CAD file I accept and agree to the [Terms and Conditions](#) of use.

Product Specifications

[Application Specification](#)

English

Product Environmental Compliance

[TE Material Declaration](#)

English