

Sample set - SAMPLE PTSM 0,5/ 8-HH-2,5-THR - 1786031

Please be informed that the data shown in this PDF Document is generated from our Online Catalog. Please find the complete data in the user's documentation. Our General Terms of Use for Downloads are valid (<http://phoenixcontact.com/download>)

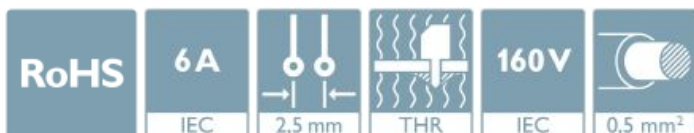


PCB header, nominal cross section: 0.5 mm², color: black, nominal current: 6 A, rated voltage (III/2): 160 V, contact surface: Tin, type of contact: Male connector, Number of potentials: 8, Number of rows: 1, Number of positions per row: 8, number of connections: 8, product range: PTSM 0,5/..-HH-THR, pitch: 2.5 mm, mounting: THR soldering, pin layout: Linear pinning, solder pin [P]: 2.1 mm, plug-in system: COMBICON COMPACT PTSM, Locking: without, type of packaging: packed in cardboard


The figure shows a 3-position version

Your advantages

- ✓ Designed for integration into the SMT soldering process
- ✓ Supplied in tape-on-reel packing according to IEC 60286-3 for automated mounting



Key Commercial Data

| | |
|--------------------------------------|---|
| Packing unit | 5 pc |
| Minimum order quantity | 5 pc |
| GTIN |  4 046356 572163 |
| GTIN | 4046356572163 |
| Weight per Piece (excluding packing) | 1.680 g |
| Custom tariff number | 85366930 |
| Country of origin | India |
| Sales Key | AACMBA |

Technical data

Item properties

| | |
|---------------------------|-----------------------|
| Brief article description | Feed-through header |
| Plug-in system | COMBICON COMPACT PTSM |
| Type of contact | Male connector |
| Range of articles | PTSM 0,5/..-HH-THR |
| Pitch | 2.5 mm |
| Number of positions | 8 |
| Mounting type | THR soldering |

Sample set - SAMPLE PTSM 0,5/ 8-HH-2,5-THR - 1786031

Technical data

Item properties

| | |
|---------------------------------|----------------|
| Pin layout | Linear pinning |
| Locking | without |
| Number of levels | 1 |
| Number of connections | 8 |
| Number of potentials | 8 |
| Pin connector pattern alignment | Standard |

Electrical parameters

| | |
|-----------------------------|--------|
| Nominal current | 6 A |
| Nom. voltage | 160 V |
| Rated voltage (III/3) | 50 V |
| Rated voltage (III/2) | 160 V |
| Rated voltage (II/2) | 160 V |
| Rated surge voltage (III/3) | 2.5 kV |
| Rated surge voltage (III/2) | 2.5 kV |
| Rated surge voltage (II/2) | 2.5 kV |

Material data - contact

| | |
|---|---|
| Note | WEEE/RoHS-compliant, free of whiskers according to IEC 60068-2-82/ JEDEC JESD 201 |
| Contact material | Cu alloy |
| Surface characteristics | Tin-plated |
| Metal surface contact area (top layer) | Tin (3 - 5 µm Sn) |
| Metal surface contact area (middle layer) | Nickel (1.3 - 3 µm Ni) |
| Metal surface soldering area (top layer) | Tin (3 - 5 µm Sn) |
| Metal surface soldering area (middle layer) | Nickel (1.3 - 3 µm Ni) |

Material data - housing

| | |
|--|--------------|
| Housing color | black (9005) |
| Insulating material | LCP |
| Insulating material group | IIIa |
| CTI according to IEC 60112 | 175 |
| Flammability rating according to UL 94 | V0 |

Flange specifications

| | |
|-----------------|---------|
| Type of locking | without |
| Mounting flange | without |

Dimensions for the product

| | |
|--------------|--|
| Caption | Schematische Abbildung - weitere Details siehe Produktfamilienzeichnung im Download Center |
| Length [l] | 7.5 mm |
| Width [w] | 21.7 mm |
| Height [h] | 7.1 mm |

Sample set - SAMPLE PTSM 0,5/ 8-HH-2,5-THR - 1786031

Technical data

Dimensions for the product

| | |
|-----------------------------|--------------|
| Pitch | 2.5 mm |
| Height (without solder pin) | 5 mm |
| Solder pin [P] | 2.1 mm |
| Pin spacing | 2.50 mm |
| Pin dimensions | 0.6 x 0.6 mm |

Dimensions for PCB design

| | |
|---------------|---------|
| Hole diameter | 1.1 mm |
| Pin spacing | 2.50 mm |

Packaging information

| | |
|----------------------------|---------------------|
| Type of packaging | packed in cardboard |
| Pieces per package | 5 |
| Denomination packing units | Pcs. |

Processing notes

| | |
|---|--|
| Process | Reflow/wave soldering |
| Specification | Following IPC/JEDEC J-STD-020D.1:2008-03 |
| | Following IEC 61760-1:2006-04 |
| | Following IEC 60068-2-58:2005-02 |
| Moisture Sensitive Level | MSL 1 |
| Classification temperature T _c | 260 °C |
| Solder cycles in the reflow | 3 |

Ambient conditions

| | |
|---|---|
| Ambient temperature (storage/transport) | -40 °C ... 70 °C |
| Ambient temperature (assembly) | -5 °C ... 100 °C |
| Ambient temperature (operation) | -40 °C ... 100 °C (dependent on the derating curve) |

Air clearances and creepage distances

| | |
|---|---------------------|
| Clearances and creepage distances | IEC 60664-1:2007-04 |
| Specification | IEC 60664-1:2007-04 |
| Minimum clearance - inhomogeneous field (III/3) | 1.5 mm |
| Minimum clearance - inhomogeneous field (III/2) | 1.5 mm |
| Minimum clearance - inhomogeneous field (II/2) | 1.5 mm |
| Minimum creepage distance value (III/3) | 1.9 mm |
| Minimum creepage distance value (III/2) | 1.6 mm |
| Minimum creepage distance value (II/2) | 1.6 mm |

Mechanical tests (A)

| | |
|--|-------------|
| Test specification | IEC 61984 |
| Insertion strength per pos. approx. | 5 N |
| Withdraw strength per pos. approx. | 4 N |
| Polarization when inserted requirement >20 N | Test passed |

Sample set - SAMPLE PTSM 0,5/ 8-HH-2,5-THR - 1786031

Technical data

Mechanical tests (A)

| | |
|---|-------------|
| Contact holder in insert requirements >20 N | Test passed |
|---|-------------|

Durability tests (B)

| | |
|--|-----------------------|
| Specification | IEC 60512-9-1:2010-03 |
| Contact resistance R ₁ | 3 mΩ |
| Insertion/withdrawal cycles | 10 |
| Contact resistance R ₂ | 4 mΩ |
| Impulse withstand voltage at sea level | 2.95 kV |

Thermal tests (C)

| | |
|---|-----------------------|
| Specification | IEC 60512-5-1:2002-02 |
| Number of positions | 8 |
| Upper limiting temperature requirements <100 °C | Test passed |

Climatic tests (D)

| | |
|--|---|
| Specification | ISO 6988:1985-02 |
| Cold stress | -40 °C/2 h |
| Thermal stress | 100 °C/168 h |
| Corrosive stress | 0.2 dm ³ SO ₂ on 300 dm ³ /40 °C/1 cycle |
| Impulse withstand voltage at sea level | 2.95 kV |
| Power-frequency withstand voltage | 1.39 kV |

Environmental and durability tests (E)

| | |
|---------------------------------------|--|
| Specification | IEC 61984:2008-10 |
| Result, degree of protection, IP code | Back of hand safety with IP10 access probe |

Vibration test

| | |
|------------------------|------------------------|
| Specification | IEC 60068-2-6:2007-12 |
| Frequency | 10 - 150 - 10 Hz |
| Sweep speed | 1 octave/min |
| Amplitude | 0.35 mm (10 - 60.1 Hz) |
| Acceleration | 5 g (60.1 - 150 Hz) |
| Test duration per axis | 2.5 h |

Standards and Regulations

| | |
|--|--------|
| Connection in acc. with standard | EN-VDE |
| Flammability rating according to UL 94 | V0 |

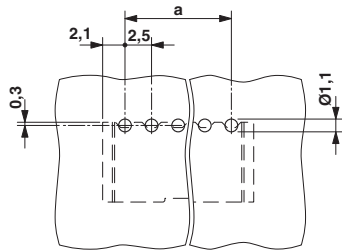
Environmental Product Compliance

| | |
|------------|---|
| China RoHS | Environmentally friendly use period: unlimited = EFUP-e |
| | No hazardous substances above threshold values |

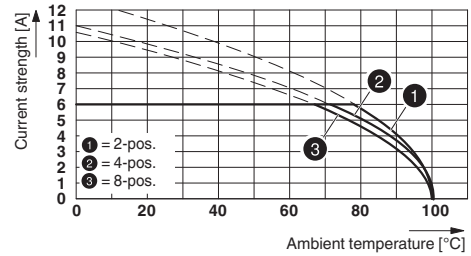
Drawings

Sample set - SAMPLE PTSM 0,5/ 8-HH-2,5-THR - 1786031

Drilling diagram

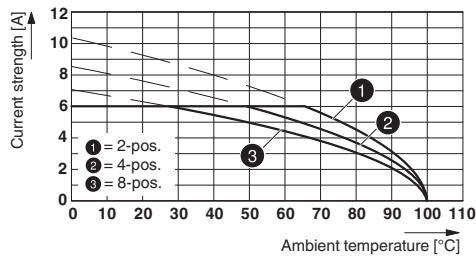


Diagram

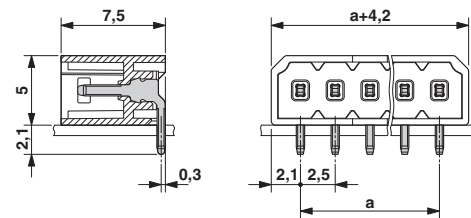


Derating curve for: PTSM 0,5/...-P-2,5 with PTSM 0,5/...-HH-2,5-THR R..

Diagram



Dimensional drawing



Type: PTSM 0,5/...-HH1-2,5-THR R... with PTSM 0,5/...-HH-2,5-THR R..

Classifications

eCl@ss

| | |
|---------------|----------|
| eCl@ss 10.0.1 | 27440402 |
| eCl@ss 11.0 | 27460201 |
| eCl@ss 4.0 | 27260700 |
| eCl@ss 4.1 | 27260700 |
| eCl@ss 5.0 | 27260700 |
| eCl@ss 5.1 | 27260700 |
| eCl@ss 6.0 | 27260700 |
| eCl@ss 7.0 | 27440402 |
| eCl@ss 9.0 | 27440402 |

ETIM

| | |
|----------|----------|
| ETIM 3.0 | EC001121 |
| ETIM 4.0 | EC002637 |
| ETIM 6.0 | EC002637 |
| ETIM 7.0 | EC002637 |

UNSPSC

| | |
|---------------|----------|
| UNSPSC 6.01 | 30211810 |
| UNSPSC 7.0901 | 39121409 |
| UNSPSC 11 | 39121409 |

Sample set - SAMPLE PTSM 0,5/ 8-HH-2,5-THR - 1786031

Classifications

UNSPSC

| | |
|--------------|----------|
| UNSPSC 12.01 | 39121409 |
| UNSPSC 13.2 | 39121409 |
| UNSPSC 18.0 | 39121409 |
| UNSPSC 19.0 | 39121409 |
| UNSPSC 20.0 | 39121409 |
| UNSPSC 21.0 | 39121409 |

Approvals

Approvals

Approvals

EAC

Ex Approvals

Approval details

| | | |
|-----|--|---------|
| EAC | | B.01687 |
|-----|--|---------|

Accessories

Additional products

Feed-through header - PTSM 0,5/ 8-HH-2,5-THR R44 - 1778683



PCB header, nominal cross section: 0.5 mm², color: black, nominal current: 6 A, rated voltage (III/2): 160 V, contact surface: Tin, type of contact: Male connector, Number of potentials: 8, Number of rows: 1, Number of positions per row: 8, number of connections: 8, product range: PTSM 0,5/..-HH-THR, pitch: 2.5 mm, mounting: THR soldering, pin layout: Linear pinning, solder pin [P]: 2.1 mm, plug-in system: COMBICON COMPACT PTSM, Locking: without, type of packaging: 44 mm wide tape