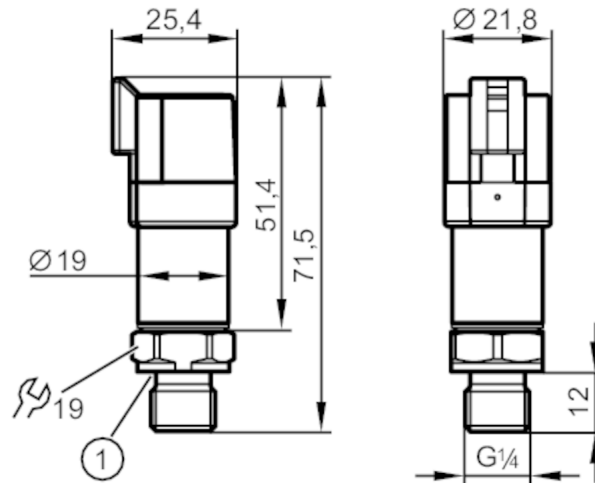


PU5702



Pressure transmitter

PU-100-SEG14-B-DVG/DE



1 Sealing



Product characteristics

Output signal	analogue signal		
Measuring range	0...100 bar	0...1450 psi	0...10 MPa
Process connection	threaded connection G 1/4 external thread (DIN EN ISO 1179-2)		

Application

Application	for mobile applications		
Media	liquids and gases		
Medium temperature [°C]	-40...125		
Pressure rating	250 bar	3625 psi	25 MPa
Note on pressure rating	static		
Min. bursting pressure	1000 bar	14500 psi	100 MPa
Vacuum resistance [mbar]	-1000		
Type of pressure	relative pressure		

Electrical data

Operating voltage [V]	16...32 DC		
Current consumption [mA]	< 12		
Min. insulation resistance [MΩ]	100; (500 V DC)		
Protection class	III		
Reverse polarity protection	yes		

Inputs / outputs

Number of inputs and outputs	Number of analogue outputs: 1
------------------------------	-------------------------------

PU5702



Pressure transmitter

PU-100-SEG14-B-DVG/DE

Outputs			
Total number of outputs		1	
Output signal		analogue signal	
Number of analogue outputs		1	
Analogue voltage output	[V]	0...10	
Min. load resistance	[Ω]	2000	
Short-circuit proof		yes	
Overload protection		yes	
Measuring/setting range			
Measuring range		0...100 bar	0...1450 psi
			0...10 MPa
Accuracy / deviations			
Repeatability	[% of the span]	< ± 0,05; (with temperature fluctuations < 10 K)	
Characteristics deviation	[% of the span]	< ± 0,8; (incl. drift when overtightened, zero point and span error, non-linearity, hysteresis)	
Linearity deviation	[% of the span]	< ± 0,25 (BFSL) / < ± 0,5 (LS)	
Hysteresis deviation	[% of the span]	< ± 0,2	
Long-term stability	[% of the span]	< ± 0,1; (per 6 months)	
Temperature coefficient zero point	[% of the span / 10 K]	< ± 0,1 (0...80 °C); < ± 0,2 (-40...0 °C / 80...125 °C)	
Temperature coefficient span	[% of the span / 10 K]	< ± 0,1 (0...80 °C); < ± 0,2 (-40...0 °C / 80...125 °C)	
Response times			
Step response time analogue output	[ms]	2	
Operating conditions			
Ambient temperature	[°C]	-40...100	
Storage temperature	[°C]	-40...100	
Protection		IP 67; IP 69K	
Tests / approvals			
EMC		compliant with UN ECE R10, rev. 5	(E1 compliant)
		ISO 11452-2	100 V/m
		DIN EN 61326-1	
Shock resistance		DIN EN 60068-2-27	500 g (1 ms)
Vibration resistance		DIN EN 60068-2-6	20 g (10...2000 Hz)
MTTF	[years]	640	
Pressure Equipment Directive		Sound engineering practice; can be used for group 2 fluids; group 1 fluids on request	

PU5702



Pressure transmitter

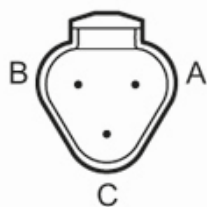
PU-100-SEG14-B-DVG/DE

Mechanical data	
Weight [g]	61.5
Materials	1.4542 (17-4 PH / 630); stainless steel (1.4404 / 316L); PPS
Materials (wetted parts)	1.4542 (17-4 PH / 630)
Min. pressure cycles	60 million; (at 1.2 times nominal pressure)
Tightening torque [Nm]	25...35; (recommended tightening torque; depends on lubrication, seal and pressure rating)
Process connection	threaded connection G 1/4 external thread (DIN EN ISO 1179-2)
Process connection sealing	HNBR (to DIN 3869)
Restrictor element integrated	yes

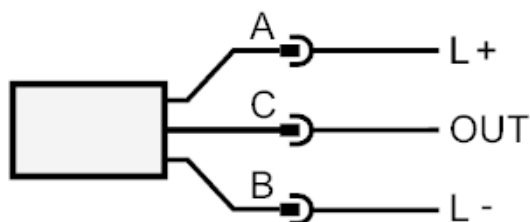
Remarks	
Remarks	BFSL = Best Fit Straight Line LS = limit value setting
Pack quantity	1 pcs.

Electrical connection

Connector: 1 x DEUTSCH connector (DT04-3P); Maximum cable length: 30 m



Connection



OUT analogue output