

# CLAMP METERS

MEASURES AMPERAGE, VOLTAGE, RESISTANCE AND CONTINUITY



- 1000A, 660A, 600A, 400A & 200A AC/DC models
- cULus, CE, UKCA & RCM listed
- Patented TightSight® bottom display (61-775, 61-765, 61-757, 61-747 & 61-415)
- Built in torch (61-757, 61-747, 61-415, 61-405) and probe/lead holders (61-757, 61-747, 61-737, 61-415, 61-405)
- Magnetic strap mount (61-757, 61-747, 61-737, 61-415, 61-405)

## TIGHTSIGHT® CLAMP METERS



**61-775**

1000A AC/DC Clamp Meter  
TightSight™ w/Backlight  
CAT IV 600V | CAT III 1000V



**61-765**

660A AC/DC Clamp Meter  
TightSight™ w/Backlight  
CAT IV 600V | CAT III 1000V



**61-757**

600A AC/DC Clamp Meter  
TightSight™ w/Backlight  
& Torch  
CAT IV 600V | CAT III 1000V



**61-747**

400A AC/DC Clamp Meter  
TightSight™ w/Backlight  
& Torch  
CAT III 600V



**61-415**

200A AC/DC Split Jaw Meter  
TightSight™ w/Backlight  
& Flashlight  
CAT IV 600V | CAT III 1000V

## CONVENTIONAL CLAMP METERS



**61-744**

400A AC Clamp Meter  
4000 Count  
CAT III 600V



**61-737**

400A AC Clamp Meter  
4000 Count w/Backlight  
CAT III 600V



**61-405**

200A AC Split Jaw Meter  
w/Backlight & Torch  
CAT III 600V



**TL-757**

Test Leads  
w/Alligator Clips



**UMHS-757**

Universal Magnetic  
Hanging Strap

IMPORTANT: The clamp meters on this page are intended for use by qualified electricians. Follow the NFPA 70E Standard for Electrical Safety in the workplace when using this tester. Always consult the instruction manual provided with the tester for operational limitations and procedures associated with a specific tester.

# CLAMP METERS

TIGHTSIGHT® | CONVENTIONAL



**Non-Contact Voltage Tester**  
Screen displays  
EF (Electromagnetic Field)




**Torch**



**Built-In Probe Tip Holder**



**Universal Magnetic Strap Clip**



**Overmoulded Industrial Grip**  
2M Drop (model specific)



**Backlit Displays**

61-757 | 61-747







US LISTED

**Patented TightSight™ Backlit Display** eliminates need to bend or twist conductors or place your head near or in the panel and allows you to easily read the bottom display when taking all measurements.

# CLAMP METERS

TIGHTSIGHT® | CONVENTIONAL

CLAMP METER SELECTION GUIDE			 NEW	 NEW
	61-775	61-765	61-757	61-747
<b>FEATURES</b>				
CAT Rating (Safety)	CAT IV 600V CAT III 1000V	CAT IV 600V CAT III 1000V	CAT IV 600V CAT III 1000V	CAT III 600V
Listing	cULus, CE, UKCA, RCM	cULus, CE, UKCA, RCM	cULus, CE, UKCA, RCM	cULus, CE, UKCA, RCM
Drop Protection			6.6 ft. (2m)	3.3 ft. (1 m)
Clamp/Jaw Opening	2.0 in. (50.8mm)	1.5 in. (38mm)	1.4 in. (35.5mm)	1.4 in. (35.5mm)
AC Voltage (Volts)	750V	750V	600V	600V
DC Voltage (Volts)	750V	750V	1000V	600V
AC Current (Amps)	1000A	660A	600A	400A
DC Current (Amps)	1000A	660A	600A	400A
Ohms (Resistance)	999.9Ω	999.9Ω	60MΩ	40MΩ
AC Millivolts	—	—	6000	4000
DC Millivolts	—	—	6000	4000
True RMS	✓	✓	✓	✓
High Voltage Alarm	✓	✓	ACV/DCV   >30V	ACV/DCV   >30V
Audible Continuity	✓	✓	✓	✓
Visual Continuity	✓	✓	✓	✓
Backlight	✓	✓	✓	✓
Temperature	—	—	-40°F ~ 1832°F -40°C ~ 1000°C	-40°F ~ 1832°F -40°C ~ 1000°C
Low Impedance (LoZ)	—	—	Yes	—
NCV	—	—	40-600V	40-600V
Auto Ranging	✓	✓	✓	✓
Range Hold	—	—	✓	✓
Data Hold	✓	✓	✓	✓
Relative	✓	✓	✓	✓
Diode Test	—	—	✓	✓
Capacitance Test	✓	✓	6.000mF	4.000mF
Frequency / Duty Cycle	✓	✓	10Hz-9.999KHz	10Hz-9.999KHz
Max / Min	✓	✓	✓	✓
Magnetic Strap Mount	—	—	✓	✓
Test Probe Holder	—	—	✓	✓
Torch	—	—	✓	✓
Auto-Power Off (APO)	✓	✓	✓	✓
APO Disable	✓	✓	✓	✓
Low Battery Indication	✓	✓	✓	✓
Battery Type (Included)	1 x 9 Volt	1 x 9 Volt	3 x 1.5V AAA	3 x 1.5V AAA
Bottom LCD Display	✓	✓	✓	✓
LCD Display Count	9999	9999	6000	4000
Warranty	2-Year*	2-Year*	2-Year*	2-Year*
<b>ACCESSORIES</b>				
Leads & Alligator Clips	Included	Included	Included	Included

\* Go to [idealind.com](http://idealind.com) for complete warranty information  
Specifications are subject to change without notice.

# FORK METER FEATURES



**Non-Contact Voltage Indication**  
Built in Clamp Tip



**0.75 in. (19mm) Jaw Opening**



**Torch/Backlight**



**Probe Storage & Lead Holders**  
(on back)



**Delta**  $\Delta$   
(difference from reference)



**Max./Min.**



**61-415**







**Patented TightSight™ Backlit Display** eliminates need to bend or twist conductors or place your head near or in the panel and allows you to easily read the bottom display when taking measurements



US LISTED

# CLAMP METERS

TIGHTSIGHT® | CONVENTIONAL

CLAMP METER SELECTION GUIDE		 NEW	 NEW	 NEW
	61-744	61-737	61-415	61-405
<b>FEATURES</b>				
CAT Rating (Safety)	CAT III 600V	CAT III 600V	CAT IV 600V CAT III 1000V	CAT III 600V
Listing	cULus, CE, UKCA, RCM	cULus, CE, UKCA, RCM	cULus, CE, UKCA, RCM	cULus, CE, UKCA, RCM
Drop Protection		3.3 ft. (1m)	6.6 ft. (2m)	6.6 ft. (2m)
Clamp/Jaw Opening	1.45 in. (36.5mm)	1.4 in. (35.5mm)	0.75 in. (19mm)	0.75 in. (19mm)
AC Voltage (Volts)	600V	600V	1000	1000
DC Voltage (Volts)	600V	600V	1000	1000
AC Current (Amps)	600A	400A	200	200
DC Current (Amps)	—	—	200	—
Ohms (Resistance)	40MΩ	40MΩ	60MΩ	60MΩ
AC Millivolts	—	4000	✓	✓
DC Millivolts	—	4000	✓	✓
True RMS	—	✓	✓	✓
High Voltage Alarm	—	ACV/DCV   >30V	ACV/DCV   >30V	ACV/DCV   >30V
Audible Continuity	✓	✓	✓	✓
Visual Continuity	—	✓	✓	✓
Backlight	—	✓	✓	✓
Temperature	—	-40°F ~ 1832°F -40°C ~ 1000°C	—	—
Low Impedance (LoZ)	—	—	—	—
NCV	70-600V	40-600V	40-600V	40-600V
Auto Ranging	✓	✓	✓	✓
Range Hold	✓	✓	✓	✓
Data Hold	✓	✓	✓	✓
Relative	—	✓	✓	✓
Diode Test	—	✓	✓	✓
Capacitance Test	—	400.0μF	6.000mF	6.000mF
Frequency / Duty Cycle	—	10Hz~9.999KHz	—	—
Max / Min	—	✓	✓	✓
Magnetic Strap Mount	—	✓	✓	✓
Test Probe Holder	—	✓	✓	✓
Torch	—	—	✓	✓
Auto-Power Off (APO)	✓	✓	✓	✓
APO Disable	—	—	✓	✓
Low Battery Indication	✓	✓	✓	✓
Battery Type (included)	2 x 1.5V AAA	3 x 1.5V AAA	2 x 1.5V AAA	2 x 1.5V AAA
Bottom LCD Display	—	—	✓	—
LCD Display Count	4000	4000	6000	6000
Warranty	2-Year*	2-Year*	2-Year*	2-Year*
<b>ACCESSORIES</b>				
Leads, Case & Batteries	Leads only	Included	Included	Included
Thermocouple	—	Included	—	—

\* Go to [idealind.com](http://idealind.com) for complete warranty information  
Specifications are subject to change without notice.

# ACCESSORIES



**TC-757**  
Thermocouple



**TL-757**  
Test Leads w/Alligator Clips  
For use with: 61-757, 61-747, 61-737, 61-744,  
61-775, 61-765, 61-415, 61-405



**UMHS-757**  
Universal Magnetic Hanging Strap  
For Use with: 61-757, 61-747, 61-737,  
61-415, 61-405



**C-770**  
Nylon Carrying Case  
For use with: 61-775



**C-757**  
Nylon Carrying case  
For use with: 61-757, 61-747, 61-737,  
61-415, 61-405



**C-760**  
Nylon Carrying Case  
For Use with: 61-765 and 61-744



**C-90**  
Nylon Carrying Case  
For use with: 61-744



Scan this QR code with your smart-  
phone to see a video to learn more  
about the tester.



IDEAL INDUSTRIES, INC.

## IDEAL INDUSTRIES EMEA

Unit 3, Europa Court, Europa Boulevard, Warrington, WA5 7TN, UK | +44 (0)1925 444 446 | eur.sales@idealindustries.com

International offices:

Australia • Canada • China • India • Germany • Mexico • Middle East • UK

For complete sales office contact information, visit us at:

[www.idealind.com](http://www.idealind.com)